



DEDICATED PROSECUTOR STATISTICAL DATA REPORT

FISCAL YEAR 2021/2022



as required by section 626.9896,
Florida Statutes



DEDICATED PROSECUTOR STATISTICAL DATA REPORT

Table of Contents

A Message from the Director.....	2
About the Dedicated Prosecutor Program	3
The Statute Governing the Dedicated Prosecutor Program.....	4
Funding	5
About This Report.....	6
DIFS Cases Presented for Prosecution to All Florida Circuits.....	7
Circuit Overviews	10
Restitution Amounts Requested and Ordered.....	15
Successful Prosecutions	17
Required Statistical Data by Quarter	19

A Message from the Director

On behalf of the dedicated staff of the Florida Department of Financial Services, Division of Investigative and Forensic Services (DIFS), I am pleased to present the Fiscal Year 2021-2022 Dedicated Prosecutor Statistical Data Report. The report includes the statistical data maintained by DIFS on the work performed by its investigators and administrative staff, in combination with the quarterly statistics provided by the prosecutors, paralegals and investigators working insurance and workers compensation fraud cases in the seven circuits participating in the Dedicated Insurance Fraud Prosecutor program. The professionals who investigate and prosecute these cases day in and day out are committed to their on-going charge to root out fraud and hold accountable those responsible for it.

Insurance fraud continues to be one of many challenges facing Floridians. A recent Coalition Against Insurance Fraud study estimates that insurance fraud costs the US economy over \$308.6 billion dollars a year. Florida's insurance industry has faced two years of underwriting losses exceeding \$1 billion yearly, six companies ordered into liquidation or receivership, and a 2022 average Florida homeowner policy rate of \$4,231, nearly three times the national average.

But there are victories amid struggles. The men and women of DIFS unfailingly support CFO Jimmy Patronis' mission to make fighting insurance fraud the top priority. Two new squads were staffed this fiscal year dedicated to investigating property and casualty fraud along the Interstate 4 corridor. DIFS also implemented the use of new analytical tools to assist in identifying and investigating fraud on all fronts. Supporting the effort, the Florida Legislature held a special session in May 2022 and passed a series of reforms aimed at curbing abuse and providing relief to consumers.

Likewise, our partners in the legal field have persevered. Although Fiscal Year 2021-2022 saw courts fully reopen, all feel the effects of the one million case backlog that it began with. That backlog and an on-going prosecutorial staffing shortage continue to prove challenging for the Dedicated Prosecutor Circuits. DIFS is working with committed state attorneys to overcome these stumbling blocks.

No matter the fraud type to be eradicated, we could never succeed if not for the valuable working relationships shared with the insurance industry, special investigative units, regulatory agencies, law enforcement officials and prosecutors.

Thank you for your continued support and commitment to the fight against insurance fraud.



Simon Blank
Director

About the Dedicated Prosecutor Program

As the law enforcement arm of the Florida Department of Financial Services, the Division of Investigative and Forensic Services (DIFS) is tasked with investigating a wide range of fraudulent and criminal acts, including insurance fraud, workers' compensation fraud, misuse of state funds, and arson. Since prosecuting these crimes requires specialized training and expertise, the Legislature has established the Dedicated Prosecutor Program, which funds the salaries of prosecutors, paralegals, and investigators dedicated solely to prosecuting fraud and related cases within various State Attorney Offices.

The Dedicated Prosecutor Program funds positions in seven of Florida's 20 Judicial Circuits which include the metropolitan areas of Jacksonville, Orlando, Miami, Tampa, West Palm Beach, Ft. Lauderdale, and Ft. Myers. The program funds a total of 29 positions, of which 16 are dedicated prosecutors and 13 are paralegals or investigators. In total, the Legislature allocated \$2,716,481 for funded positions in the Dedicated Prosecutor Program in fiscal year 2021-2022.

Pursuant to section 626.9896, Florida Statutes, each dedicated prosecutor is required to provide the Department with quarterly data, including the number of cases filed, cases closed since the last quarterly report, cases pending filing, cases currently in diversion or pretrial intervention (PTI), and cases in which the Assistant State Attorney (ASA) provided investigative assistance.

As this report shows, this valued partnership between DIFS and the various participating State Attorneys' Offices has been successful in dismantling numerous fraud schemes and criminal enterprises, fighting financial fraud, reducing government abuse and waste, and holding accountable those who commit fraud and take advantage of Florida's citizens and businesses.

The Statute Governing the Dedicated Prosecutor Program

626.9896, Florida Statutes
Dedicated insurance fraud prosecutors.

(1) The department shall collect data from each state attorney office that receives an appropriation to fund attorneys and paralegals dedicated solely to the prosecution of insurance fraud cases and report on the use of such funds. The data must be submitted by the state attorneys to the Division of Investigative and Forensic Services on the last day of each calendar quarter beginning September 30, 2017, and quarterly thereafter. Data must be submitted for each attorney funded by the appropriation and grouped by case type, including Division of Investigative and Forensic Services insurance fraud cases, other insurance fraud cases, and cases not involving insurance fraud. For each type of case, the data must include the number of cases in which an information has been filed; the number of cases pending at pretrial or intake; the number of cases in which the attorney is assisting in the investigation; the number of cases closed or disposed of during the prior quarter; the disposition of the cases closed during the prior quarter; and the number of cases currently pending in a pretrial diversion program.

(2) The Division of Investigative and Forensic Services must report the data collected pursuant to subsection (1) for the year ending June 30, to the Executive Office of the Governor, the Speaker of the House of Representatives, and the President of the Senate by September 1, 2018, and annually thereafter.

Funding

For fiscal year 2021-2022, the Legislature appropriated a total of \$2,716,481 to fund positions in the Dedicated Prosecutor Program. The appropriation designated \$2,010,706 to prosecuting general insurance fraud cases and \$705,775 to prosecuting workers' compensation fraud cases. The appropriated funds were allocated to the seven State Attorneys' Offices listed below. The General Appropriations Act provided for the following distribution:

Judicial Circuit	Metropolitan Location	Number of Funded Prosecutors	Number of Funded Paralegals and Investigators	Total Number of Funded Positions
4th	Jacksonville	2	1	3
9th	Orlando	2	3	5
11th	Miami	5	2	7
13th	Tampa	2	2	4
15th	West Palm Beach	2	2	4
17th	Ft. Lauderdale	2	2	4
20th	Ft. Myers	1	1	2
TOTALS		16	13	29

About This Report

This report is a compilation of the mandatorily reported data received from dedicated prosecutors each quarter and statistical data extracted by DIFS from its own case records. Data maintained by DIFS includes statistics for all judicial circuits, not just those with dedicated prosecutors. The inclusion of both data types allows for some statistical comparisons between circuits with and without dedicated prosecutors in addition to statistical comparisons between circuits with dedicated positions. All graphs and charts indicate the source of their information; DIFS or the dedicated prosecutors.

A review of the information included in this report allows the reader to see where DIFS insurance fraud cases are being presented and successfully prosecuted. Comparisons between dedicated circuits reveal where dedicated positions are most focused on insurance fraud prosecutions as compared to other crime types.

Lastly, the definition section below is provided to assist the reader in understanding terms used throughout the report.

Definitions and Descriptions:

- **Case:** An individual charged with a crime or crimes; each defendant in a multi-defendant case is considered a separate “case”
- **Declination Report:** A report that a prosecutor submits when she or he declines a presentation for prosecution
- **LEA:** Law Enforcement Agency
- **PIP:** Personal Injury Protection
- **Presentation:** The act of a law enforcement officer providing information to a prosecutor so that the prosecutor may consider the case for prosecution. Submission of a formal package containing investigation.
- **Successful Prosecution:** The case has been resolved by conviction, plea agreement, or successful diversion or Pre-Trial Intervention (PTI). These prosecutions often involve cases presented in previous years.
- **WC:** Workers’ Compensation
- **IF:** Insurance Fraud

DIFS Cases Presented for Prosecution in All Florida Circuits

The Division of Investigative and Forensic Services is charged with investigating a variety of criminal acts in the State of Florida. Within the Division, the Bureau of Workers' Compensation Fraud and the Bureau of Insurance Fraud are primarily responsible for insurance related fraud investigations.

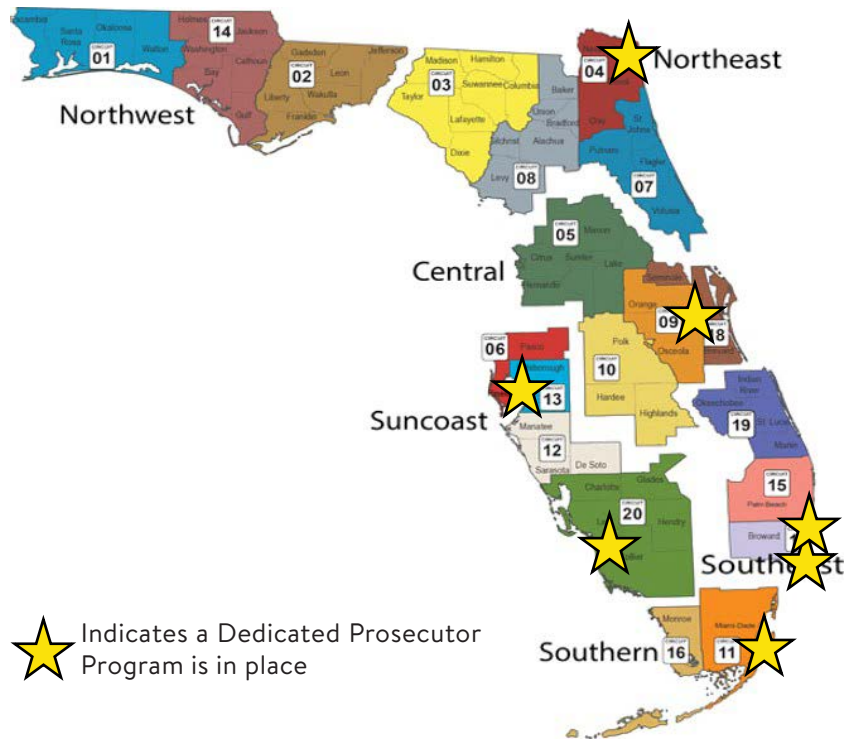
Detectives in the Bureau of Workers' Compensation Fraud investigate violations of Florida's Workers' Compensation laws including unlicensed contractors, false or exaggerated injury claims, presenting improper identification to obtain work and a variety of premium fraud schemes. These cases are often worked in concert with other state and local law enforcement agencies on special operations.

The Bureau of Insurance Fraud investigates alleged acts of insurance fraud that are not categorized under workers' compensation including licensee, healthcare, application, vehicle, homeowners, commercial, disability, and life insurance fraud. Within these categories are organized schemes to defraud the public and insurers, insolvency of insurance companies due to internal fraud, criminal activity by unauthorized entities illegally doing business in Florida, and viatical related fraud.

Statewide, DIFS presented 774 cases to state and federal prosecutors in Fiscal Year 2021-2022, requesting a total of \$31,449,008.84 in restitution on behalf of victims. Of those total cases, 58% were presented to circuits with dedicated prosecutors. By close of the fiscal year, 166 cases were in closed status with a final disposition and 391 cases remained in open status awaiting a final disposition.

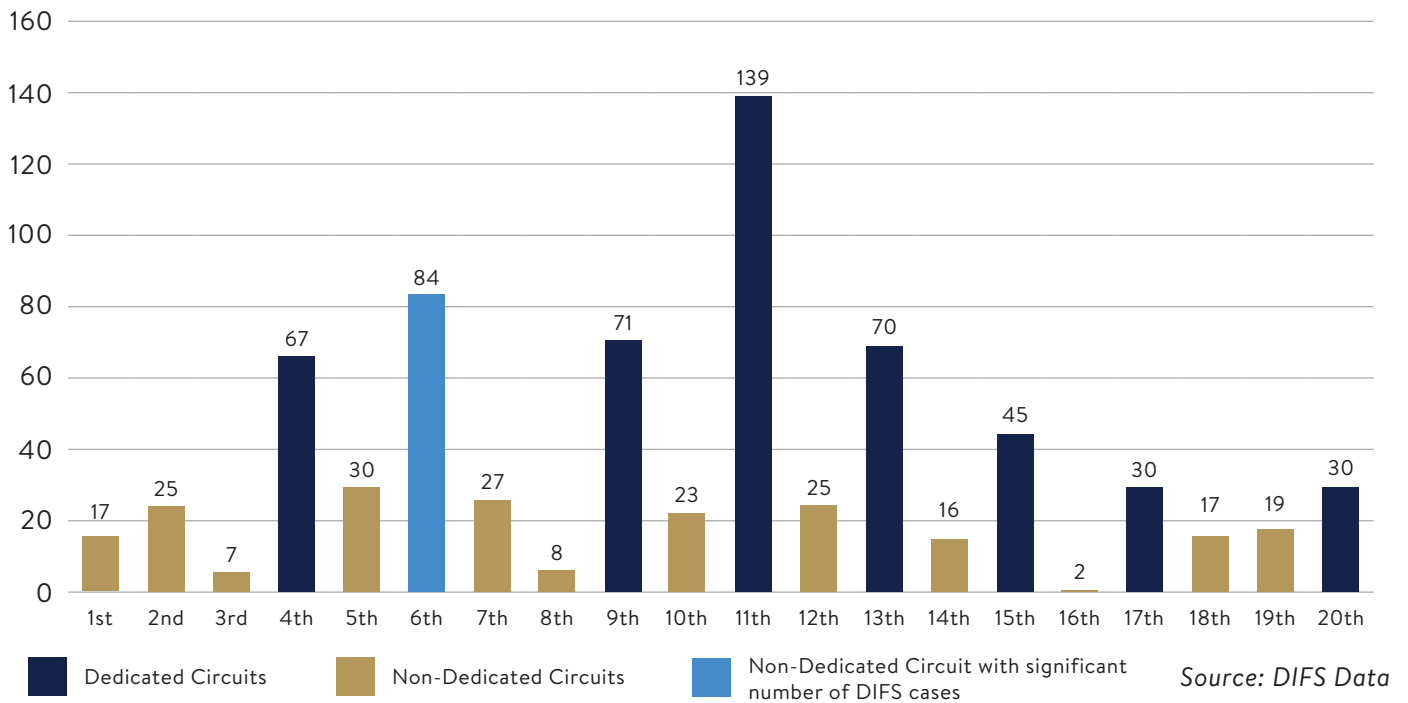
Fiscal Year 2021-2022 saw Florida's state and federal courts order a total of \$76,983,164.45 in restitution to be paid by defendants to compensate victims for their losses, including \$67,695,134.24 in restitution ordered by Florida's federal district courts.

- Dedicated Circuits**
- 4th:** Jacksonville
 - 9th:** Orlando
 - 11th:** Miami
 - 13th:** Tampa
 - 15th:** Palm Beach
 - 17th:** Ft. Lauderdale
 - 20th:** Ft. Myers



The following two pages display the total number of case presentations per individual circuit, a breakdown of those cases by type and circuit, the number of presented cases in which prosecutors declined to file charges and the number of successful prosecutions of DIFS cases in all circuits. The data for these two pages were obtained from DIFS records.

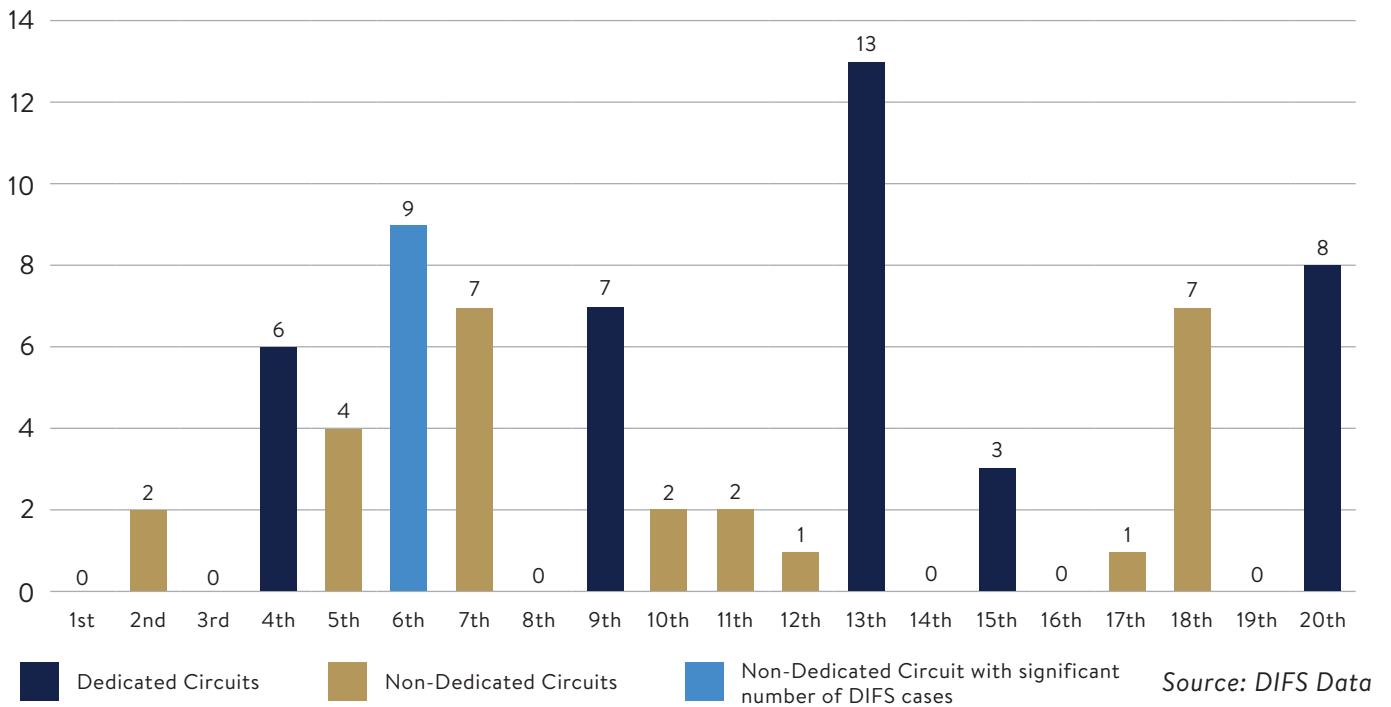
Total Fraud Case Presentations By DIFS to All Circuits (774 Total)



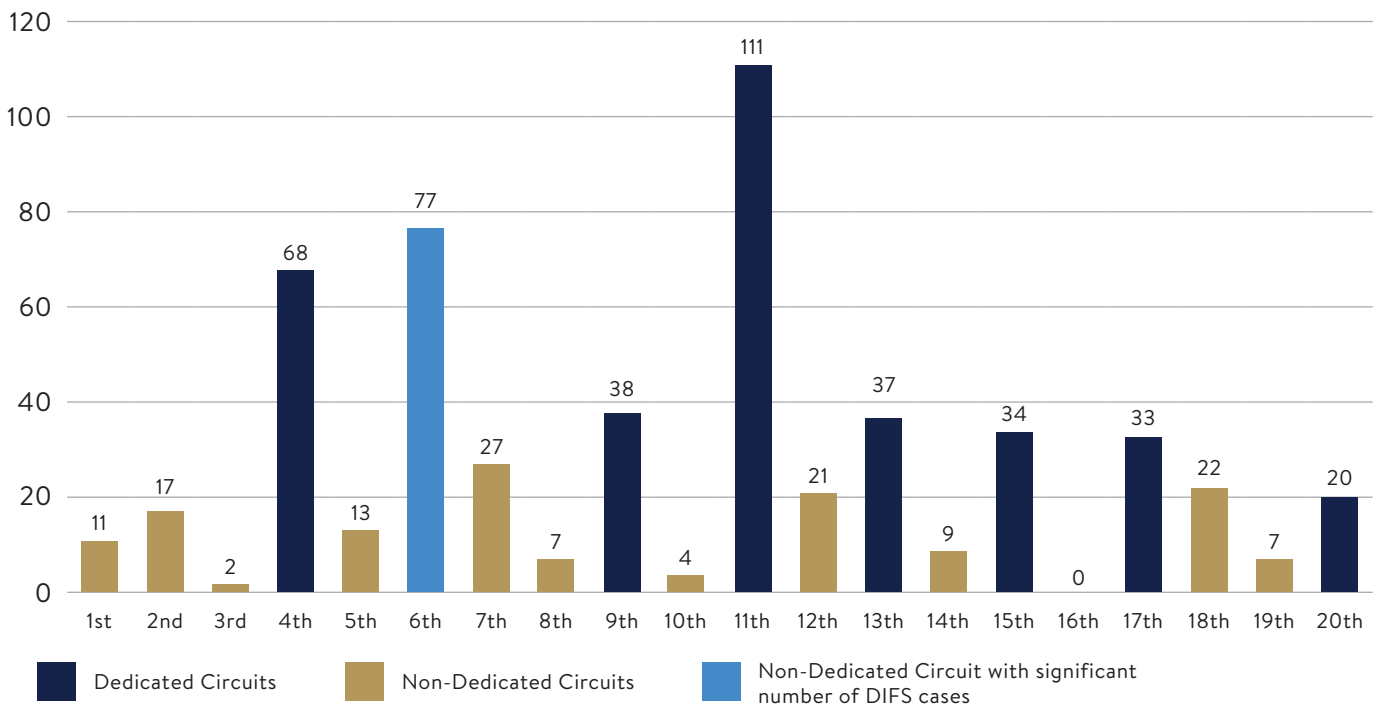
DIFS Presentations Sorted by Case Type and Circuit

Circuit	WC	PIP	Vehicle	Healthcare	Homeowners	Licensee	Other	Grand Total	%
1st	3		8		4	1	1	17	2.2%
2nd	8	1	7	3	2		4	25	3.2%
3rd			1	4		1	1	7	0.9%
4th (Jacksonville)	19	11	12	5	8	4	8	67	8.7%
5th	8	1	7	1	9	1	3	30	3.9%
6th (Pinellas & Pasco)	62	2	6	1	10	1	2	84	10.9%
7th	8		8	1	8		2	27	3.5%
8th			3	2		2	1	8	1.0%
9th (Orlando)	15	16	15	2	15	1	7	71	9.2%
10th	7	4	5		2		5	23	3.0%
11th (Miami)	49	74	1	2	3	6	4	139	18.0%
12th	19		5				1	25	3.2%
13th (Tampa)	17	18	15		12	2	6	70	9.0%
14th	3	1	6	1	4		1	16	2.1%
15th (Palm Beach)	10	2	7	8	4		14	45	5.8%
16th	2							2	0.3%
17th (Ft. Lauderdale)	12	1	4	4	1	5	3	30	3.9%
18th		1	6	3	5		2	17	2.2%
19th	11	5	3					19	2.5%
20th (Ft. Myers)	3	4	13	2	5	2	1	30	3.9%
Statewide	11				5	3	2	21	2.7%
US Federal Court-Middle District				1				1	0.1%
Grand total	267	141	132	40	97	29	68	774	100.0%

Total Declinations of DIFS Cases Fraud By All Circuits (72 Total)



Successful Prosecutions of DIFS Fraud Cases By All Circuits (559 Total)



Source: DIFS Data.
Successful prosecutions include cases presented and filed during prior fiscal years.

Circuit Overviews

The following eight circuit overviews highlight individual circuits' statistical information. Pie charts display the aggregate data reported for all quarters of Fiscal Year 2021-2022 by the dedicated prosecutors.

Table charts show the data captured by DIFS during the same time period.

4th Circuit: Jacksonville

- 2 Funded Prosecutors
- 1 Paralegals/Investigators

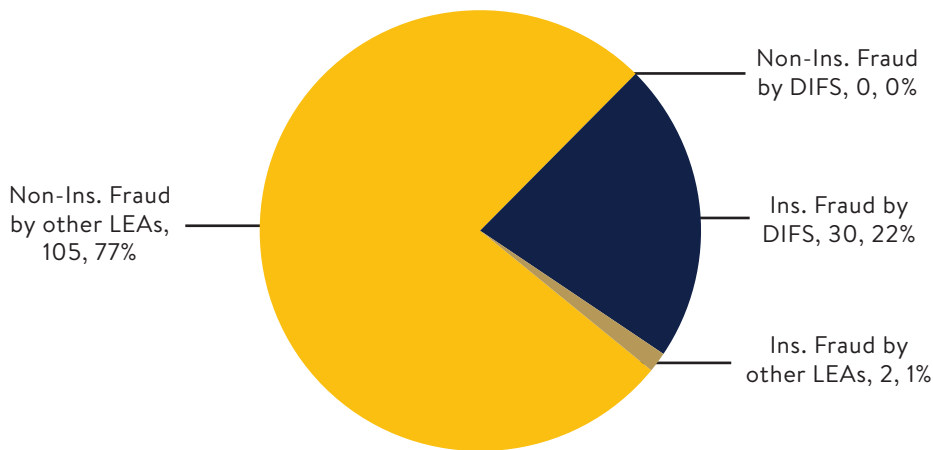
Dedicated Prosecutors Reported:

- 30 Successful DIFS Prosecutions
- 10 Average Successful Prosecutions Per Funded Positions

DIFS Data

Presentation Type	No. Presented
Workers' Compensation Fraud	19
Personal Injury Protection Fraud	11
Vehicle Fraud	12
Healthcare Fraud	5
Homeowners Fraud	8
Licensee Fraud	4
Other Types of Fraud	8
Total Presentations	67
Total declinations	6
Declination Rate	9%

Successful Prosecutions by Dedicated Prosecutors



The Ninth Circuit has three dedicated prosecutor positions and an additional attorney devoted to prosecuting insurance fraud who is not funded through the Dedicated Prosecutor Program appropriation. Statistics for the unfunded prosecutor were provide voluntarily and are included in a separate chart so that the full insurance fraud prosecution effort of the Ninth Circuit are reflected in the report.

9th Circuit Dedicated Prosecutors: Orlando

- 3 Funded Prosecutors
- 2 Legal Assistants

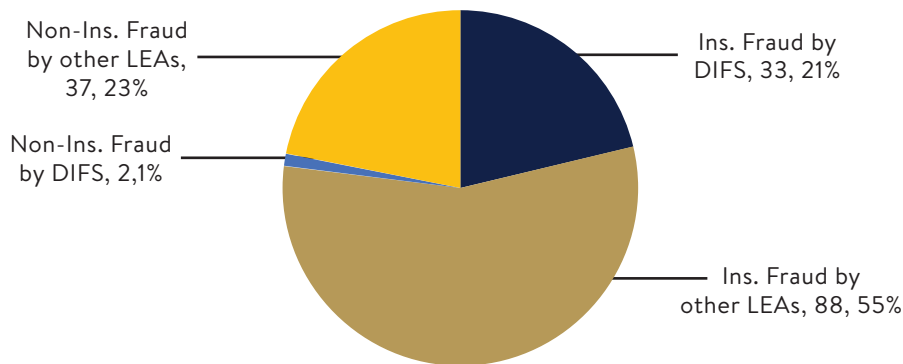
Dedicated Prosecutors Reported:

- 35 Successful DIFS Prosecutions
- 7 Average Successful Prosecutions Per Funded Position

DIFS Data

Presentation Type	No. Presented
Workers' Compensation Fraud	15
Personal Injury Protection Fraud	16
Vehicle Fraud	15
Healthcare Fraud	2
Homeowners Fraud	15
License Fraud	1
Other Types of Fraud	7
Total Presentations	71
Total Declinations	7
Declination Rate	9.9%

Successful Prosecutions by Dedicated Prosecutors

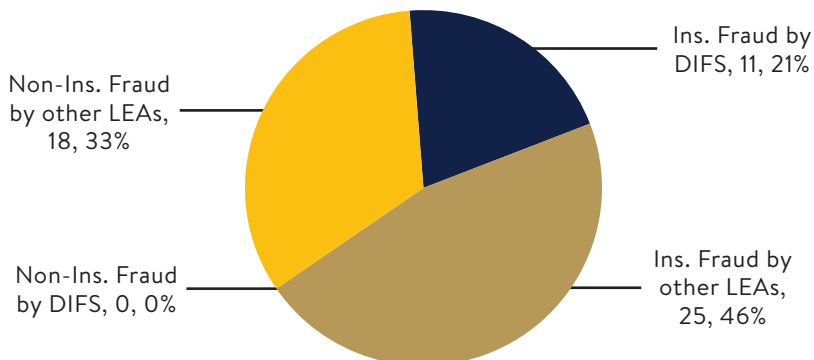


9th Circuit Unfunded Prosecutor: Orlando

The 9th Circuit has 1 IF prosecutor not funded by the Dedicated Prosecutor Program. This prosecutor voluntarily submitted the same quarterly data as the funded dedicated prosecutors.

The following chart contain aggregate data for the 1 unfunded position and shows 11 successful DIFS prosecutions.

These statistics along with those provided by funded prosecutors represents the full efforts of the 9th Circuit.



FY 2021-22 9th Circuit Unfunded Prosecutor Data

Cases Filed	Insurance Fraud Cases	9
	Non-Insurance Fraud Cases	6
Cases Pending a Prosecution	Insurance Fraud Cases	15
	Non-Insurance Fraud Cases	23
Cases Where Position Provided Substantial Investigative Assistance	Insurance Fraud Cases	0
	Non-Insurance Fraud Cases	0
Cases Closed (All Disposition Types)	Insurance Fraud Cases	45
	Non-Insurance Fraud Cases	34
Cases in Diversion	Insurance Fraud Cases	0
	Non-Insurance Fraud Cases	0

11th Circuit: Miami

- 6 Funded Prosecutors
- 2 Paralegals/Investigators

* The 11th Circuit reports a total of 8 funded positions. The GAA allocates 7 positions. This report reflects the data provided on 8 positions

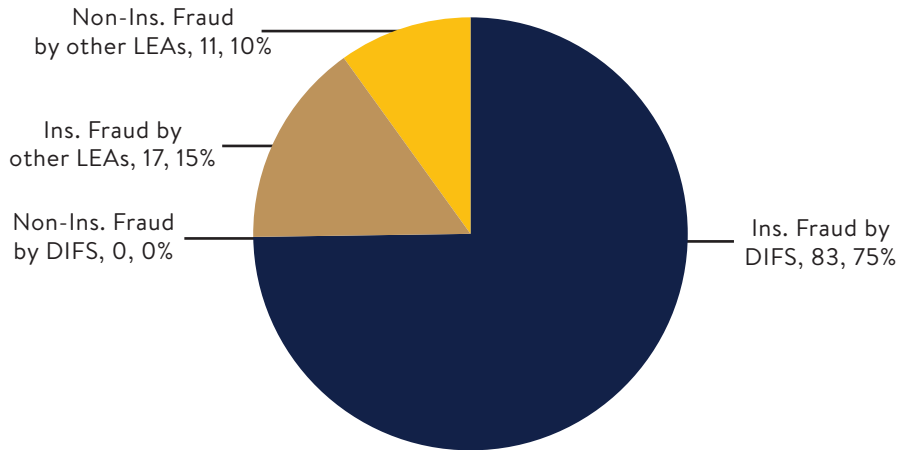
Dedicated Prosecutors Reported:

- 83 Successful DIFS Prosecutions
- 12 Average Successful Prosecutions Per Funded Position

DIFS Data

Presentation Type	No. Presented
Workers Compensation Fraud	49
Personal Injury Protection Fraud	74
Vehicle Fraud	1
Healthcare Fraud	2
Homeowners Fraud	3
Licensee Fraud	6
Other Types of Fraud	4
Total Presentations	139
Total declinations	2
Declination Rate	1.4%

Successful Prosecutions by Dedicated Prosecutors



13th Circuit: Tampa

- 2 Funded Prosecutors
- 2 Paralegals/Investigators

*This Circuit has 1 dedicated IF prosecutor who is in an unfunded position. Their data is not included with the reported statistics.

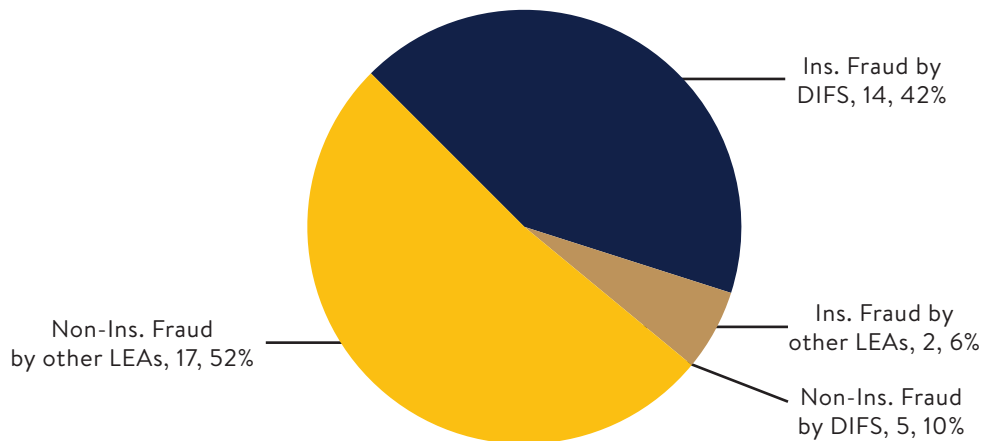
Dedicated Prosecutors Reported:

- 14 Successful DIFS Prosecutions
- 3.5 Average Successful Prosecutions Per Funded Position

DIFS Data

Presentation Type	No. Presented
Workers' Compensation Fraud	17
Personal Injury Protection Fraud	18
Vehicle Fraud	15
Homeowners Fraud	12
Licensee Fraud	2
Other Types of Fraud	6
Total Presentations	70
Total declinations	13
Declination Rate	18.6%

Successful Prosecutions by Dedicated Prosecutors



15th Circuit: West Palm Beach

- 2 Funded Prosecutors
- 2 Legal Assistants/Secretaries

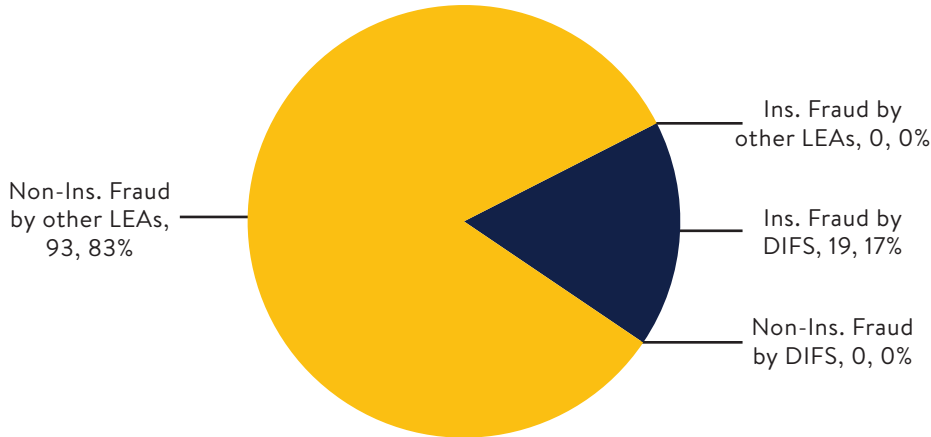
Dedicated Prosecutors Reported:

- 19 Successful DIFS Prosecutions
- 5 Average Successful Prosecutions Per Funded Position

DIFS Data

Presentation Type	No. Presented
Workers' Compensation Fraud	4
Personal Injury Protection Fraud	4
Vehicle Fraud	1
Healthcare Fraud	5
Homeowners Fraud	1
Other Types of Fraud	1
Total Presentations	45
Total Declinations	3
Declination Rate	6.7%

Successful Prosecutions by Dedicated Prosecutors



17th Circuit: Ft. Lauderdale

- 2 Funded Prosecutors
- 2 Paralegals/Investigators

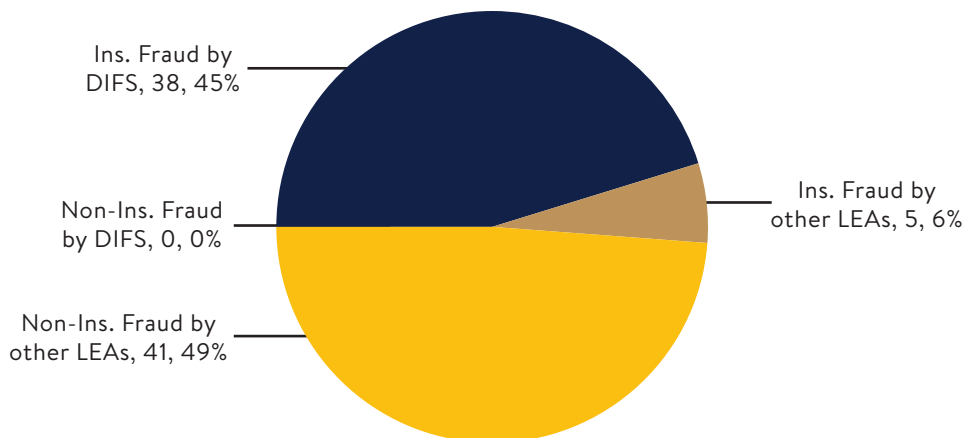
Dedicated Prosecutors Reported:

- 38 Successful DIFS Prosecutions
- 9.5 Average Successful Prosecutions Per Funded Position

DIFS Data

Presentation Type	No. Presented
Workers Compensation Fraud	12
Personal Injury Protection Fraud	1
Vehicle Fraud	4
Healthcare Fraud	4
Homeowners Fraud	1
Licensee Fraud	5
Other Types of Fraud	3
Total Presentations	30
Total declinations	1
Declination Rate	3.3%

Successful Prosecutions by Dedicated Prosecutors



20th Circuit: Ft. Myers

- 1 Funded Prosecutor
- 1 Paralegals/Investigator

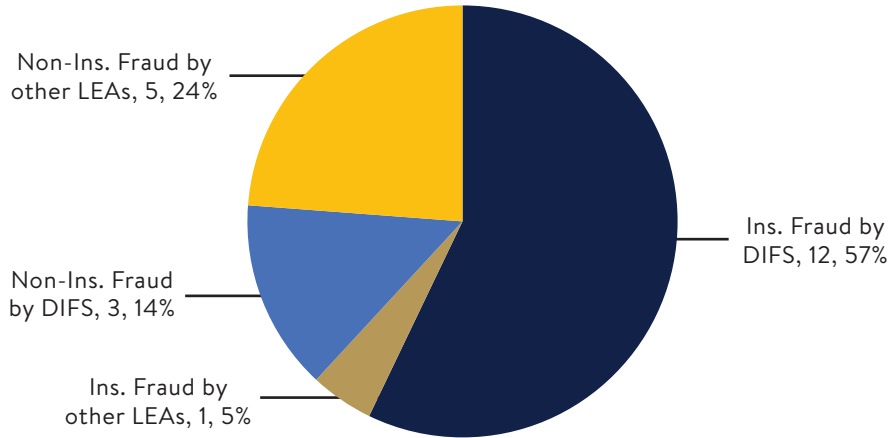
Dedicated Prosecutors Reported:

- 12 Successful DIFS Prosecutions
- 6 Average Successful Prosecutions Per Funded Position

DIFS Data

Presentation Type	No. Presented
Workers Compensation Fraud	3
Personal Injury Protection Fraud	4
Vehicle Fraud	13
Healthcare Fraud	2
Homeowners Fraud	5
Licensee Fraud	2
Other Types of Fraud	1
Total Presentations	30
Total declinations	8
Declination Rate	26.7%

Successful Prosecutions by Dedicated Prosecutors



6th Circuit: St. Petersburg (A Non-Dedicated Circuit)

Although not part of the Dedicated Prosecutor Program, the Sixth Circuit prosecuted a significant number of DIFS workers' compensation fraud investigations. That data is included as well.

In Fiscal Year 2021-2022, DIFS presented 84 cases for prosecution to the Sixth Circuit, which constitutes 10.7% of all DIFS presentations.

Cases include 62 workers' compensation fraud presentations resulting from special operations that involved the combined efforts of DIFS, Pinellas County Sheriff's Office, and Pinellas County Consumer Services.

The Sixth Circuit achieved 77 successful prosecutions during the fiscal year.

DIFS Data

Presentation Type	No. Presented
Workers' Compensation Fraud	62
Personal Injury Protection Fraud	2
Vehicle Fraud	6
Healthcare Fraud	1
Homeowners Fraud	10
Licensee Fraud	1
Other Types of Fraud	2
Total Presentations	84
Total declinations	9
Declination Rate	10.7%

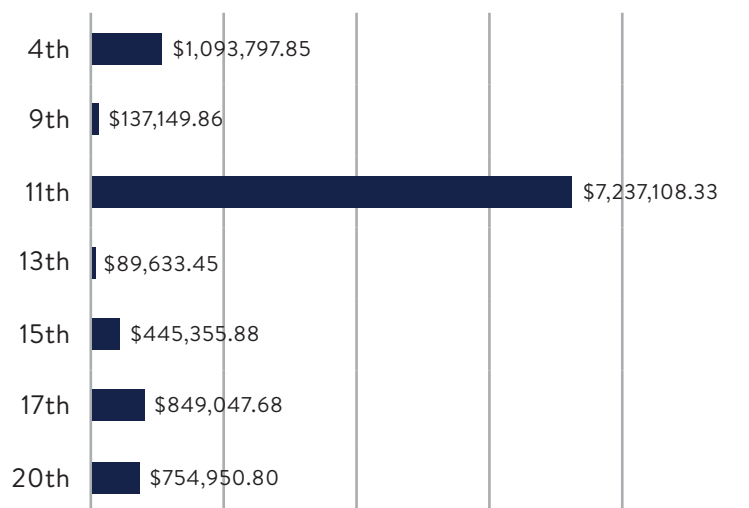
Restitution Amounts Requested And Ordered

Many of the crimes investigated by DIFS agents include a significant financial loss to crime victims. Where applicable, DIFS requests that prosecutors seek restitution on a victim's behalf during the prosecution of a case. During Fiscal Year 2021-2022, DIFS requested \$14,319,082.02 in restitution in cases presented to the dedicated prosecutor circuits. Courts in those circuits ordered \$1,851,467.16 restitution in cases resolved by dedicated prosecutor during that time. In the entirety of the DIFS cases presented to dedicated prosecutors, other judicial circuits, the Office of the Statewide Prosecutor and federal district courts (in conjunction with federal partners) during the fiscal year, a total of \$31,449,008.84 in restitution was requested. Florida state and federal courts ordered a total of \$76,983,164.45 to be paid in restitution on DIFS cases resolved in Fiscal Year 2021-2022.

Restitution Requested on DIFS Cases

Restitution requested indicates the restitution amounts requested on cases presented in Florida's circuits during the fiscal year.

Dedicated Prosecutor Circuits	Restitution Requested Amount
4th	\$1,093,797.85
9th	\$137,149.86
11th	\$7,237,108.33
13th	\$89,633.45
15th	\$445,355.88
17th	\$849,047.68
20th	\$754,950.80
Total	\$14,319,082.02




Source: DIFS Data

Restitution Ordered on DIFS Cases

Restitution ordered will always include restitution amounts that were requested on cases that may have been presented in prior fiscal years but resolved during the current one.

Dedicated Prosecutor Circuits	Restitution Ordered Amount
4th	\$591,683.81
9th	\$491,137.60
11th	\$3,423,469.25
13th	\$38,363.38
15th	\$2,640,393.94
17th	\$329,363.53
20th	\$846,223.62
Total	\$1,851,467.16



Source: DIFS Data. Numbers include cases filed in prior fiscal years that were resolved in Fiscal Year 2021-2022.

These tables depict Restitution Requested and Restitution Ordered on DIFS Cases in all circuits.

Restitution Requested on DIFS Cases in ALL Circuits

Circuit	Restitution Requested Amount
1st	\$21,020.04
2nd	\$1,814,388.24
3rd	\$109,012.75
4th	\$1,093,797.85
5th	\$230,028.60
6th	\$274,281.94
7th	\$73,124.33
8th	\$9,141.93
9th	\$137,149.86
10th	\$38,707.13
11th	\$7,237,108.33
12th	\$900.00
13th	\$89,633.45
14th	\$201,928.44
15th	\$445,355.88
16th	\$0.00
17th	\$849,047.68
18th	\$29,593.75
19th	\$826,660.74
20th	\$754,950.80
FEDERAL-MIDDLE DISTRICT OF FLORIDA	\$3,882,281.38
STATEWIDE PROSECUTOR (6TH)	\$10,461,354.48
STATEWIDE PROSECUTOR (9TH)	\$2,117,059.24
STATEWIDE PROSECUTOR (11TH)	\$631,490.00
STATEWIDE PROSECUTOR (19TH)	\$120,992.00
Grand Total	\$31,449,008.84

Source: DIFS Data

Restitution Ordered on DIFS Cases in ALL Circuits

Circuit	Restitution Ordered Amount
1st	\$5,878.75
2nd	\$32,786.96
3rd	\$60,400.00
4th	\$591,683.81
5th	\$8,387.07
6th	\$381,972.90
7th	\$227,802.21
8th	\$9,762.43
9th	\$491,137.60
10th	\$0.00
11th	\$3,423,469.25
12th	\$20,158.00
13th	\$38,363.38
14th	\$15,190.90
15th	\$2,640,393.94
16th	\$0.00
17th	\$329,363.53
18th	\$617.86
19th	\$164,438.00
20th	\$846,223.62
FEDERAL-MIDDLE DISTRICT OF FLORIDA	\$1,456,109.00
FEDERAL-SOUTHERN DISTRICT OF FLORIDA	\$59,216,743.86
US DISTRICT COURT	\$7,022,281.38
Grand Total	\$76,983,164.45

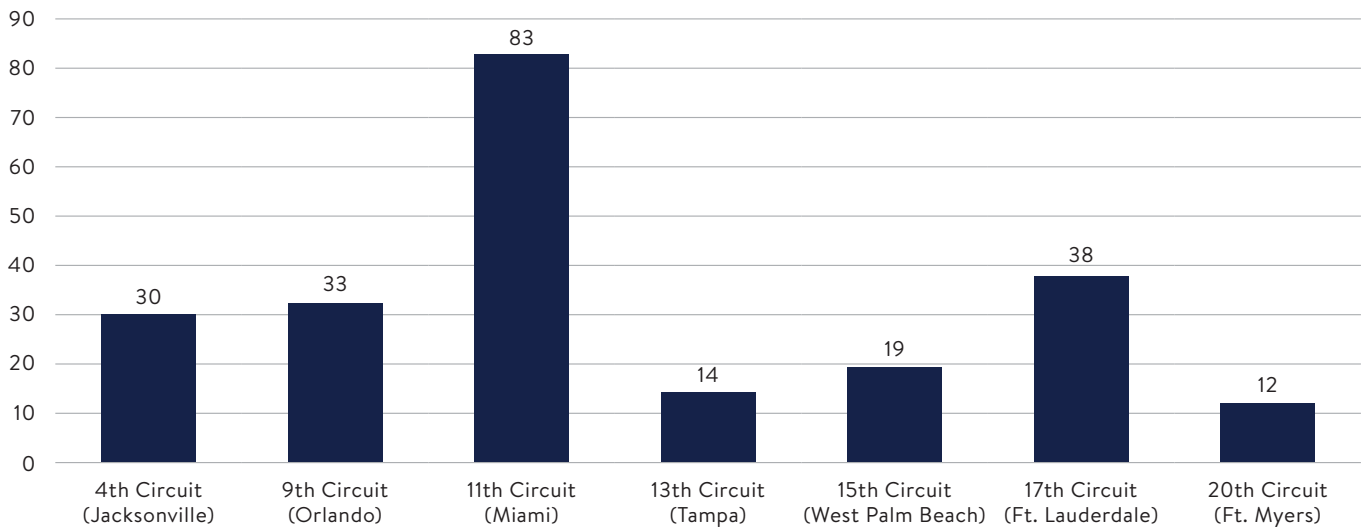
Source: DIFS Data

Successful Prosecutions

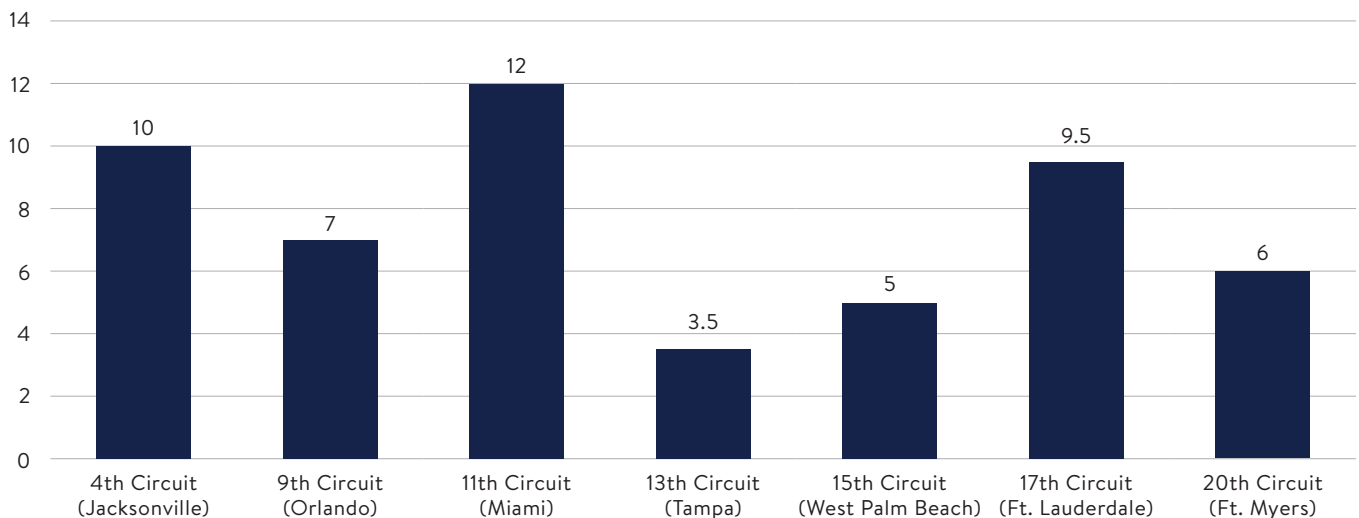
The following three graphs illustrate the number of successful prosecutions of DIFS cases by dedicated prosecutors separated by circuit; the average number of successful prosecutions of DIFS cases by funded positions, and the number of insurance fraud contrasted with other crime types successfully prosecuted during the fiscal year.

The data in these graphs was obtained from the quarterly reports submitted by dedicated prosecutors.

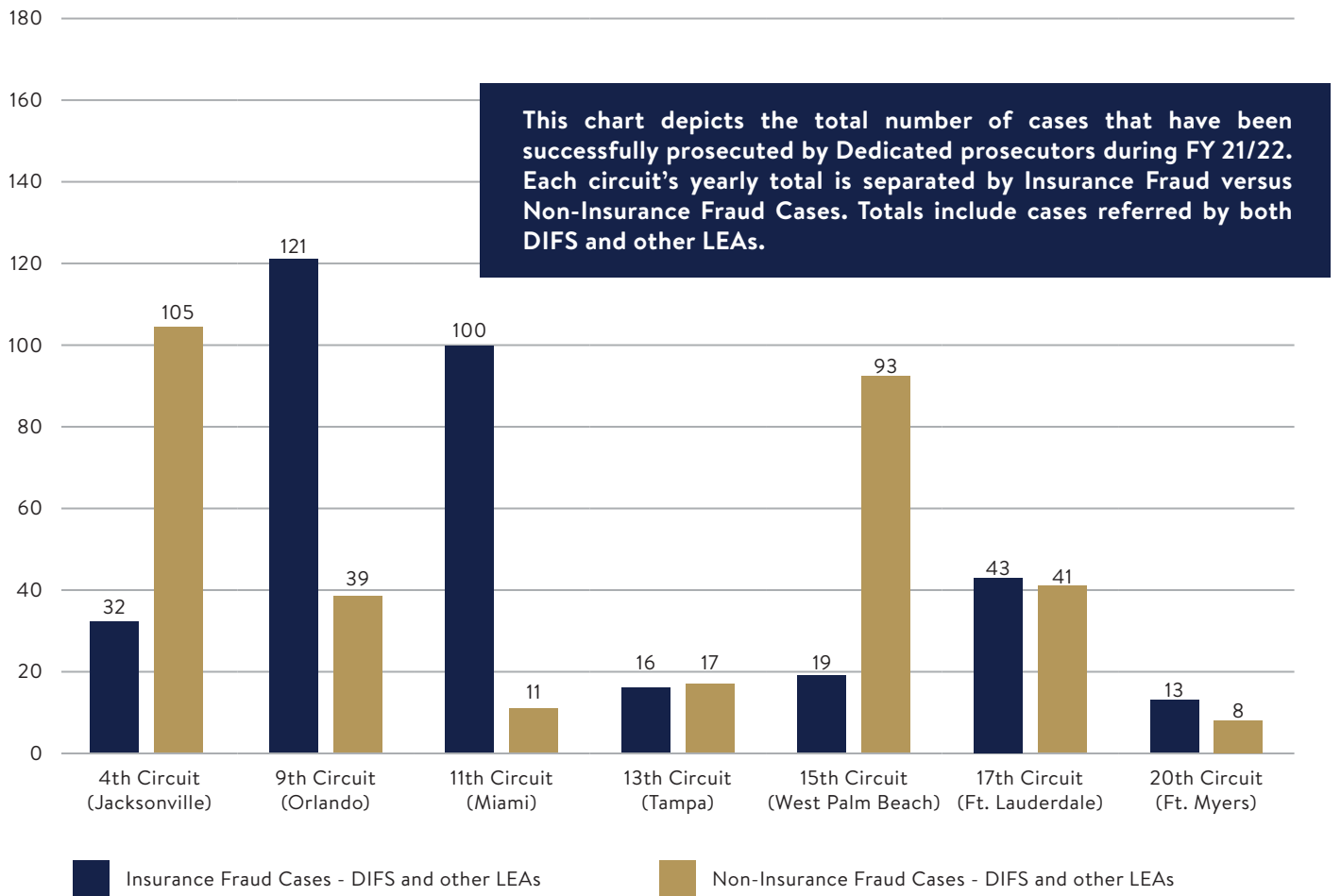
Successful Prosecutions of DIFS Insurance Fraud Cases by Dedicated Prosecutors (Total 240)



Average Number of Successful Prosecutions of DIFS Insurance Fraud Cases Per Funded Position



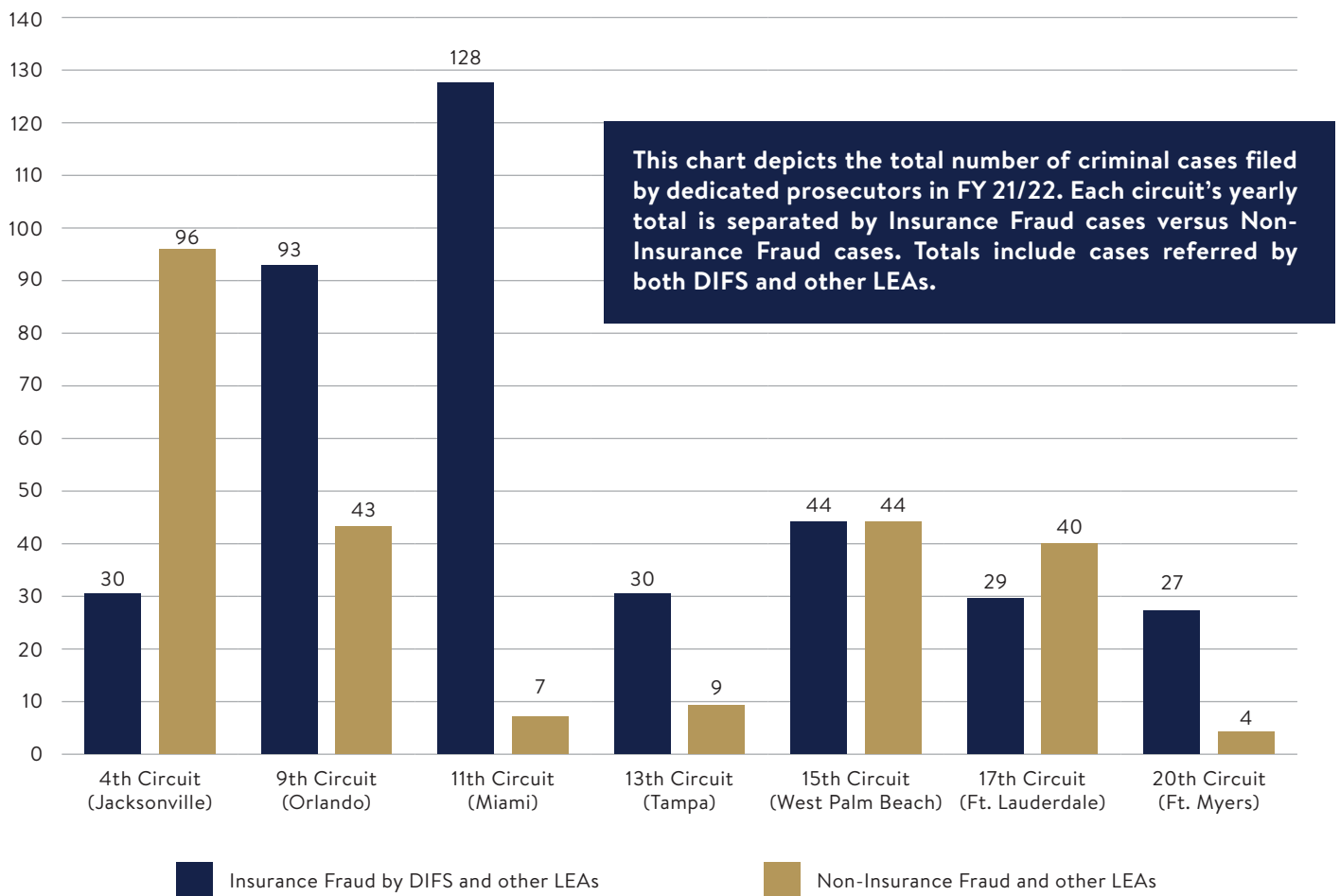
Successful Prosecutions All Case Types -DIFS And Other LEAs



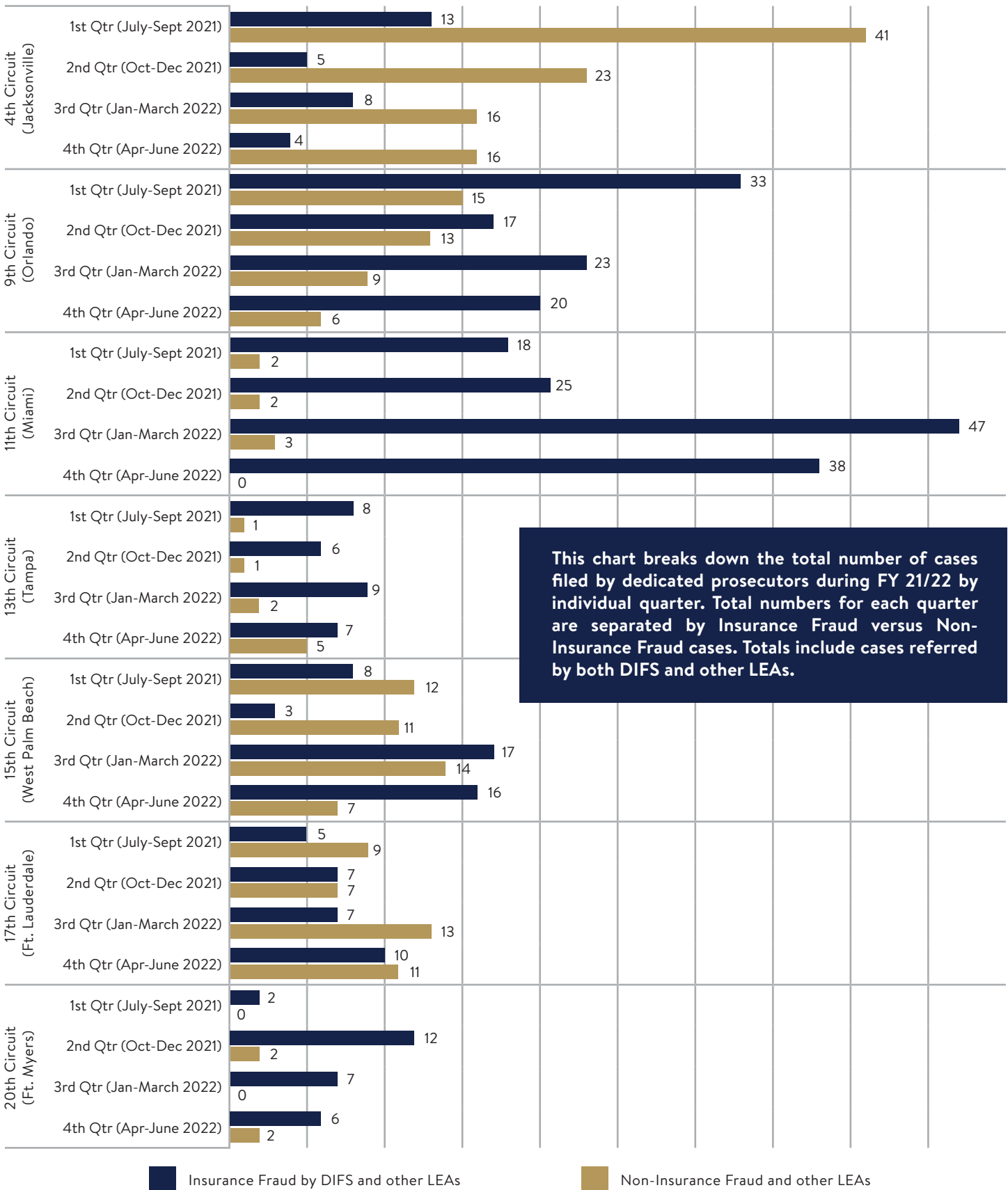
Required Statistical Data By Quarter

The following graphs display the statutorily required reported data; cases filed, cases closed, cases pending a filing decision, cases in which a prosecutor provided substantial investigative assistance, and cases in diversion for each of the circuits participating in the Dedicated Prosecutor Program. The data in these graphs were obtained from the quarterly reports submitted by dedicated prosecutors and are presented by quarter with a yearly total. Cases in these three data groups are fluid and may remain in a given status across multiple quarters.

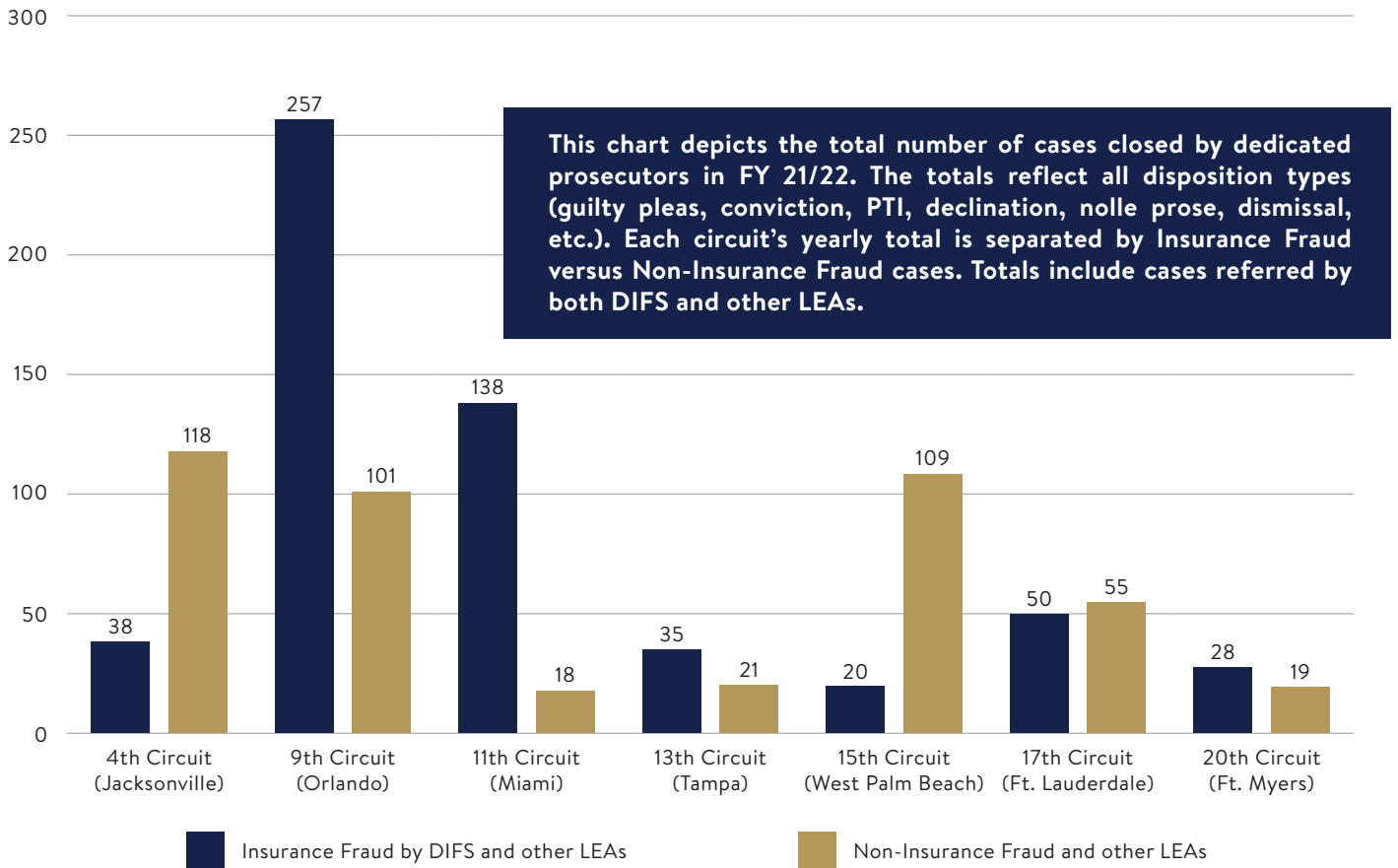
Total Cases Filed



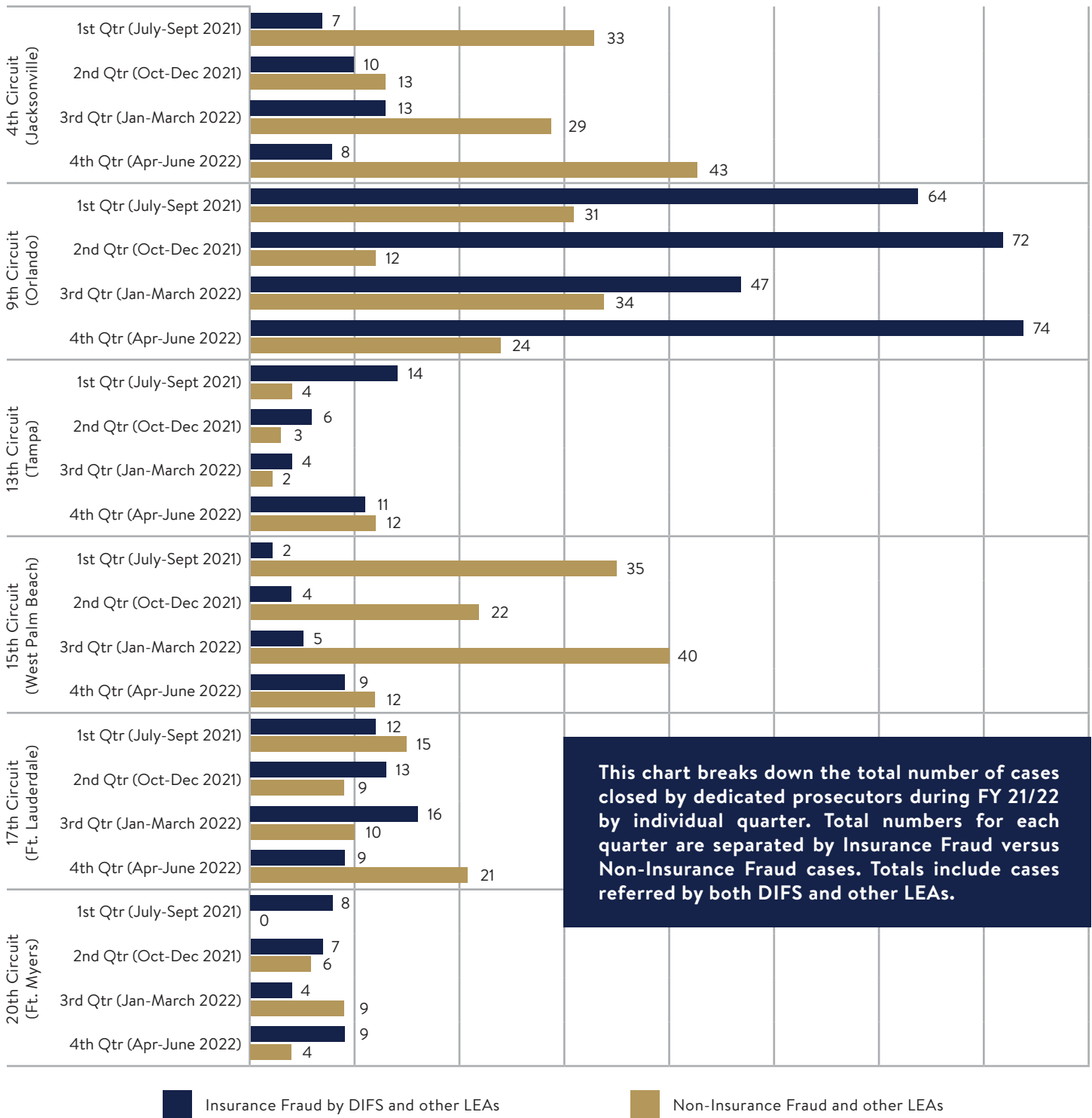
Cases Filed: Quarterly Snapshot



Total Cases Closed (All Disposition Types)

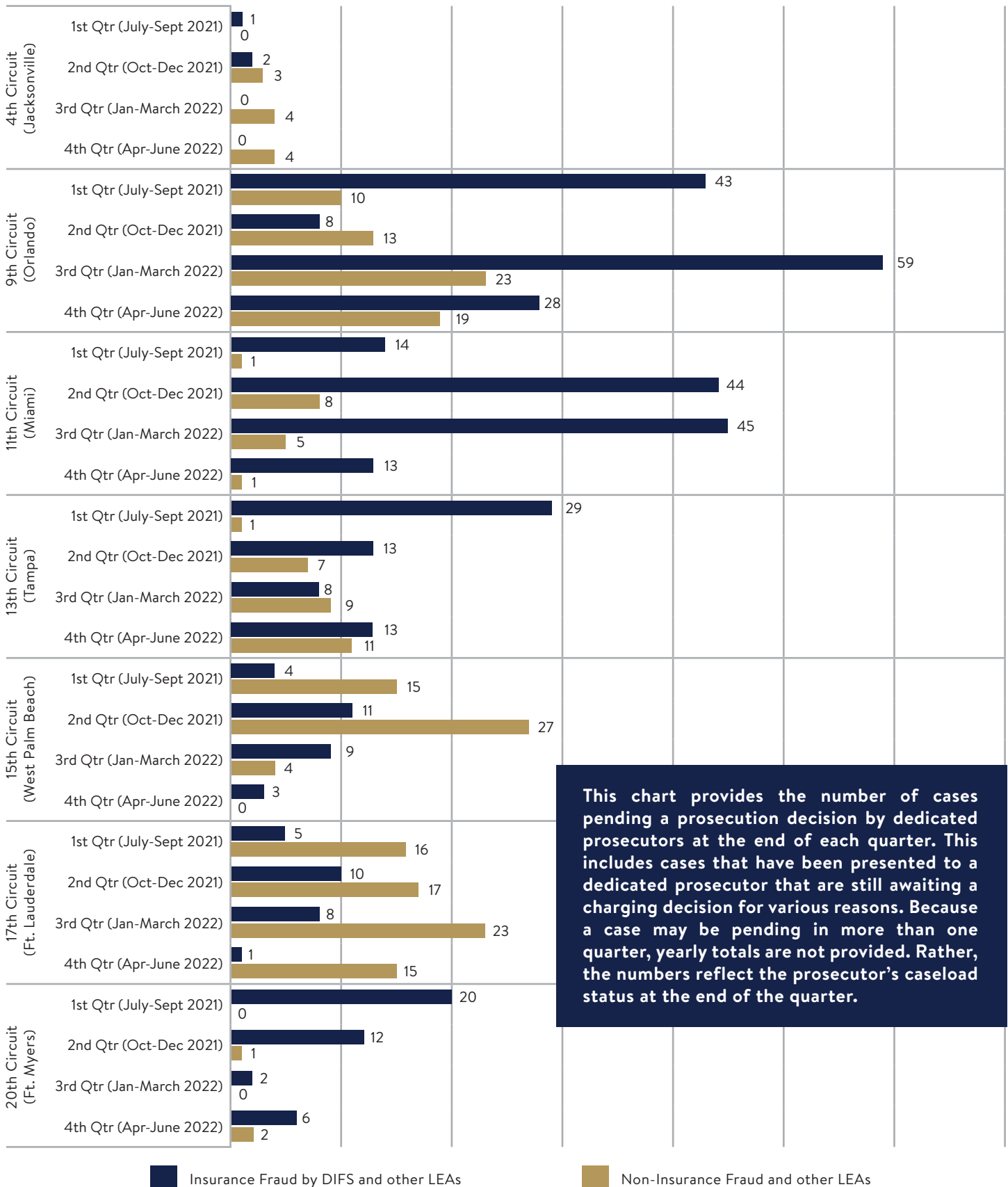


Cases Closed (All Disposition Types): Quarterly Snapshot



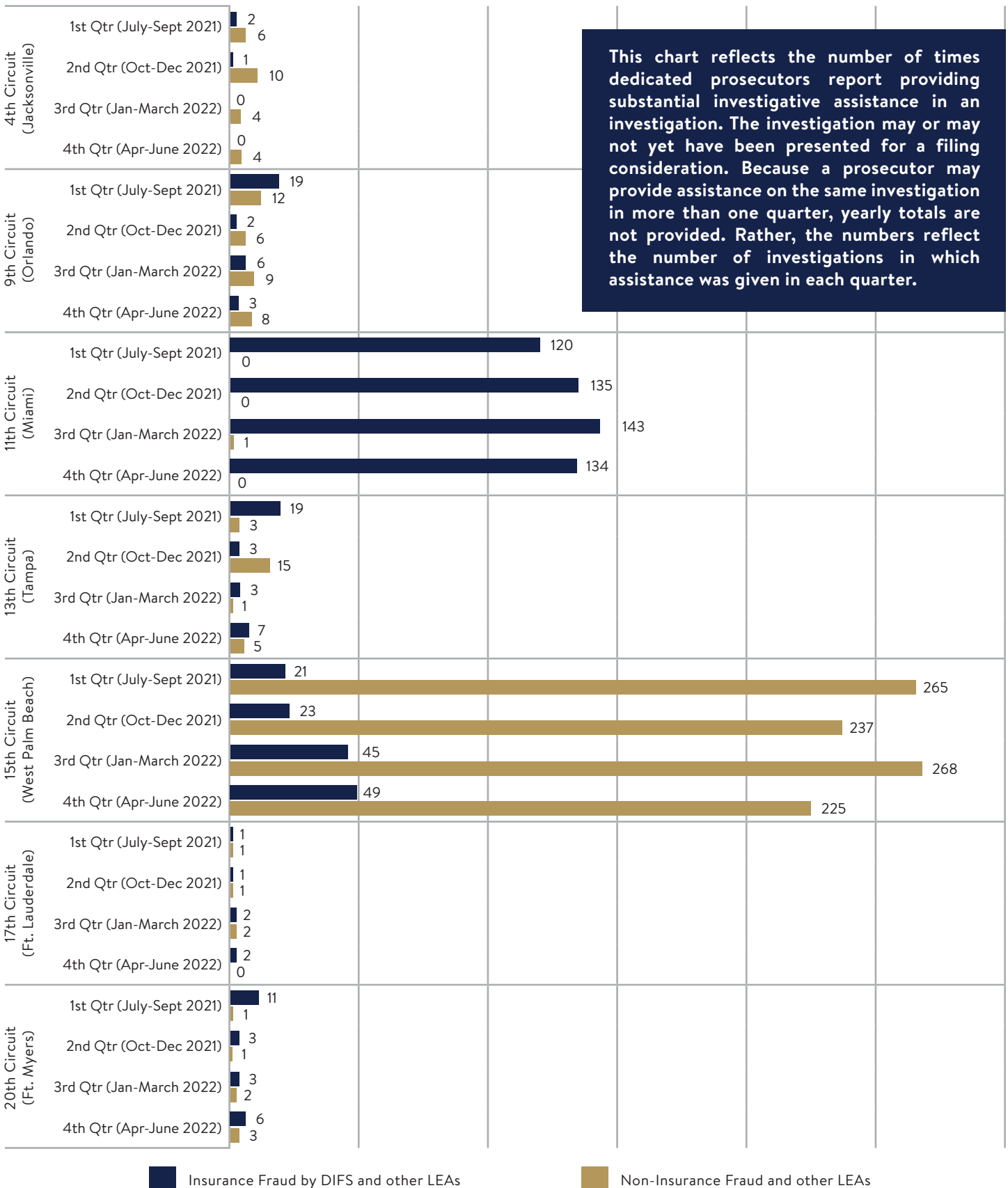
This chart breaks down the total number of cases closed by dedicated prosecutors during FY 21/22 by individual quarter. Total numbers for each quarter are separated by Insurance Fraud versus Non-Insurance Fraud cases. Totals include cases referred by both DIFS and other LEAs.

Cases Pending a Prosecution Decision for all Quarters: Quarterly Snapshot

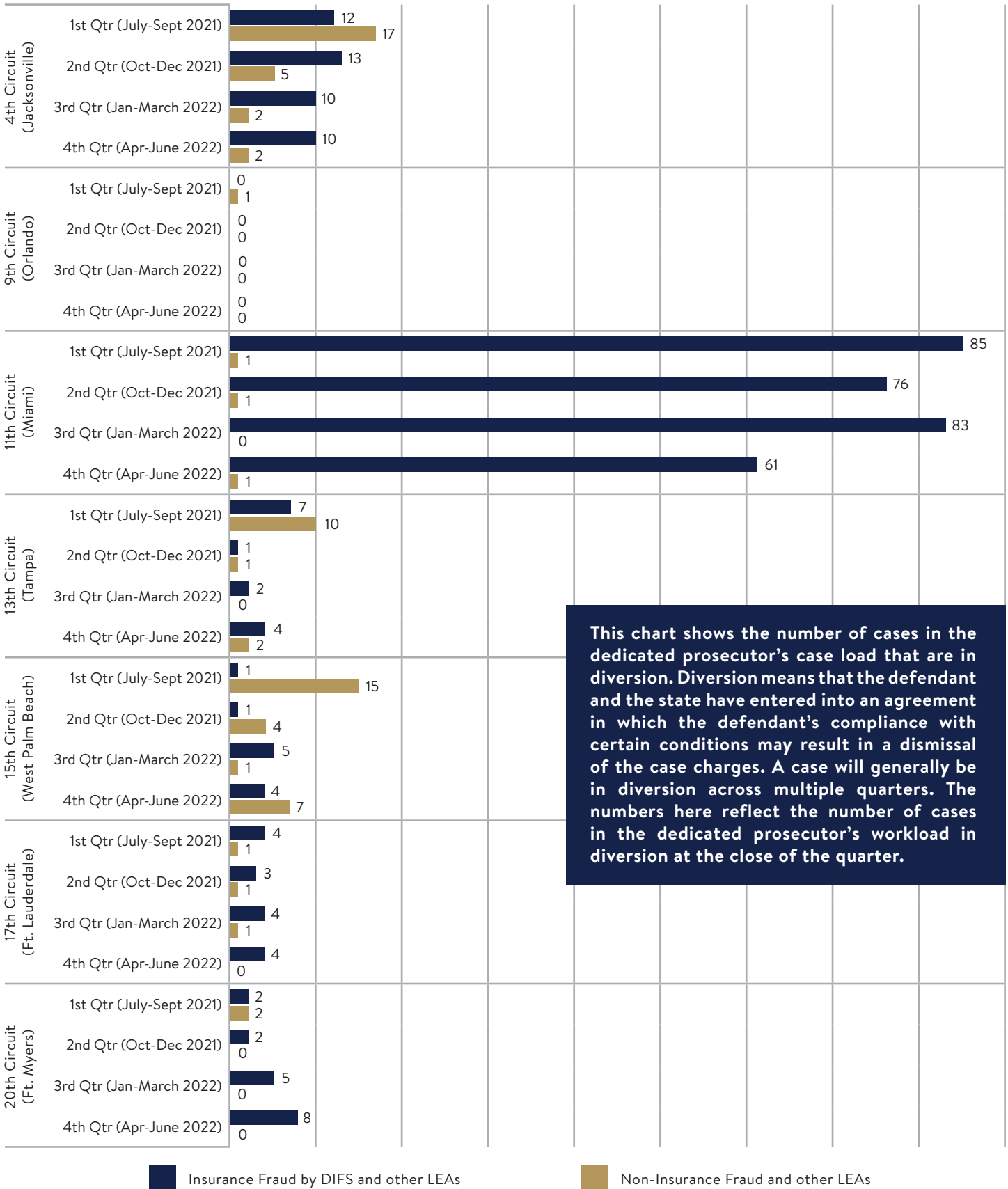


This chart provides the number of cases pending a prosecution decision by dedicated prosecutors at the end of each quarter. This includes cases that have been presented to a dedicated prosecutor that are still awaiting a charging decision for various reasons. Because a case may be pending in more than one quarter, yearly totals are not provided. Rather, the numbers reflect the prosecutor's caseload status at the end of the quarter.

Cases in Which A Prosecutor Provided Substantial Investigative Assistance for all Quarters: Quarterly Snapshot



Cases in Diversion: Quarterly Snapshot



This chart shows the number of cases in the dedicated prosecutor's case load that are in diversion. Diversion means that the defendant and the state have entered into an agreement in which the defendant's compliance with certain conditions may result in a dismissal of the case charges. A case will generally be in diversion across multiple quarters. The numbers here reflect the number of cases in the dedicated prosecutor's workload in diversion at the close of the quarter.

**FLORIDA DEPARTMENT OF FINANCIAL SERVICES
DIVISION OF INVESTIGATIVE AND FORENSIC SERVICES**

200 East Gaines Street
Tallahassee, FL
32399-0318

