

## STAT PACK FY 2020/2021

Fraud Type	Fraud Sub Type	Complaints	Cases Opened	Cases Closed	Presentations	Arrests	Successful Prosecutions
<b>APPLICATION FRAUD</b>							
	ASSISTED LIVING FACILITY	12	2	0	0	0	0
	COMMERCIAL	20	3	2	1	0	0
	DISABILITY	76	1	1	0	0	0
	HEALTH	71	2	0	0	1	0
	HOMEOWNERS	251	22	17	3	1	3
	HOMEOWNER-SINKHOLE	3	1	0	0	0	0
	LIFE	407	4	4	3	3	0
	PET	14	1	1	2	1	0
	TRAVEL INSURANCE	16	2	1	1	1	0
	VEHICLE	2,252	137	114	75	55	34
	VESSEL	24	4	6	0	0	2
<b>APPLICATION FRAUD Total</b>		<b>3,146</b>	<b>179</b>	<b>146</b>	<b>85</b>	<b>62</b>	<b>39</b>
Fraud Type	Fraud Sub Type	Complaints	Cases Opened	Cases Closed	Presentations	Arrests	Successful Prosecutions
<b>ARSON FOR PROFIT</b>							
	COMMERCIAL	6	0	0	0	0	0
	HOME	18	0	1	1	1	0
	VEHICLE	109	4	4	1	1	1
<b>ARSON FOR PROFIT Total</b>		<b>133</b>	<b>4</b>	<b>5</b>	<b>2</b>	<b>2</b>	<b>1</b>
Fraud Type	Fraud Sub Type	Complaints	Cases Opened	Cases Closed	Presentations	Arrests	Successful Prosecutions
<b>BANKING AND SECURITIES</b>							
	BANK FRAUD	1	0	0	0	0	0
	FINANCE FRAUD	1	0	0	0	0	0
	MORTGAGE FRAUD	1	0	0	0	0	0

BANKING AND SECURITIES Total		3	0	0	0	0	0
Fraud Type	Fraud Sub Type	Complaints	Cases Opened	Cases Closed	Presentations	Arrests	Successful Prosecutions
BONDS	FICTITIOUS BONDS	0	0	1	0	0	0
<b>BONDS Total</b>		<b>0</b>	<b>0</b>	<b>1</b>	<b>0</b>	<b>0</b>	<b>0</b>
Fraud Type	Fraud Sub Type	Complaints	Cases Opened	Cases Closed	Presentations	Arrests	Successful Prosecutions
COMMERCIAL	AGRICULTURE/LIVESTOCK	1	0	0	0	0	0
	FICTITIOUS CERTIFICATE OF INSURANCE	17	5	7	4	5	4
	FICTITIOUS CLAIM OR DAMAGE	106	11	6	1	2	0
	FICTITIOUS LIABILITY CLAIM	172	7	5	2	0	1
	HURRICANE SALLY	1	0	0	0	0	0
	INFLATED CLAIM	42	3	3	0	0	0
	SLIP & FALL	210	24	26	20	14	4
<b>COMMERCIAL Total</b>		<b>549</b>	<b>50</b>	<b>47</b>	<b>27</b>	<b>21</b>	<b>9</b>
Fraud Type	Fraud Sub Type	Complaints	Cases Opened	Cases Closed	Presentations	Arrests	Successful Prosecutions
CRIMES AGAINST THE ELDERLY	CRIMES AGAINST THE ELDERLY	12	1	1	0	0	0
<b>CRIMES AGAINST THE ELDERLY Total</b>		<b>12</b>	<b>1</b>	<b>1</b>	<b>0</b>	<b>0</b>	<b>0</b>
Fraud Type	Fraud Sub Type	Complaints	Cases Opened	Cases Closed	Presentations	Arrests	Successful Prosecutions
DISABILITY FRAUD	FICTITIOUS CLAIM	54	16	3	4	2	1
	WORKING WHILE COLLECTING	25	4	4	3	1	1
<b>DISABILITY FRAUD Total</b>		<b>79</b>	<b>20</b>	<b>7</b>	<b>7</b>	<b>3</b>	<b>2</b>
Fraud Type	Fraud Sub Type	Complaints	Cases Opened	Cases Closed	Presentations	Arrests	Successful Prosecutions

Stat Pack Fiscal Year 2020/2021

<b>DUPLICATE ENTRIES</b>	DUPLICATE	138	0	0	0	0	0
<b>DUPLICATE ENTRIES</b>							
<b>Total</b>		<b>138</b>	<b>0</b>	<b>0</b>	<b>0</b>	<b>0</b>	<b>0</b>
<b>Fraud Type</b>	<b>Fraud Sub Type</b>	<b>Complaints</b>	<b>Cases Opened</b>	<b>Cases Closed</b>	<b>Presentations</b>	<b>Arrests</b>	<b>Successful Prosecutions</b>
<b>FINANCIAL INVESTIGATION</b>	FINANCIAL	45	12	12	5	1	2
<b>FINANCIAL INVESTIGATION</b>							
<b>Total</b>		<b>45</b>	<b>12</b>	<b>12</b>	<b>5</b>	<b>1</b>	<b>2</b>
<b>Fraud Type</b>	<b>Fraud Sub Type</b>	<b>Complaints</b>	<b>Cases Opened</b>	<b>Cases Closed</b>	<b>Presentations</b>	<b>Arrests</b>	<b>Successful Prosecutions</b>
<b>HEALTHCARE</b>	ADDICTION TREATMENT	8	0	7	4	3	0
	ASSISTED LIVING FACILITY	2	0	0	0	0	0
	BY PATIENT	111	41	21	34	22	8
	BY PROVIDER	843	9	14	0	0	3
	COVID	1	0	0	0	0	0
	DENTAL HEALTHCARE FRAUD	67	0	2	0	0	0
	DENTAL HEALTHCARE FRAUD BY CLAIMANT	2	1	0	0	0	7
	DISABILITY	0	2	1	0	0	0
	EMPLOYER POCKETING PREMIUMS	1	0	0	0	0	0
	FICTITIOUS INSURANCE CARD	1	0	0	0	0	0
	FICTITIOUS PROVIDER	6	1	2	0	0	0
	OTHER MEDICAL PROVIDER	16	1	0	1	0	0
	PATIENT BROKERING	2	0	0	0	0	0
	PET	6	3	1	2	3	1
	PRESCRIPTION FRAUD	23	1	5	0	0	3
	SERVICES BY UNLICENSED PERSON	5	0	0	0	0	0
	TELEHEALTH	2	1	0	0	0	0
<b>HEALTHCARE Total</b>		<b>1,096</b>	<b>60</b>	<b>53</b>	<b>41</b>	<b>28</b>	<b>22</b>

Stat Pack Fiscal Year 2020/2021

Fraud Type	Fraud Sub Type	Complaints	Cases		Presentations	Arrests	Successful
			Opened	Closed			Prosecutions
<b>HOMEOWNERS</b>	ASSIGNMENT OF BENEFITS	16	0	0	0	0	0
	BY CONTRACTOR	193	16	13	1	1	0
	CONTRACTOR	0	0	0	1	0	0
	COOKING/KITCHEN FIRE	0	1	2	0	0	0
	FICTITIOUS CLAIM	0	0	1	0	0	0
	FICTITIOUS CLAIM OR DAMAGE	465	38	40	22	20	7
	FICTITIOUS LIABILITY CLAIM	15	3	3	0	1	0
	FIRE	5	1	0	1	0	0
	FORGERY BY HOMEOWNER	7	4	6	5	3	2
	FORGERY BY OTHER	23	2	6	0	0	1
	FORGERY BY PUBLIC ADJUSTER	8	2	1	0	0	0
	HURRICANE IRMA	9	0	0	0	0	0
	HURRICANE SALLY	5	0	0	0	0	0
	INFLATED CLAIM	537	29	35	6	6	3
	PLUMBING/TRENCHING	23	2	4	1	1	0
	PUBLIC ADJUSTER	160	2	3	0	0	0
	ROOFING	221	16	17	2	0	1
	SINKHOLE	2	1	1	0	0	0
	TS ETA	1	0	0	0	0	0
	UNLICENCED ADJUSTER	0	2	2	0	0	0
UNLICENSED ADJUSTER	17	0	0	0	0	0	
WATER EXTRACTION	79	3	0	0	0	0	
<b>HOMEOWNERS Total</b>		<b>1,786</b>	<b>122</b>	<b>134</b>	<b>39</b>	<b>32</b>	<b>14</b>
<b>IDENTITY THEFT</b>	BY ENTITY	5	4	3	0	0	0
	BY PERSON	74	4	5	1	0	0
<b>IDENTITY THEFT Total</b>		<b>79</b>	<b>8</b>	<b>8</b>	<b>1</b>	<b>0</b>	<b>0</b>
Fraud Type	Fraud Sub Type	Complaints	Cases Opened	Cases Closed	Presentations	Arrests	Successful Prosecutions

INFORMATION ONLY		31	0	0	0	0	0
INFORMATION ONLY Total		31	0	0	0	0	0
Fraud Type	Fraud Sub Type	Complaints	Cases Opened	Cases Closed	Presentations	Arrests	Successful Prosecutions
LICENSEE FRAUD	ADJUSTER	0	1	2	4	3	0
	AGENCY	58	4	2	0	1	1
	AGENT	151	39	41	16	16	9
	ANNUITY	2	2	1	0	0	0
	BAIL BOND AGENT	4	3	5	6	1	1
	CARRIER	1	0	0	0	0	0
	MONEY SERVICE BUSINESS	0	0	1	0	0	0
	PUBLIC ADJUSTER	14	1	3	0	1	1
	THIRD PARTY ADMINISTRATOR	1	0	0	0	0	0
	TITLE INSURANCE	2	1	1	0	0	0
	UNLICENSED AGENT OR ADJUSTER	32	12	8	6	3	1
	UNLICENSED CONTRACTOR	5	1	1	1	0	0
VIATICAL BROKER	1	0	0	0	0	0	
<b>LICENSEE FRAUD Total</b>		<b>271</b>	<b>64</b>	<b>65</b>	<b>33</b>	<b>25</b>	<b>13</b>
Fraud Type	Fraud Sub Type	Complaints	Cases Opened	Cases Closed	Presentations	Arrests	Successful Prosecutions
LIFE INSURANCE FRAUD	BENEFICIARY FORGERY	59	5	4	2	1	2
	CREDIT LIFE	4	0	0	0	0	0
	MURDER FOR PROFIT	2	0	0	0	0	0
	QUESTIONABLE DEATH	9	0	1	0	0	0
<b>LIFE INSURANCE FRAUD Total</b>		<b>74</b>	<b>5</b>	<b>5</b>	<b>2</b>	<b>1</b>	<b>2</b>
Fraud Type	Fraud Sub Type	Complaints	Cases Opened	Cases Closed	Presentations	Arrests	Successful Prosecutions
MARINE FRAUD	ACCESSORIES	1	0	0	0	0	0

Stat Pack Fiscal Year 2020/2021

	BY CLAIMANT	0	0	1	0	0	0
	FICTITIOUS CLAIM	15	4	6	1	1	2
	HURRICANE SALLY	1	0	0	0	0	0
	INFLATED CLAIM	8	0	1	0	0	0
<b>MARINE FRAUD Total</b>		<b>25</b>	<b>4</b>	<b>8</b>	<b>1</b>	<b>1</b>	<b>2</b>
<b>Fraud Type</b>	<b>Fraud Sub Type</b>	<b>Complaints</b>	<b>Cases Opened</b>	<b>Cases Closed</b>	<b>Presentations</b>	<b>Arrests</b>	<b>Successful Prosecutions</b>
<b>NON-INSURANCE FRAUD OFFENSE</b>	NO ACTION	14	0	0	0	0	0
	OTHER CRIMINAL VIOLATION	0	1	1	1	1	1
	OTHER CRIMINAL VIOLATIONS	3	0	0	0	0	0
<b>NON-INSURANCE FRAUD OFFENSE Total</b>		<b>17</b>	<b>1</b>	<b>1</b>	<b>1</b>	<b>1</b>	<b>1</b>
<b>Fraud Type</b>	<b>Fraud Sub Type</b>	<b>Complaints</b>	<b>Cases Opened</b>	<b>Cases Closed</b>	<b>Presentations</b>	<b>Arrests</b>	<b>Successful Prosecutions</b>
<b>OFFICE OF FISCAL INTEGRITY</b>	OFI - CONTRACT FRAUD	1	3	2	0	0	0
	OFI - FINANCIAL INVESTIGATION	0	5	7	5	3	2
	OFI - GRAND THEFT	0	1	1	1	0	0
	OFI - MISREPRESENTATION	1	1	2	3	0	0
	OFI - UNCLAIMED PROPERTY	13	10	9	4	0	0
<b>OFFICE OF FISCAL INTEGRITY Total</b>		<b>15</b>	<b>20</b>	<b>21</b>	<b>13</b>	<b>3</b>	<b>2</b>
<b>Fraud Type</b>	<b>Fraud Sub Type</b>	<b>Complaints</b>	<b>Cases Opened</b>	<b>Cases Closed</b>	<b>Presentations</b>	<b>Arrests</b>	<b>Successful Prosecutions</b>
<b>OTHER AGENCY ASSISTANCE</b>	ASSISTANCE	56	48	55	1	1	1
	PUBLIC ASSISTANCE WARRANT SERVICE	9	10	8	0	23	0
	WARRANT	1	3	4	0	1	0
<b>OTHER AGENCY ASSISTANCE Total</b>		<b>66</b>	<b>61</b>	<b>67</b>	<b>1</b>	<b>25</b>	<b>1</b>
<b>Fraud Type</b>	<b>Fraud Sub Type</b>	<b>Complaints</b>	<b>Cases Opened</b>	<b>Cases Closed</b>	<b>Presentations</b>	<b>Arrests</b>	<b>Successful Prosecutions</b>

Stat Pack Fiscal Year 2020/2021

<b>PERSONAL INJURY PROTECTION FRAUD</b>	APPLICATION	0	1	1	0	0	0
	BILLING	0	1	0	0	0	0
	BY ATTORNEY	25	2	2	0	0	0
	BY CLAIMANT	1,377	42	62	17	15	15
	BY PROVIDER	1,903	7	26	7	0	6
	COMMERCIAL	213	2	0	0	0	0
	FICTITIOUS INSURANCE CARD	38	20	28	8	8	5
	JUMP IN	137	62	51	24	19	17
	LOST WAGES	5	2	2	1	1	1
	No Sub Type	1	0	0	0	0	0
	PAPER ACCIDENT	34	0	3	2	11	6
	PATIENT BROKERING	0	1	0	6	6	0
	SOLICITATION	43	4	6	0	0	0
	STAGED ACCIDENT	244	49	76	30	25	22
	TELEHEATH	0	2	0	0	0	0
UNLICENSED ACTIVITY	24	5	5	1	2	1	
<b>PERSONAL INJURY PROTECTION FRAUD Total</b>		<b>4,044</b>	<b>200</b>	<b>254</b>	<b>96</b>	<b>87</b>	<b>73</b>

<b>Fraud Type</b>	<b>Fraud Sub Type</b>	<b>Complaints</b>	<b>Cases Opened</b>	<b>Cases Closed</b>	<b>Presentations</b>	<b>Arrests</b>	<b>Successful Prosecutions</b>
-------------------	-----------------------	-------------------	---------------------	---------------------	----------------------	----------------	--------------------------------

<b>RISK MANAGEMENT</b>	FICTITIOUS LIABILITY CLAIM	1	1	0	0	0	0
------------------------	----------------------------	---	---	---	---	---	---

<b>RISK MANAGEMENT Total</b>		<b>1</b>	<b>1</b>	<b>0</b>	<b>0</b>	<b>0</b>	<b>0</b>
------------------------------	--	----------	----------	----------	----------	----------	----------

<b>Fraud Type</b>	<b>Fraud Sub Type</b>	<b>Complaints</b>	<b>Cases Opened</b>	<b>Cases Closed</b>	<b>Presentations</b>	<b>Arrests</b>	<b>Successful Prosecutions</b>
-------------------	-----------------------	-------------------	---------------------	---------------------	----------------------	----------------	--------------------------------

<b>TITLE FRAUD</b>	HOME	3	0	2	0	0	0
	PROPERTY	7	0	0	0	0	0
	VEHICLE	2	0	0	0	0	0

<b>TITLE FRAUD Total</b>		<b>12</b>	<b>0</b>	<b>2</b>	<b>0</b>	<b>0</b>	<b>0</b>
--------------------------	--	-----------	----------	----------	----------	----------	----------

<b>Fraud Type</b>	<b>Fraud Sub Type</b>	<b>Complaints</b>	<b>Cases Opened</b>	<b>Cases Closed</b>	<b>Presentations</b>	<b>Arrests</b>	<b>Successful Prosecutions</b>
-------------------	-----------------------	-------------------	---------------------	---------------------	----------------------	----------------	--------------------------------

<b>UNAUTHORIZED ENTITIES FRAUD</b>							
	HEALTH	1	0	0	0	0	0
	LIFE AND ANNUITIES	3	0	1	0	0	1
	PROPERTY/CASUALTY	3	0	0	0	0	0
	PROVIDER	1	0	0	0	0	0
	VEHICLE	4	0	0	0	0	0
<b>UNAUTHORIZED ENTITIES FRAUD Total</b>		<b>12</b>	<b>0</b>	<b>1</b>	<b>0</b>	<b>0</b>	<b>1</b>

<b>Fraud Type</b>	<b>Fraud Sub Type</b>	<b>Complaints</b>	<b>Cases Opened</b>	<b>Cases Closed</b>	<b>Presentations</b>	<b>Arrests</b>	<b>Successful Prosecutions</b>
<b>VEHICLE FRAUD</b>	ACCESSORIES	16	2	1	1	0	0
	APPLICATION	0	3	0	2	0	0
	BODY SHOP	765	6	6	3	3	1
	DAMAGE TO VEHICLE	1,008	76	91	43	30	16
	DITCHING	384	30	28	10	7	6
	TOWING COMPANY	23	0	0	0	0	0
	WINDSHIELD/GLASS	371	9	4	0	0	0
<b>VEHICLE FRAUD Total</b>		<b>2,567</b>	<b>126</b>	<b>130</b>	<b>59</b>	<b>40</b>	<b>23</b>

<b>Fraud Type</b>	<b>Fraud Sub Type</b>	<b>Complaints</b>	<b>Cases Opened</b>	<b>Cases Closed</b>	<b>Presentations</b>	<b>Arrests</b>	<b>Successful Prosecutions</b>
<b>WARRANTY FRAUD</b>	CELL PHONE	348	1	0	0	0	0
	COMMERCIAL	2	0	0	0	0	0
	HOME	3	0	0	0	0	0
	VEHICLE	2	0	0	0	0	0
<b>WARRANTY FRAUD Total</b>		<b>355</b>	<b>1</b>	<b>0</b>	<b>0</b>	<b>0</b>	<b>0</b>

<b>Fraud Type</b>	<b>Fraud Sub Type</b>	<b>Complaints</b>	<b>Cases Opened</b>	<b>Cases Closed</b>	<b>Presentations</b>	<b>Arrests</b>	<b>Successful Prosecutions</b>
<b>WORKERS' COMPENSATION FRAUD</b>	AGENT PREMIUM	2	1	2	0	0	0




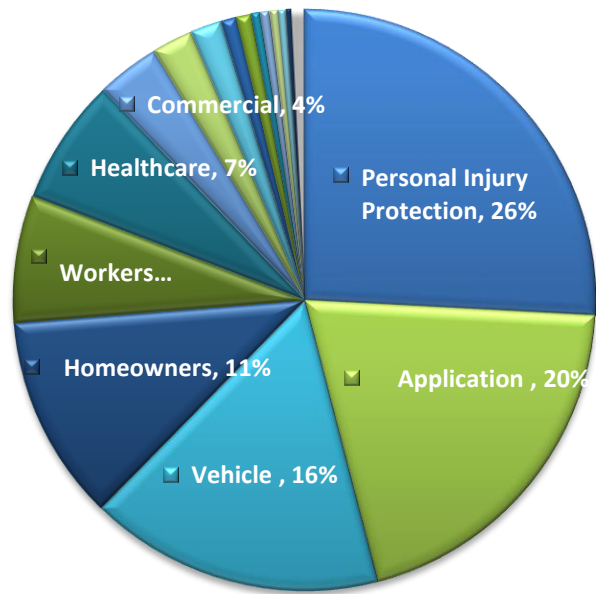
Stat Pack Fiscal Year 2020/2021

APPLICATION	6	0	0	0	0	0
BY EMPLOYEE CLAIMANT	563	109	114	34	31	10
BY EMPLOYER	17	2	1	0	0	0
BY PROVIDER	7	1	1	0	0	0
CONTRACTOR WORKING WITHOUT WC	0	0	0	0	1	0
EMPLOYEE PAYROLL DEDUCTION	4	1	2	0	0	0
EMPLOYER PREMIUM	144	69	44	54	37	16
FAILURE TO PAY PENALTY	30	0	0	0	0	0
FICTITIOUS CERTIFICATE OF EXEMPTION	0	0	2	1	1	1
FICTITIOUS CERTIFICATE OF INSURANCE	29	19	21	11	6	2
ID THEFT OF NUMBER OR NAME	142	12	10	6	6	1
MONEY SERVICE BUSINESS	4	0	2	1	1	0
VIOLATION OF STOP WORK ORDER	20	16	20	4	7	4
WORKING WITHOUT COVERAGE	140	120	183	106	119	130
<b>WORKERS' COMPENSATION FRAUD Total</b>	<b>1,108</b>	<b>350</b>	<b>402</b>	<b>217</b>	<b>209</b>	<b>164</b>
<b>Grand Total</b>	<b>15,666</b>	<b>1,291</b>	<b>1,370</b>	<b>630</b>	<b>541</b>	<b>371</b>

STAT PACK REPORT  
FISCAL YEAR 2020/2021

## Suspected Fraud Complaints/Referrals

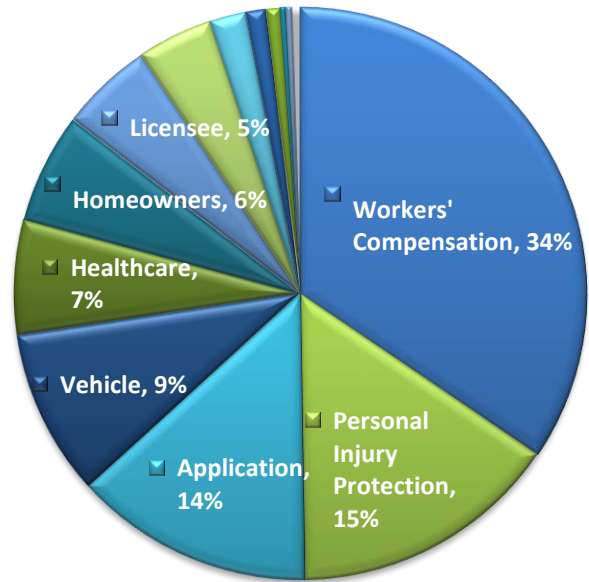
CASE TYPE	FY 19/20	FY 20/21
Personal Injury Protection	4486	4044
Application	2645	3146
Vehicle	1917	2567
Homeowners	1798	1786
Workers Compensation	1539	1108
Healthcare	1174	1096
Commercial	681	549
Warranty	436	355
Licensee	276	271
Duplicate Entry	131	138
Arson for Profit	59	133
Disability	63	79
Identity Theft	113	79
Life Insurance	59	74
Other Agency Assistance	96	66
Financial Investigation	32	45
Information Only	35	31
Marine	25	25
Non-Insurance Fraud	14	17
OFI	37	15
Title Fraud	9	12
Unauthorized Entity	5	12
Banking and Securities	4	3



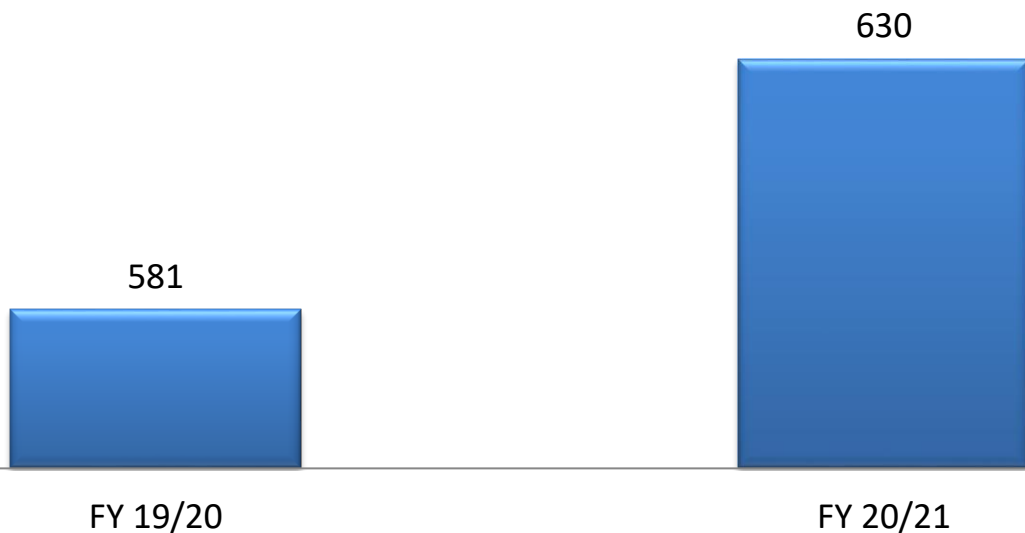
STAT PACK REPORT  
FISCAL YEAR 2020/2021

**Presentations**

CASE TYPE	FY 19/20	FY 20/21
Workers' Compensation	312	217
Personal Injury Protection	73	96
Application	37	85
Vehicle	40	59
Healthcare	27	41
Homeowners	21	39
Licensee	34	33
Commercial	24	27
OFI	4	13
Disabilty	0	7
Financial	2	5
Arson for Profit	0	2
Life Insurance	0	2
Identity Theft	0	1
Marine	3	1
Other Agency Assistance	0	1
Banking and Securities	0	0
Title Fraud	0	0
Warranty	0	0




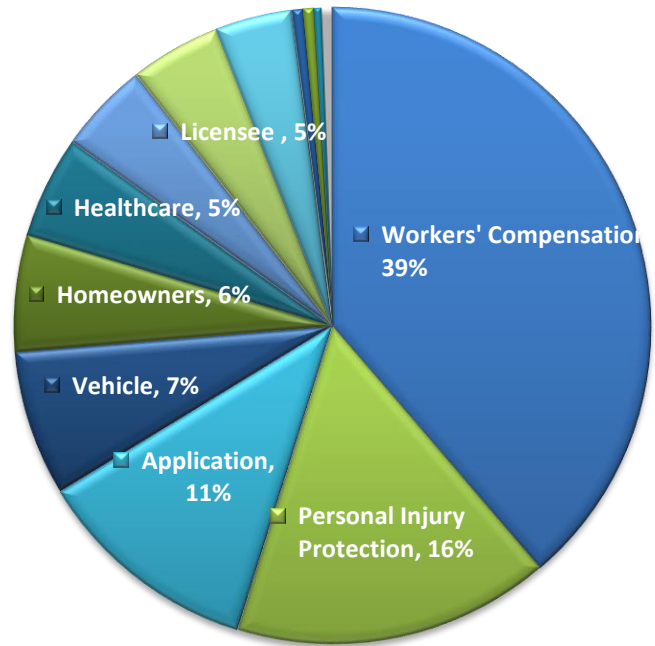
- Workers' Compensation
- Personal Injury Protection
- Application
- Vehicle
- Healthcare
- Homeowners
- Licensee
- Commercial
- OFI
- Disabilty
- Financial
- Arson for Profit
- Life Insurance
- Identity Theft
- Marine
- Other Agency Assistance
- Banking and Securities
- Title Fraud
- Warranty



STAT PACK REPORT  
FISCAL YEAR 2020/2021

## Arrests

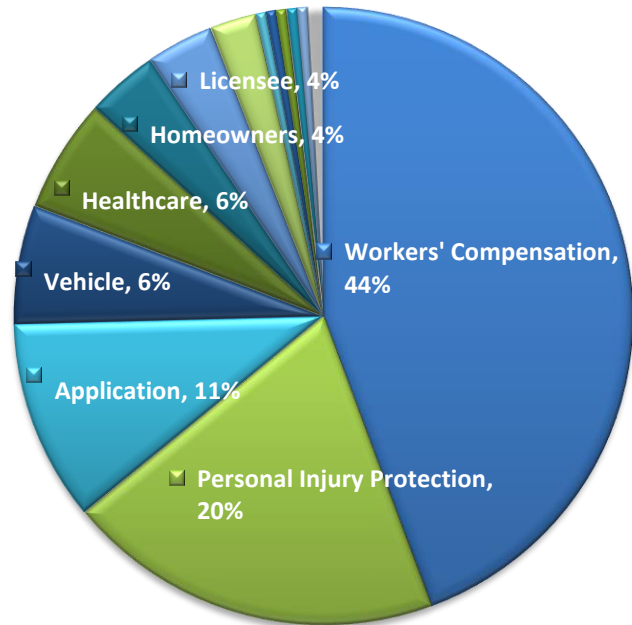
CASE TYPE	FY 19/20	FY 20/21
Workers' Compensation	239	209
Personal Injury Protection	94	87
Application	36	62
Vehicle	29	40
Homeowners	21	32
Healthcare	15	28
Licensee	35	25
Other Agency Assist	6	25
Commercial	16	21
Disability	2	3
OFI	2	3
Arson for Profit	0	2
Financial	4	1
Life Insurance	2	1
Marine	0	1
Banking and Securities	0	0
Identity Theft	0	0
Title Fraud	0	0
Warranty	0	0



STAT PACK REPORT  
FISCAL YEAR 2020/2021

Successful Prosecutions

CASE TYPE	FY 19/20	FY 20/21
Workers' Compensation	317	164
Personal Injury Protection	105	73
Application	33	39
Vehicle	41	23
Healthcare	22	22
Homeowners	26	14
Licensee	21	13
Commercial	16	9
Disability	2	2
Financial Investigation	5	2
Life Insurance	1	2
Marine	0	2
OFI	5	2
Arson for Profit	0	1
Other Agency Assistance	0	1
Unauthorized Entity	0	1
Banking and Securities	0	0
Identity	1	0
Title	1	0
Warranty	0	0



- Workers' Compensation
- Personal Injury Protection
- Application
- Vehicle
- Healthcare
- Homeowners
- Licensee
- Commercial
- Disability
- Financial Investigation
- Life Insurance
- Marine
- OFI
- Arson for Profit
- Other Agency Assistance
- Unauthorized Entity
- Banking and Securities
- Identity
- Title
- Warranty

