

Method for Uploading of Additional Documents to existing Project

Issue/Concern: Currently, the end customer has a limitation of 25 MB cumulative at the time of application. In many cases the end customer will need to upload additional documents to facilitate a thorough review. This upload process will allow the addition of electronic documents.

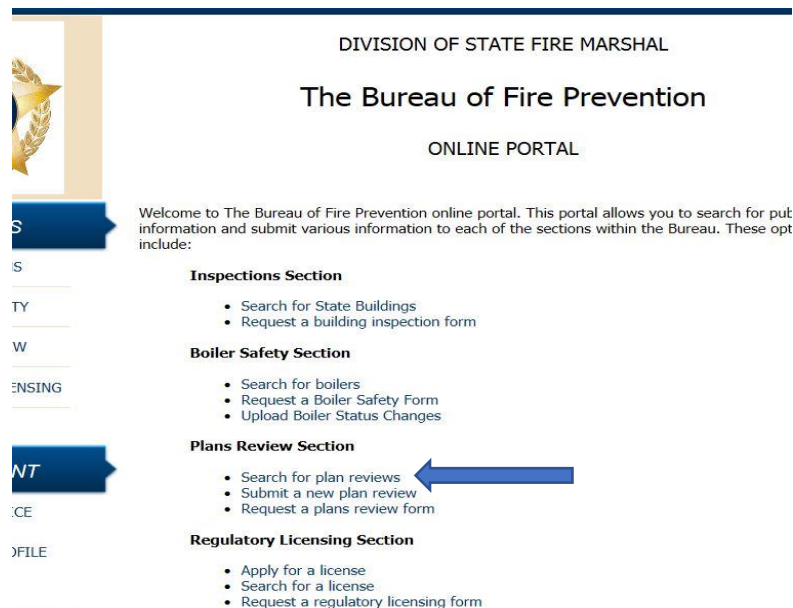
Process:

Step 1: The end customer must login to the Online Portal utilizing their username and password.



Step 2:

The customer should then select "Search for plan reviews".



Important Note: To obtain maximum functionality Citizen-Serve must be accessed utilizing the Chrome browser. Utilization of Explorer or other browsers will allow access but limit site options.

Method for Uploading of Additional Documents to existing Project

Step 3: The customer should input the project SFM # into the search field and conduct the search. The SFM# should be entered in the format as the example shows - SFM19-000256 – and must begin with SFM followed by the numerical project number.

DIVISION OF STATE FIRE MARSHAL The Bureau of Fire Prevention PLANS REVIEW SECTION

SEARCH FOR PLAN REVIEWS Search 2

Address: Building Name:

Street # Street Name enter a full or partial name

City: Building #:

Zip: SFM #: 1

County: Project Description:

enter a full or partial name

MATCHES FOUND

SFM #	Building Name	Building #	Address	Project Description
-------	---------------	------------	---------	---------------------

Sample Search Results

SEARCH FOR PLAN REVIEWS Search

Address: Building Name:

Street # Street Name enter a full or partial name

City: Building #:

Zip: SFM #:

County: Project Description:

enter a full or partial name

MATCHES FOUND Export Full List

◀ 1 - 1 of 1 ▶

SFM #	Building Name	Building #	Address	Project Description
SFM19-000256	DERMATOLOGY SPECIALISTS - DOE BUILD-OUT		4357 LAFAYETTE ST MARIANNA FL	4357 Lafayette - FL DOE Buildout - Buildout of existing shell space into fully finished office

Method for Uploading of Additional Documents to existing Project

Step 4: Once the project search has rendered the proper results. The project number link should be selected.

SEARCH FOR PLAN REVIEWS Search

Address: Building Name:
Street # Street Name enter a full or partial name

City: Building #:


Zip: SFM #:

County: Project Description:
enter a full or partial name

MATCHES FOUND Export Full List

◀ 1 - 1 of 1 ▶

SFM #	Building Name	Building #	Address	Project Description
SFM19-000256	DERMATOLOGY SPECIALISTS - DOE BUILD-OUT		4357 LAFAYETTE ST MARIANNA FL	4357 Lafayette - FL DOE Buildout - Buildout of existing shell space into fully finished office



Step 5: The customer must be identified as one of the three associated CONTACTS to complete the document upload process. As an identified CONTACT for the project, the customer should select "Upload a Document".

DIVISION OF STATE FIRE MARSHAL The Bureau of Fire Prevention PLANS REVIEW SECTION

PLAN REVIEW INFORMATION				AVAILABLE ACTIONS
Name:	DERMATOLOGY SPECIALISTS - DOE BUILD-OUT	SFM #:	SFM19-000256	Send Message Request an Inspection Upload a Document
Address:	4357 LAFAYETTE ST MARIANNA FL	Project #:		
		Site #:	99-9925	
		County:	Jackson	
		Status:	Approved	
Description:	4357 Lafayette - FL DOE Buildout - Buildout of existing shell space into fully finished office	Application:	04/29/2019	
		Approved:	04/30/2019	





Applicant Architect State Agency

Important Note: To obtain maximum functionality Citizen-Serve must be accessed utilizing the Chrome browser. Utilization of Explorer or other browsers will allow access but limit site options.

Method for Uploading of Additional Documents to existing Project

Step 6: In the new pop-up window, the customer should select “Browse” button, select the necessary document(s)(understanding a cumulative limit of 25MB), and select the “Submit” button.

IV INFORMATION

DERMATOLOGY SPECIALISTS - DOE BUILD-OUT	SFM #:	SFM19-000256
4357 LAFAYETTE ST MARIANNA FL	Project #:	
	Site #:	99-9925
	County:	Jackson
	Status:	Approved
4357 Lafayette - FI DOF Buildout - Buildout of existing shell space into fully finished	Application:	04/29/2019

AVAILABLE ACTIONS

- Send Message
- Request an Inspection
- Upload a Document

Please select the attachment below, it will be routed to the appropriate staff.

Attachment: Browse... ←

Comments:

Your Name:

Email Address:

Phone Number :

Fax:

Submit ←

Confirmation of successful upload.

Please select the attachment below, it will be routed to the appropriate staff.

Attachment: Browse...

Comments:


Your Name:

Email Address:

Phone Number :

Fax:

Message from webpage

 The document has been uploaded successfully.

OK