

Agency Monthly Progress Report

This report presents the Monthly Agency Progress Reports that detail testing progress for Interface Testing, UAT Execution, and Conversion and Data Readiness. DOEA, DOS, EOG, FSDB, and PSC have no selected interfaces, therefore, their reports will contain UAT Execution and Conversion and Data Readiness reporting only.

Reporting Period:

March 2026

AHCA Progress Report - Testing

March 2026

Interface Cycle 3 - Full Integration Testing

Inbound Cycle 3 Full Integration Testing Progress

Inbound Interfaces

Total ABS Interface Connections = 2

- Total Planned Tests = 20

- Total Completed Tests = 0

Average Performance Outcome = 0 - N/A

Outbound Cycle 3 Full Integration Testing Progress

Outbound Interfaces

Total ABS Interface Connections = 15

- Total Planned Tests = 106

- Total Completed Tests = 0

Average Performance Outcome = 0 - N/A

UAT Execution

Overall User Story Testing

Combined Counts

- Total Unique Activities = 147

- Planned Testing = 122

- Actual Testing = 6

Average Performance Outcome = 20 - Satisfactory

User Story Testing - Agency Defined Activities

Combined Counts

- Total Unique Activities =

- Planned Testing =

- Actual Testing =

Average Performance Outcome = N/A

User Story Testing

AAM

- Total Unique Activities = 27

- Planned Testing =

- Actual Testing =

Average Performance Outcome = N/A

AMFR

- Total Unique Activities = 22

- Planned Testing = 25

- Actual Testing =

Average Performance Outcome = N/A

AR

- Total Unique Activities = 21

- Planned Testing = 23

- Actual Testing =

Average Performance Outcome = N/A

BK

- Total Unique Activities = 3

- Planned Testing =

- Actual Testing =

Average Performance Outcome = N/A

User Story Testing

BM/CC

- Total Unique Activities = 7

- Planned Testing = 24

- Actual Testing =

Average Performance Outcome = N/A

CT

- Total Unique Activities =

- Planned Testing =

- Actual Testing =

Average Performance Outcome = N/A

DM

- Total Unique Activities = 28

- Planned Testing = 28

- Actual Testing = 4

Average Performance Outcome = 20 - Satisfactory

GM

- Total Unique Activities =

- Planned Testing =

- Actual Testing =

Average Performance Outcome = N/A

User Story Testing

IU

- Total Unique Activities = 22

- Planned Testing =

- Actual Testing = 1

Average Performance Outcome = 20 - Satisfactory

PM

- Total Unique Activities =

- Planned Testing =

- Actual Testing =

Average Performance Outcome = N/A

PR

- Total Unique Activities = 12

- Planned Testing = 13

- Actual Testing =

Average Performance Outcome = N/A

RA

- Total Unique Activities = 1

- Planned Testing = 1

- Actual Testing =

Average Performance Outcome = N/A

SAC

- Total Unique Activities = 4

- Planned Testing = 8

- Actual Testing = 1

Average Performance Outcome = 20 - Satisfactory

Role Mapping

Total Number of Identified End Users = 62

- Number of End Users in Initial Load = 25

- Number of Enabled End Users in UAT Environment = 30

Percent of End Users in Initial Load = 40.32%

Prerequisite Training

Total Number of Learning Paths for End Users in Initial Load = 79

- UAT Learning Paths Completed = 33

Percent Complete = 41.77%

UAT Participant Identification

Registered Inter/Intraunit Transactions Attendance	Attended Inter/Intraunit Transactions	Registered Working with Projects Attendance	Attended Working with Projects	Registered Customers & Receivables Attendance	Attended Managing Customers & Receivables
3	3	0	0	3	3

Conversion and Data Readiness

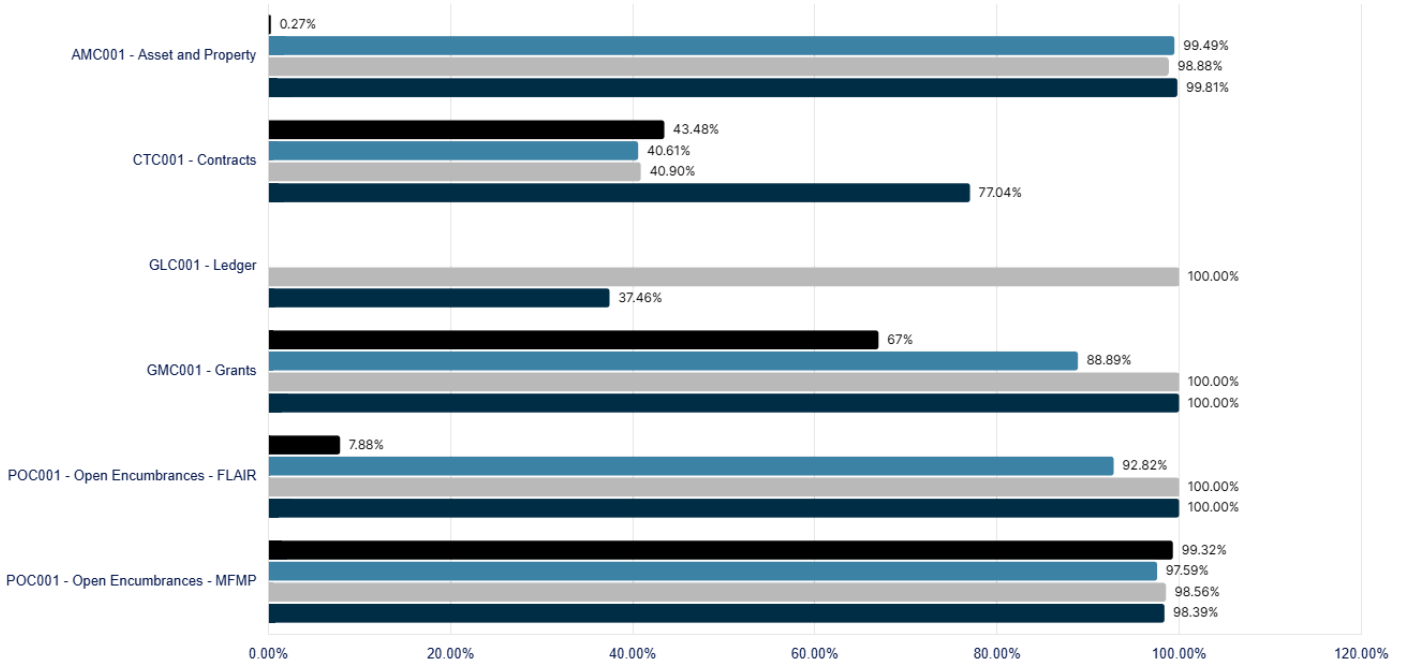
Mock 4 Data Cleansing Status

Conversion Name	Mock 4 - Total Number of Records Received	Mock 4 - Successful Load Percentage	Mock 4 - Data Cleansing Status	Comments
AMC001 - Asset and Property	7965	99.81%	Complete	3/13/2026: 1 error unresolved
CTC001 - Contracts	514	77.04%	Complete	2/19/2026: Identified contracts that are inactive in FACTS but remain active in FLAIR. The agency has submitted ticket to DFS-FACTS to inactivate the contracts in FLAIR.
GLC001 - Ledger	29583	37.46%	Complete	3/13/2026: Many of the errors were caused by improper inactivating grants that go back more than 18 years. Contacted A&A.
GMC001 - Grants	18	100%	Complete	

POC001 - Open Encumbrances	FLAIR - 387 MFMP - 4791	FLAIR - 100% MFMP - 98.39%	Complete	2/25/2026: Under investigation
-----------------------------------	----------------------------	-------------------------------	----------	--------------------------------

Conversion Load Percentages

● Mock 1 - Successful Load Percentage ● Mock 2 - Successful Load Percentage ● Mock 3 - Successful Load Percentage ● Mock 4 - Successful Load Percentage



Submission

Agency Sponsor Confirmation

The form you are attempting to access is no longer active.

[Smartsheet.com](https://smartsheet.com)

AHCA Progress Report Confirmation

Reporting Period	Agency Sponsor Name:	Confirmed By:	Confirmation Date:
March 2026	Jon Manalo	jon.manalo@ahca.myflorida.com	04/01/26
February 2026	Jon Manalo	jon.manalo@ahca.myflorida.com	02/27/26
January 2026	Jon Manalo	jon.manalo@ahca.myflorida.com	01/30/26

APD Progress Report - Testing

March 2026

Interface Cycle 3 - Full Integration Testing

Inbound Cycle 3 Full Integration Testing Progress

Inbound Interfaces

Total ABS Interface Connections = 5

- Total Planned Tests = 10

- Total Completed Tests = 0

Average Performance Outcome = 0 - N/A

Outbound Cycle 3 Full Integration Testing Progress

Outbound Interfaces

Total ABS Interface Connections = 20

- Total Planned Tests = 40

- Total Completed Tests = 0

Average Performance Outcome = 0 - N/A

UAT Execution

Overall User Story Testing

Combined Counts

- Total Unique Activities = 83

- Planned Testing = 121

- Actual Testing = 72

Average Performance Outcome = 20 - Satisfactory

User Story Testing - Agency Defined Activities

Combined Counts

- Total Unique Activities =

- Planned Testing =

- Actual Testing =

Average Performance Outcome = N/A

User Story Testing

AAM

- Total Unique Activities = 33

- Planned Testing =

- Actual Testing =

Average Performance Outcome = N/A

AMER

- Total Unique Activities = 6

- Planned Testing = 18

- Actual Testing = 15

Average Performance Outcome = 20 - Satisfactory

AR

- Total Unique Activities = 11

- Planned Testing =

- Actual Testing =

Average Performance Outcome = N/A

BK

- Total Unique Activities = 3

- Planned Testing =

- Actual Testing =

Average Performance Outcome = N/A

User Story Testing

BM/CC

- Total Unique Activities = 2

- Planned Testing = 10

- Actual Testing = 6

Average Performance Outcome = 20 - Satisfactory

CI

- Total Unique Activities = 1

- Planned Testing = 2

- Actual Testing =

Average Performance Outcome = N/A

DM

- Total Unique Activities = 11

- Planned Testing = 44

- Actual Testing = 15

Average Performance Outcome = 20 - Satisfactory

GM

- Total Unique Activities = 1

- Planned Testing =

- Actual Testing =

Average Performance Outcome = N/A

User Story Testing

IU

- Total Unique Activities = 5

- Planned Testing = 30

- Actual Testing = 15

Average Performance Outcome = 20 - Satisfactory

PM

- Total Unique Activities = 7

- Planned Testing = 14

- Actual Testing = 21

Average Performance Outcome = 20 - Satisfactory

PR

- Total Unique Activities =

- Planned Testing =

- Actual Testing =

Average Performance Outcome = N/A

RA

- Total Unique Activities = 2

- Planned Testing =

- Actual Testing =

Average Performance Outcome = N/A

SAC

- Total Unique Activities = 1

- Planned Testing = 3

- Actual Testing =

Average Performance Outcome = N/A

Role Mapping

Total Number of Identified End Users = 87

- Number of End Users in Initial Load = 87

- Number of Enabled End Users in UAT Environment = 87

Percent of End Users in Initial Load = 100%

Prerequisite Training

Total Number of Learning Paths for End Users in Initial Load = 315

- UAT Learning Paths Completed = 315

Percent Complete = 100%

UAT Participant Identification

Registered Inter/Intraunit Transactions Attendance	Attended Inter/Intraunit Transactions	Registered Working with Projects Attendance	Attended Working with Projects	Registered Customers & Receivables Attendance	Attended Managing Customers & Receivables
3	3	3	3	3	3

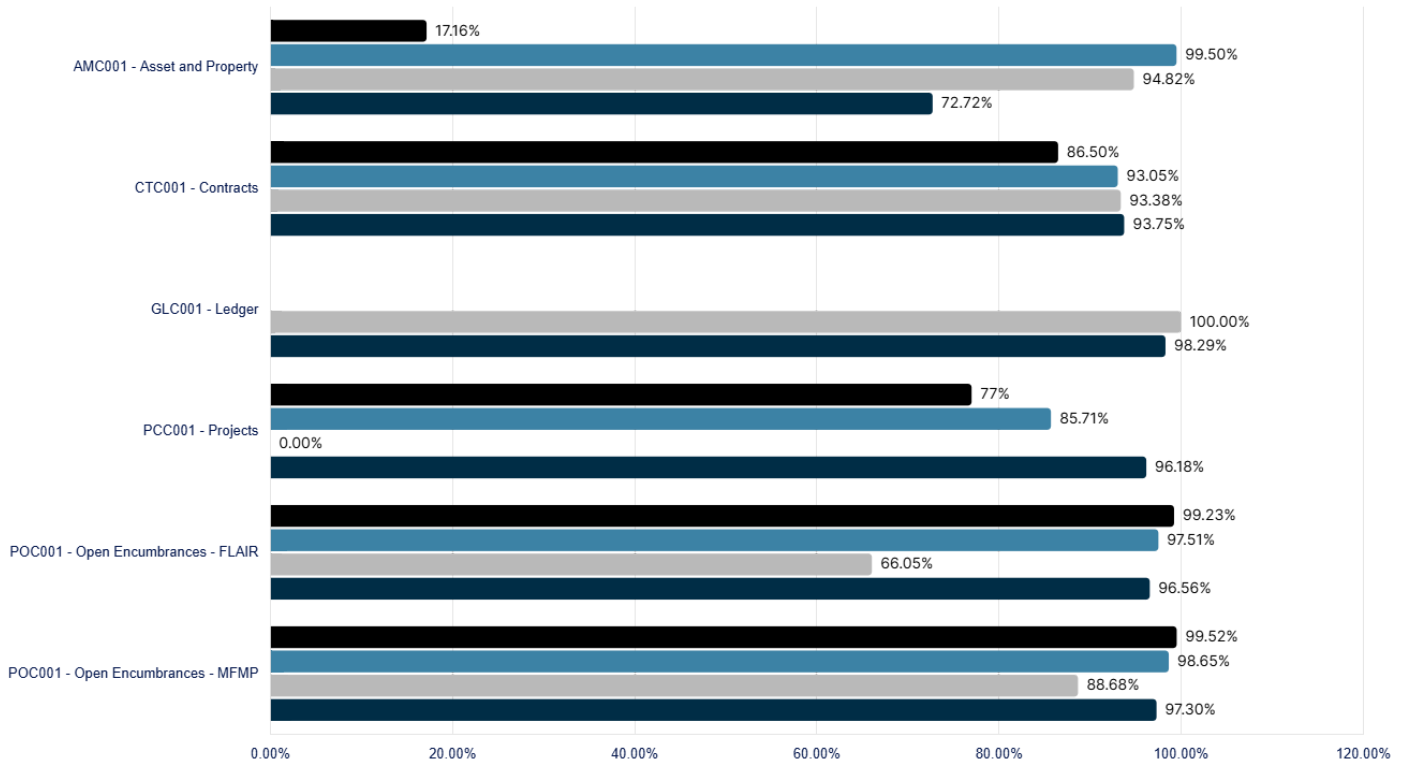
Conversion and Data Readiness

Mock 4 Data Cleansing Status

Conversion Name	Mock 4 - Total Number of Records Received	Mock 4 - Successful Load Percentage	Mock 4 - Data Cleansing Status	Comments
AMC001 - Asset and Property	18000	72.72%	Complete	
CTC001 - Contracts	416	93.75%	Complete	
GLC001 - Ledger	85307	98.29%	Complete	
PCC001 - Projects	131	96.18%	Complete	
POC001 - Open Encumbrances	FLAIR - 2794 MFMP - 5972	FLAIR - 96.56% MFMP - 97.30%	Complete	

Conversion Load Percentages

● Mock 1 - Successful Load Percentage ● Mock 2 - Successful Load Percentage ● Mock 3 - Successful Load Percentage ● Mock 4 - Successful Load Percentage



Submission

Agency Sponsor Confirmation

The form you are attempting to access is no longer active.

[Smartsheet.com](https://www.smartsheet.com)

APD Progress Report Confirmation

Reporting Period	Agency Sponsor Name:	Confirmed By:	Confirmation Date:
March 2026	Rose Salinas	rose.salinas@apdcares.org	03/30/26
February 2026	Rose Salinas	rose.salinas@apdcares.org	02/27/26
January 2026	Rose Salinas	rose.salinas@apdcares.org	01/27/26

CITRUS Progress Report - Testing

March 2026

Interface Cycle 2 - Technical Testing

Incomplete Cycle 2 Testing Report

Agency Business System	Florida PALM Interface Name	Interface Direction	Status	If not started, what is the expected start date?	Planned testing completion date?	What are the current blockers to being complete?
Citrus Data Warehouse	AMI003 - Outbound Asset Extract	Outbound	In Progress		06/01/26	Vendor selection and onboarding.
Citrus Data Warehouse	API020 - Outbound Supplier Data	Outbound	In Progress		06/01/26	Vendor selection and onboarding.
Citrus Data Warehouse	API031 - Outbound Voucher and Payment Extract	Outbound	In Progress		06/01/26	Vendor selection and onboarding.
Citrus Data Warehouse	ARI024 - Outbound Deposit Data	Outbound	In Progress		06/01/26	Vendor selection and onboarding.
Citrus Data Warehouse	GLI001 - Outbound ChartField Values	Outbound	In Progress		06/01/26	Vendor selection and onboarding.
Citrus Data Warehouse	GLI002 - Outbound Actuals Extract	Outbound	In Progress		06/01/26	Vendor selection and onboarding.
Citrus Data Warehouse	GLI017 - Outbound ChartField Combination Extract	Outbound	In Progress		06/01/26	Vendor selection and onboarding.
Citrus Data Warehouse	GLI051 - Outbound Detail GL Journal	Outbound	In Progress		06/01/26	Vendor selection and onboarding.
Citrus Data Warehouse	IUI003 - Outbound Inter-IntraUnit Interface	Outbound	In Progress		06/01/26	Vendor selection and onboarding.
Citrus Data Warehouse	KKI009 - Outbound Budget Detail Extract	Outbound	In Progress		06/01/26	Vendor selection and onboarding.
Citrus Data Warehouse	POI007 - Outbound Carry Forward Payable	Outbound	In Progress		06/01/26	Vendor selection and onboarding.
Citrus Data Warehouse	PRI058 - Outbound Payroll	Outbound	In Progress		06/01/26	Vendor selection and onboarding.

Inbound Cycle 2 Technical Interface Testing

Inbound Interfaces Planned to be Tested = N/A

- Testing Not Started = N/A
- Testing In Progress = N/A
- Testing Complete = N/A

Percent Complete = N/A

Outbound Cycle 2 Technical Interface Testing

Outbound Interfaces Planned to be Tested = 12

- Testing Not Started = 0
- Testing In Progress = 12
- Testing Complete = 0

Percent Complete = 0%

Interface Cycle 3 - Full Integration Testing

Inbound Cycle 3 Full Integration Testing Progress

Inbound Interfaces

- Total ABS Interface Connections = 0
- Total Planned Tests = 0
- Total Completed Tests = 0

Average Performance Outcome = 0 - N/A

Outbound Cycle 3 Full Integration Testing Progress

Outbound Interfaces

- Total ABS Interface Connections = 12
- Total Planned Tests = 0
- Total Completed Tests = 0

Average Performance Outcome = 0 - N/A

UAT Execution

Overall User Story Testing

Combined Counts

- Total Unique Activities = 113
- Planned Testing =
- Actual Testing =

Average Performance Outcome = N/A

User Story Testing - Agency Defined Activities

Combined Counts

- Total Unique Activities =
- Planned Testing =
- Actual Testing =

Average Performance Outcome = N/A

User Story Testing

AAM

- Total Unique Activities = 23
- Planned Testing =
- Actual Testing =

Average Performance Outcome = N/A

AMFR

- Total Unique Activities = 8
- Planned Testing =
- Actual Testing =

Average Performance Outcome = N/A

AR

- Total Unique Activities = 18
- Planned Testing =
- Actual Testing =

User Story Testing

BM/CC

- Total Unique Activities = 4
- Planned Testing =
- Actual Testing =

Average Performance Outcome = N/A

CT

- Total Unique Activities = 3
- Planned Testing =
- Actual Testing =

Average Performance Outcome = N/A

DM

- Total Unique Activities = 22
- Planned Testing =
- Actual Testing =

User Story Testing

IU

- Total Unique Activities = 8
- Planned Testing =
- Actual Testing =

Average Performance Outcome = N/A

PM

- Total Unique Activities = 11
- Planned Testing =
- Actual Testing =

Average Performance Outcome = N/A

PR

- Total Unique Activities =
- Planned Testing =
- Actual Testing =

Average Performance Outcome = N/A

BK

- Total Unique Activities = 6
- Planned Testing =
- Actual Testing =

Average Performance Outcome = N/A

Average Performance Outcome = N/A

GM

- Total Unique Activities = 2
- Planned Testing =
- Actual Testing =

Average Performance Outcome = N/A

Average Performance Outcome = N/A

RA

- Total Unique Activities = 3
- Planned Testing =
- Actual Testing =

Average Performance Outcome = N/A

SAC

- Total Unique Activities = 5
- Planned Testing =
- Actual Testing =

Average Performance Outcome = N/A

Role Mapping

Total Number of Identified End Users = 10

- Number of End Users in Initial Load = 10
- Number of Enabled End Users in UAT Environment = 10

Percent of End Users in Initial Load = 100%

Prerequisite Training

Total Number of Learning Paths for End Users in Initial Load = 51

- UAT Learning Paths Completed = 15

Percent Complete = 29.41%

UAT Participant Identification

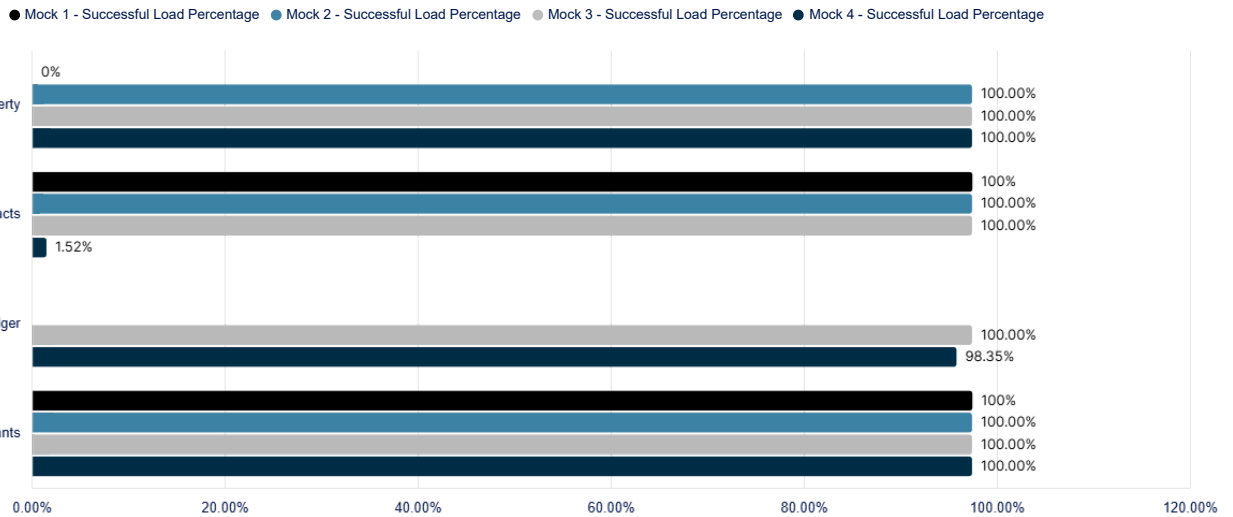
Registered Inter/Intraunit Transactions Attendance	Attended Inter/Intraunit Transactions	Registered Working with Projects Attendance	Attended Working with Projects	Registered Customers & Receivables Attendance	Attended Managing Customers & Receivables
2	0	2	0	2	0

Conversion and Data Readiness

Mock 4 Data Cleansing Status

Conversion Name	Mock 4 - Total Number of Records Received	Mock 4 - Successful Load Percentage	Mock 4 - Data Cleansing Status	Comments
AMC001 - Asset and Property	90	100%	Complete	
CTC001 - Contracts	66	1.52%	Complete	This is a known issue. Citrus' legacy contract naming convention is incompatible with new Florida PALM. As contracts expire, a new contract naming convention is being employed. At Go-live, Citrus will coordinate with FACTS to convert the remaining old contract names to the new convention. This fix is not possible to be employed prior to Go-live due to FACTS data integrity.
GLC001 - Ledger	4117	98.35%	Complete	The failure to load seems to be a failure of deletion in inactive OCAs from FLAIR to PALM. OCAs are being updated to delete, and the conversion insertion has been updated.

Conversion Load Percentages



Submission

Agency Sponsor Confirmation

The form you are attempting to access is no longer active.

[Smartsheet.com](https://smartsheet.com)

CITRUS Progress Report Confirmation

Reporting Period	Agency Sponsor Name:	Confirmed By:	Confirmation Date:
March 2026	Rosa Walsh	rwalsh@citrus.myflorida.com	03/31/26
February 2026	Rosa Walsh	rwalsh@citrus.myflorida.com	02/27/26
January 2026	Rosa Walsh	rwalsh@citrus.myflorida.com	01/30/26

COM Progress Report - Testing

March 2026

Interface Cycle 3 - Full Integration Testing

Inbound Cycle 3 Full Integration Testing Progress

Inbound Interfaces

Total ABS Interface Connections = 7

- Total Planned Tests = 0

- Total Completed Tests = 14

Average Performance Outcome = 20 - Satisfactory

Outbound Cycle 3 Full Integration Testing Progress

Outbound Interfaces

Total ABS Interface Connections = 77

- Total Planned Tests = 304

- Total Completed Tests = 1540

Average Performance Outcome = 10 - Inadequate

UAT Execution

Overall User Story Testing

Combined Counts

- Total Unique Activities = 212

- Planned Testing =

- Actual Testing = 59

Average Performance Outcome = 20 - Satisfactory

User Story Testing - Agency Defined Activities

Combined Counts

- Total Unique Activities =

- Planned Testing =

- Actual Testing =

Average Performance Outcome = N/A

User Story Testing

AAM

- Total Unique Activities = 30

- Planned Testing =

- Actual Testing =

Average Performance Outcome = N/A

AMER

- Total Unique Activities = 23

- Planned Testing =

- Actual Testing =

Average Performance Outcome = N/A

AR

- Total Unique Activities = 26

- Planned Testing =

- Actual Testing =

Average Performance Outcome = N/A

BK

- Total Unique Activities = 9

- Planned Testing =

- Actual Testing =

Average Performance Outcome = N/A

User Story Testing

BM/CC

- Total Unique Activities = 11

- Planned Testing =

- Actual Testing =

Average Performance Outcome = N/A

CI

- Total Unique Activities = 4

- Planned Testing =

- Actual Testing =

Average Performance Outcome = N/A

DM

- Total Unique Activities = 30

- Planned Testing =

- Actual Testing = 37

Average Performance Outcome = 20 - Satisfactory

GM

- Total Unique Activities = 5

- Planned Testing =

- Actual Testing =

Average Performance Outcome = N/A

User Story Testing

IU

- Total Unique Activities = 15

- Planned Testing =

- Actual Testing =

Average Performance Outcome = N/A

PM

- Total Unique Activities = 10

- Planned Testing =

- Actual Testing =

Average Performance Outcome = N/A

PR

- Total Unique Activities = 45

- Planned Testing =

- Actual Testing =

Average Performance Outcome = N/A

RA

- Total Unique Activities = 2

- Planned Testing =

- Actual Testing =

Average Performance Outcome = N/A

SAC

- Total Unique Activities = 2

- Planned Testing =

- Actual Testing = 22

Average Performance Outcome = 20 - Satisfactory

Role Mapping

Total Number of Identified End Users = 79

- Number of End Users in Initial Load = 8

- Number of Enabled End Users in UAT Environment = 8

Percent of End Users in Initial Load = 10.13%

Prerequisite Training

Total Number of Learning Paths for End Users in Initial Load = 35

- UAT Learning Paths Completed = 19

Percent Complete = 54.29%

UAT Participant Identification

Registered Inter/Intraunit Transactions Attendance	Attended Inter/Intraunit Transactions	Registered Working with Projects Attendance	Attended Working with Projects	Registered Customers & Receivables Attendance	Attended Managing Customers & Receivables
3	3	2	2	2	2

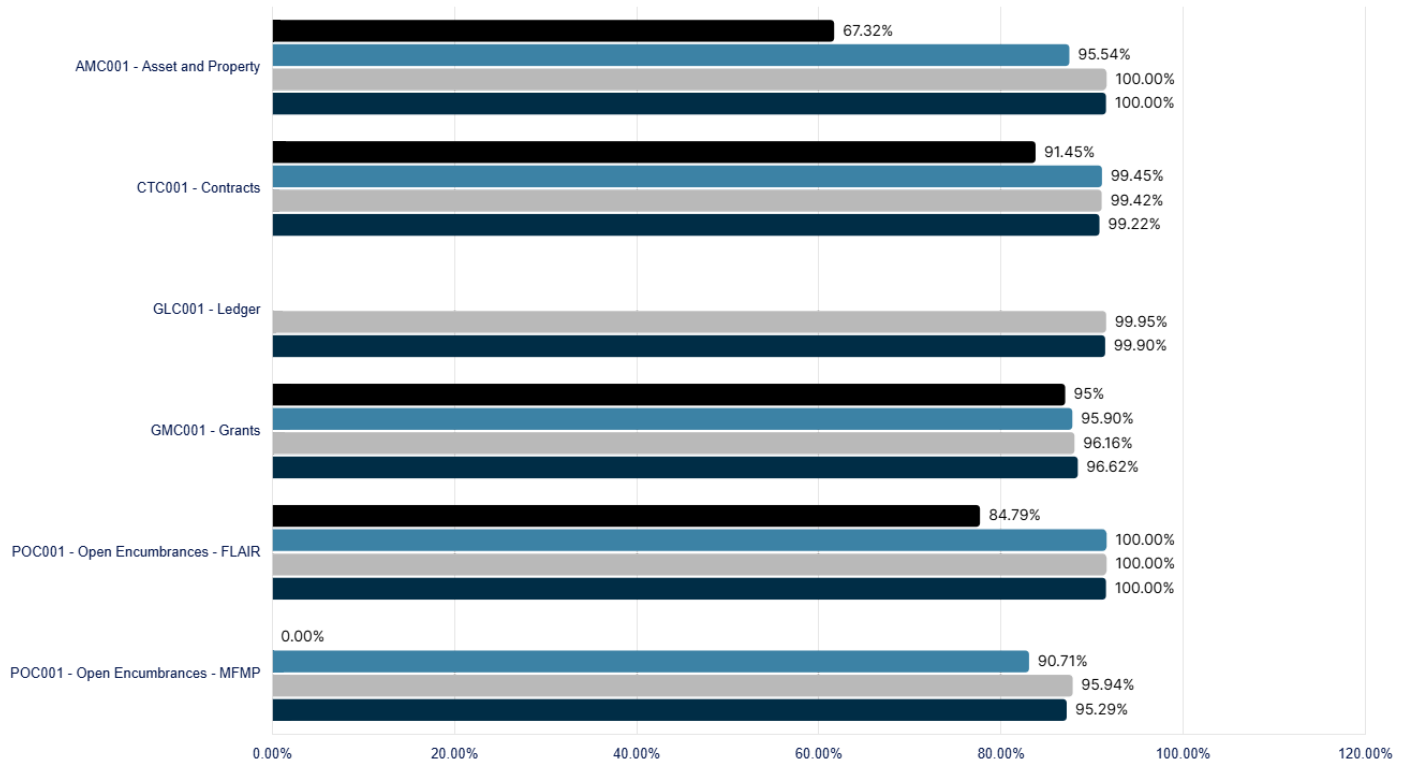
Conversion and Data Readiness

Mock 4 Data Cleansing Status

Conversion Name	Mock 4 - Total Number of Records Received	Mock 4 - Successful Load Percentage	Mock 4 - Data Cleansing Status	Comments
AMC001 - Asset and Property	9810	100%	Complete	
CTC001 - Contracts	3952	99.22%	Complete	
GLC001 - Ledger	63518	99.90%	Complete	
GMC001 - Grants	2573	96.62%	Complete	
POC001 - Open Encumbrances	FLAIR - 36 MFMP - 2122	FLAIR - 100% MFMP - 95.29%	Complete	The encumbrance records which failed, contained CFI = C. The failure of these records was a good thing.

Conversion Load Percentages

● Mock 1 - Successful Load Percentage ● Mock 2 - Successful Load Percentage ● Mock 3 - Successful Load Percentage ● Mock 4 - Successful Load Percentage



Submission

Agency Sponsor Confirmation

The form you are attempting to access is no longer active.

[Smartsheet.com](https://www.smartsheet.com)

COM Progress Report Confirmation

Reporting Period	Agency Sponsor Name:	Confirmed By:	Confirmation Date:
March 2026	Tisha Womack	caroline.womack@commerce.fl.	03/30/26
February 2026	Tisha Womack	caroline.womack@commerce.fl.	02/27/26
January 2026	Tisha Womack	caroline.womack@commerce.fl.	01/28/26

DACS Progress Report - Testing

March 2026

Interface Cycle 3 - Full Integration Testing

Inbound Cycle 3 Full Integration Testing Progress

Inbound Interfaces

- Total ABS Interface Connections = 9
- Total Planned Tests = 66
- Total Completed Tests = 14

Average Performance Outcome = 10 - Inadequate

Outbound Cycle 3 Full Integration Testing Progress

Outbound Interfaces

- Total ABS Interface Connections = 21
- Total Planned Tests = 462
- Total Completed Tests = 330

Average Performance Outcome = 17.22 - Inadequate

UAT Execution

Overall User Story Testing

Combined Counts

- Total Unique Activities = 165
- Planned Testing = 255
- Actual Testing = 391

Average Performance Outcome = 20 - Satisfactory

User Story Testing - Agency Defined Activities

Combined Counts

- Total Unique Activities = 5
- Planned Testing = 22
- Actual Testing = 55

Average Performance Outcome = 20 - Satisfactory

User Story Testing

AAM

- Total Unique Activities = 15
- Planned Testing = 45
- Actual Testing = 12

Average Performance Outcome = 20 - Satisfactory

AMFR

- Total Unique Activities = 53
- Planned Testing = 53
- Actual Testing = 15

Average Performance Outcome = 20 - Satisfactory

AR

- Total Unique Activities = 13
- Planned Testing = 26
- Actual Testing = 17

Average Performance Outcome = 20 - Satisfactory

BK

- Total Unique Activities = 3
- Planned Testing = 3
- Actual Testing = 17

Average Performance Outcome = 20 - Satisfactory

User Story Testing

BM/CC

- Total Unique Activities = 6
- Planned Testing = 6
- Actual Testing = 6

Average Performance Outcome = 20 - Satisfactory

CI

- Total Unique Activities = 2
- Planned Testing = 2
- Actual Testing =

Average Performance Outcome = N/A

DM

- Total Unique Activities = 17
- Planned Testing = 42
- Actual Testing = 68

Average Performance Outcome = 20 - Satisfactory

GM

- Total Unique Activities = 9
- Planned Testing = 14
- Actual Testing = 17

Average Performance Outcome = 20 - Satisfactory

User Story Testing

IU

- Total Unique Activities = 15
- Planned Testing = 24
- Actual Testing = 27

Average Performance Outcome = 20 - Satisfactory

PM

- Total Unique Activities = 7
- Planned Testing = 14
- Actual Testing = 25

Average Performance Outcome = 20 - Satisfactory

PR

- Total Unique Activities = 20
- Planned Testing = 18
- Actual Testing = 137

Average Performance Outcome = 20 - Satisfactory

RA

- Total Unique Activities = 3
- Planned Testing = 6
- Actual Testing = 30

Average Performance Outcome = 20 - Satisfactory

SAC

- Total Unique Activities = 2
- Planned Testing = 2
- Actual Testing = 20

Average Performance Outcome = 20 - Satisfactory

Role Mapping

Total Number of Identified End Users = 65

- Number of End Users in Initial Load = 27
- Number of Enabled End Users in UAT Environment = 27

Percent of End Users in Initial Load = 41.54%

Prerequisite Training

Total Number of Learning Paths for End Users in Initial Load = 92

- UAT Learning Paths Completed = 64

Percent Complete = 69.57%

UAT Participant Identification

Registered Inter/Intraunit Transactions Attendance	Attended Inter/Intraunit Transactions	Registered Working with Projects Attendance	Attended Working with Projects	Registered Customers & Receivables Attendance	Attended Managing Customers & Receivables
3	2	3	3	2	2

Conversion and Data Readiness

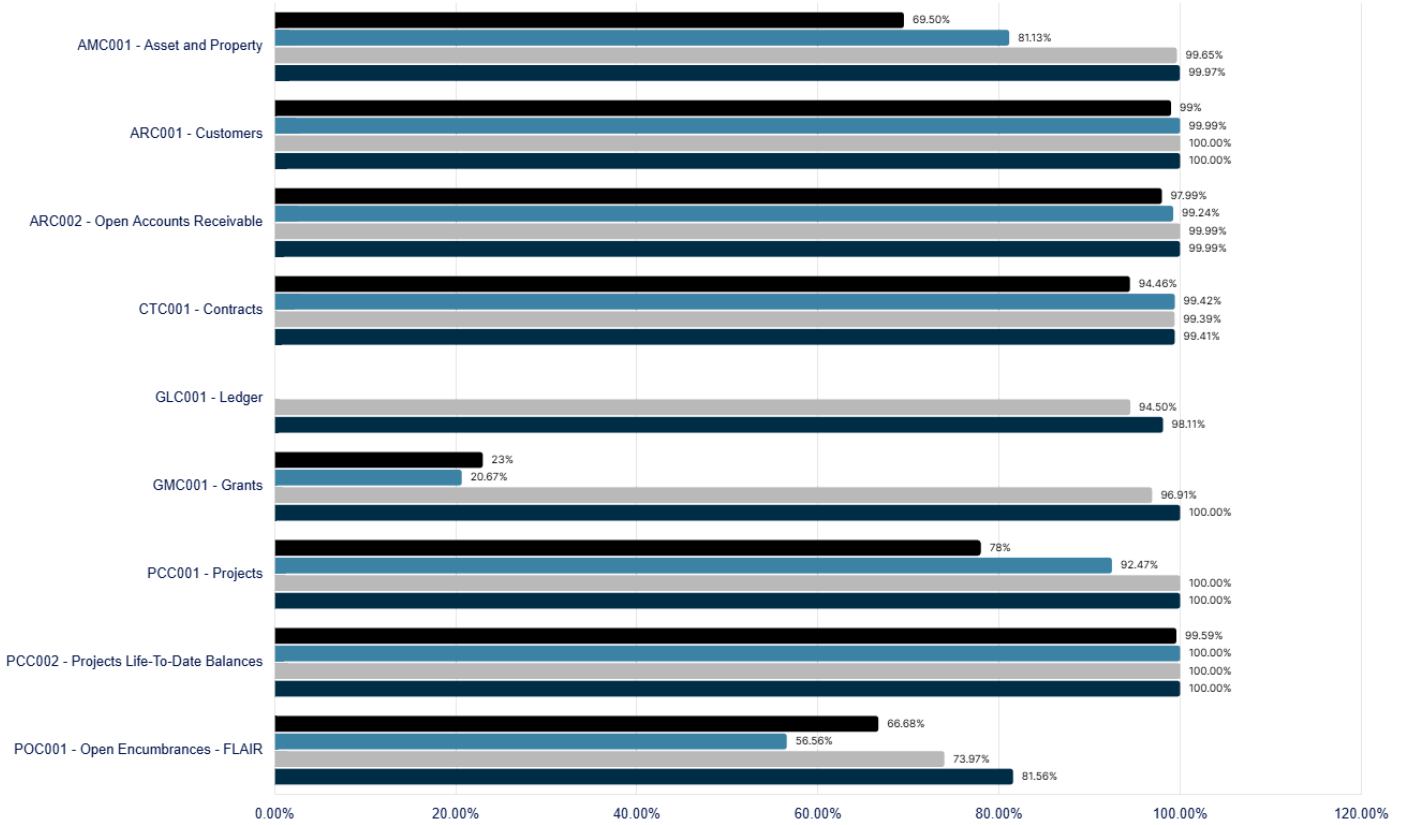
Mock 4 Data Cleansing Status

Conversion Name	Mock 4 - Total Number of Records Received	Mock 4 - Successful Load Percentage	Mock 4 - Data Cleansing Status	Comments
AMC001 - Asset and Property	61164	99.97%	Complete	
ARC001 - Customers	57860	100%	Complete	
ARC002 - Open Accounts Receivable	38606	99.99%	Complete	
CTC001 - Contracts	7447	99.41%	Complete	
GLC001 - Ledger	125514	98.11%	Complete	

GMC001 - Grants	322	100%	Complete	
PCC001 - Projects	112	100%	Complete	
PCC002 - Projects Life-To-Date Balances	58	100%	Complete	
POC001 - Open Encumbrances	13029	81.56%	Complete	

Conversion Load Percentages

● Mock 1 - Successful Load Percentage ● Mock 2 - Successful Load Percentage ● Mock 3 - Successful Load Percentage ● Mock 4 - Successful Load Percentage



Submission

Agency Sponsor Confirmation

The form you are attempting to access is no longer active.

[Smartsheet.com](https://smartsheet.com)

DACS Progress Report Confirmation

Reporting Period	Agency Sponsor Name:	Confirmed By:	Confirmation Date:
March 2026	Alan Edwards	alan.edwards@fdacs.gov	03/31/26
February 2026	Alan Edwards	alan.edwards@fdacs.gov	02/27/26
January 2026	Alan Edwards	alan.edwards@fdacs.gov	01/26/26

DBPR Progress Report - Testing

March 2026

Interface Cycle 2 - Technical Testing

Incomplete Cycle 2 Testing Report

Agency Business System	Florida PALM Interface Name	Interface Direction	Status	If not started, what is the expected start date?	Planned testing completion date?	What are the current blockers to being complete?
Versa Regulation Licensing System	API002 - Inbound Voucher Load	Inbound	In Progress	04/03/26	04/03/26	DBPR-IT provided the latest corrected file today, 03/30/2026. We have found some minor issues to work through but expect to resolve them before the end of this week, 04/03/2026

Inbound Cycle 2 Technical Interface Testing

Inbound Interfaces Planned to be Tested = 1

- Testing Not Started = 0
- Testing In Progress = 1
- Testing Complete = 0

Percent Complete = 0%

Outbound Cycle 2 Technical Interface Testing

Outbound Interfaces Planned to be Tested = N/A

- Testing Not Started = N/A
- Testing In Progress = N/A
- Testing Complete = N/A

Percent Complete = N/A

Interface Cycle 3 - Full Integration Testing

Inbound Cycle 3 Full Integration Testing Progress

Inbound Interfaces

Total ABS Interface Connections = 1

- Total Planned Tests = 1
- Total Completed Tests = 0

Average Performance Outcome = 0 - N/A

Outbound Cycle 3 Full Integration Testing Progress

Outbound Interfaces

Total ABS Interface Connections = 0

- Total Planned Tests = 0
- Total Completed Tests = 0

Average Performance Outcome = 0 - N/A

UAT Execution

Overall User Story Testing

Combined Counts

- Total Unique Activities = 240
- Planned Testing = 155
- Actual Testing = 48

Average Performance Outcome = 19 - Satisfactory

User Story Testing - Agency Defined Activities

Combined Counts

- Total Unique Activities = 1
- Planned Testing = 1
- Actual Testing =

Average Performance Outcome = N/A

User Story Testing

AAM

- Total Unique Activities = 38
- Planned Testing =
- Actual Testing =

Average Performance Outcome = N/A

AMFR

- Total Unique Activities = 34
- Planned Testing = 31
- Actual Testing =

Average Performance Outcome = N/A

AR

- Total Unique Activities = 37
- Planned Testing =
- Actual Testing =

Average Performance Outcome = N/A

BK

- Total Unique Activities = 5
- Planned Testing =
- Actual Testing =

Average Performance Outcome = N/A

User Story Testing

BM/CC

- Total Unique Activities = 26
- Planned Testing = 24
- Actual Testing = 12

Average Performance Outcome = 18 - Satisfactory

CT

- Total Unique Activities =
- Planned Testing =
- Actual Testing =

Average Performance Outcome = N/A

DM

- Total Unique Activities = 36
- Planned Testing = 36
- Actual Testing = 10

Average Performance Outcome = 20 - Satisfactory

GM

- Total Unique Activities =
- Planned Testing =
- Actual Testing =

Average Performance Outcome = N/A

User Story Testing

IU

- Total Unique Activities = 35
- Planned Testing = 35
- Actual Testing = 26

Average Performance Outcome = 20 - Satisfactory

PM

- Total Unique Activities =
- Planned Testing =
- Actual Testing =

Average Performance Outcome = N/A

PR

- Total Unique Activities = 29
- Planned Testing = 29
- Actual Testing =

Average Performance Outcome = N/A

RA

- Total Unique Activities =
- Planned Testing =
- Actual Testing =

Average Performance Outcome = N/A

SAC

- Total Unique Activities =
- Planned Testing =
- Actual Testing =

Average Performance Outcome = N/A

Role Mapping

Total Number of Identified End Users = 35

- Number of End Users in Initial Load = 31
- Number of Enabled End Users in UAT Environment = 30

Prerequisite Training

Total Number of Learning Paths for End Users in Initial Load = 113

- UAT Learning Paths Completed = 81

Percent Complete = 71.68%

Percent of End Users in Initial Load = 88.57%

UAT Participant Identification

Registered Inter/Intraunit Transactions Attendance	Attended Inter/Intraunit Transactions	Registered Working with Projects Attendance	Attended Working with Projects	Registered Customers & Receivables Attendance	Attended Managing Customers & Receivables
3	3	1	0	3	3

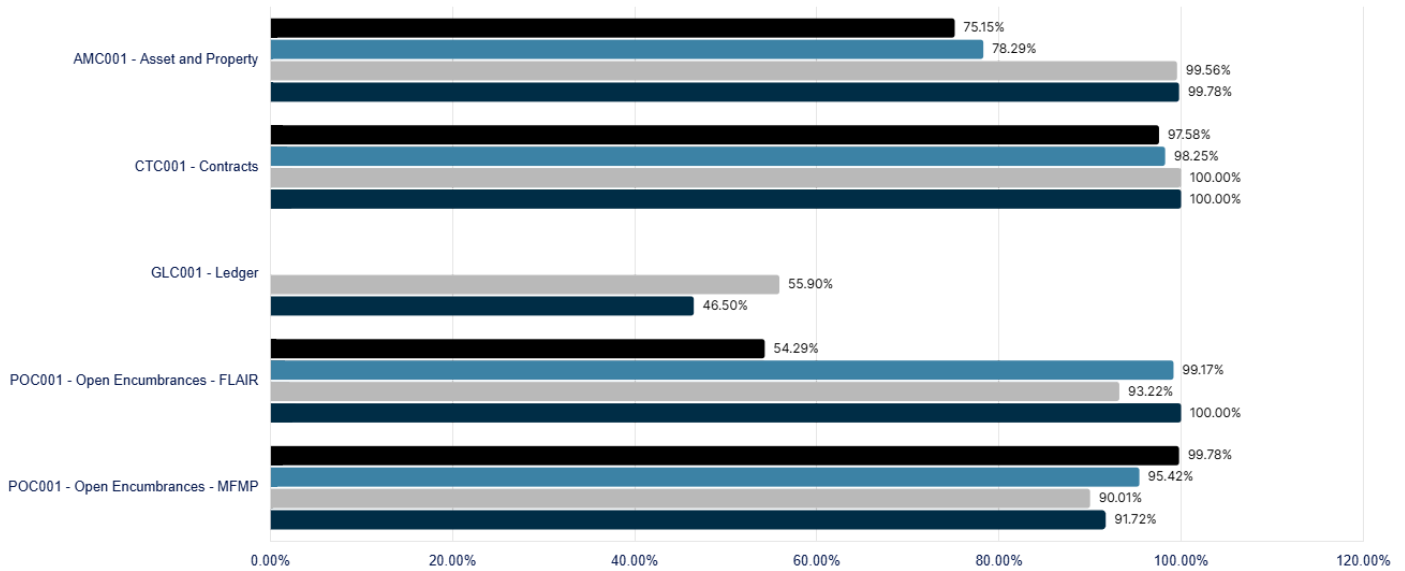
Conversion and Data Readiness

Mock 4 Data Cleansing Status

Conversion Name	Mock 4 - Total Number of Records Received	Mock 4 - Successful Load Percentage	Mock 4 - Data Cleansing Status	Comments
AMC001 - Asset and Property	4074	99.78%	Complete	03/09/2026: The incorrect org code was fixed. The vehicles records were corrected.
CTC001 - Contracts	118	100%	Complete	PR205 was deactivated in FLAIR on 5/21/25
GLC001 - Ledger	23882	46.50%	Complete	04/02/2026: Response was received from A&A that they could not verify the duplication of records. Derrick attached a more detailed spreadsheet to point out the duplication.
POC001 - Open Encumbrances	FLAIR - 476 MFMP - 3176	FLAIR - 100% MFMP - 91.72%	Complete	02/26/2026: The remaining MFMP records are related to a known issue. No DBPR action needed.

Conversion Load Percentages

● Mock 1 - Successful Load Percentage ● Mock 2 - Successful Load Percentage ● Mock 3 - Successful Load Percentage ● Mock 4 - Successful Load Percentage



Submission

Agency Sponsor Confirmation

The form you are attempting to access is no longer active.

[Smartsheet.com](https://www.smartsheet.com)

DBPR Progress Report Confirmation

Reporting Period	Agency Sponsor Name:	Confirmed By:	Confirmation Date:
March 2026	Sally Huggins	sally.huggins@myfloridalicense.com	03/31/26
February 2026	Sally Huggins	sally.huggins@myfloridalicense.com	02/27/26
January 2026	Sally Huggins	sally.huggins@myfloridalicense.com	01/30/26

DCF Progress Report - Testing

March 2026

Interface Cycle 2 - Technical Testing

Incomplete Cycle 2 Testing Report

Agency Business System	Florida PALM Interface Name	Interface Direction	Status	If not started, what is the expected start date?	Planned testing completion date?	What are the current blockers to being complete?
Florida Online Recipient Integrated Data Access (FLORIDA)	API006 - Inbound Payment Cancellation	Inbound	Not Started	04/13/26	04/30/26	Successful API002 test and PALM's return of API031 data for input to process.
Financial Resource Center	IUI002 - Inbound Inter-IntraUnit Interface	Inbound	Not Started	04/08/26	04/30/26	Manufacture of additional Mock API031 test data for input to process required. Insufficient variety of test data present in existing Mock 2 data. Priority resources have been focused on full UAT support and other Cycle 2 Interface tests.
Financial Resource Center	SDI007 - Inbound SpeedKey	Inbound	In Progress		03/31/26	Latest test file submitted to PALM 3/25. Awaiting response.
Florida Online Recipient Integrated Data Access (FLORIDA)	API002 - Inbound Voucher Load	Inbound	In Progress			

Inbound Cycle 2 Technical Interface Testing

Inbound Interfaces Planned to be Tested = 8

- Testing Not Started = 2
- Testing In Progress = 2
- Testing Complete = 4

Percent Complete = 50%

Outbound Cycle 2 Technical Interface Testing

Outbound Interfaces Planned to be Tested = 25

- Testing Not Started = 0
- Testing In Progress = 0
- Testing Complete = 25

Percent Complete = 100%

Interface Cycle 3 - Full Integration Testing

Inbound Cycle 3 Full Integration Testing Progress

Inbound Interfaces

- Total ABS Interface Connections = 8
- Total Planned Tests = 26
- Total Completed Tests = 1

Average Performance Outcome = 20 - Satisfactory

Outbound Cycle 3 Full Integration Testing Progress

Outbound Interfaces

- Total ABS Interface Connections = 25
- Total Planned Tests = 506
- Total Completed Tests = 371

Average Performance Outcome = 12.27 - Inadequate

UAT Execution

Overall User Story Testing

Combined Counts

- Total Unique Activities = 109
- Planned Testing = 15
- Actual Testing = 175

Average Performance Outcome = 19 - Satisfactory

User Story Testing - Agency Defined Activities

Combined Counts

- Total Unique Activities = 3
- Planned Testing =
- Actual Testing = 3

Average Performance Outcome = 20 - Satisfactory

User Story Testing

AAM

- Total Unique Activities =
- Planned Testing =
- Actual Testing =

Average Performance Outcome = N/A

AMFR

- Total Unique Activities = 5
- Planned Testing = 6
- Actual Testing = 5

Average Performance Outcome = 20 - Satisfactory

AR

- Total Unique Activities =
- Planned Testing =
- Actual Testing =

Average Performance Outcome = N/A

BK

- Total Unique Activities =
- Planned Testing =
- Actual Testing =

Average Performance Outcome = N/A

User Story Testing

BM/CC

- Total Unique Activities = 13
- Planned Testing = 3
- Actual Testing = 13

Average Performance Outcome = 19 - Satisfactory

CT

- Total Unique Activities =
- Planned Testing =
- Actual Testing =

Average Performance Outcome = N/A

DM

- Total Unique Activities = 48
- Planned Testing = 2
- Actual Testing = 77

Average Performance Outcome = 19 - Satisfactory

GM

- Total Unique Activities =
- Planned Testing =
- Actual Testing =

Average Performance Outcome = N/A

User Story Testing

IU

- Total Unique Activities = 35
- Planned Testing = 1
- Actual Testing = 72

Average Performance Outcome = 20 - Satisfactory

PM

- Total Unique Activities = 6
- Planned Testing = 3
- Actual Testing = 6

Average Performance Outcome = 20 - Satisfactory

PR

- Total Unique Activities = 1
- Planned Testing =
- Actual Testing = 1

Average Performance Outcome = 20 - Satisfactory

RA

- Total Unique Activities =
- Planned Testing =
- Actual Testing =

Average Performance Outcome = N/A

SAC

- Total Unique Activities =

- Planned Testing =

- Actual Testing =

Average Performance Outcome = N/A

Role Mapping

Total Number of Identified End Users = 223

- Number of End Users in Initial Load = 199

- Number of Enabled End Users in UAT Environment = 199

Percent of End Users in Initial Load = 89.24%

Prerequisite Training

Total Number of Learning Paths for End Users in Initial Load = 798

- UAT Learning Paths Completed = 315

Percent Complete = 39.47%

UAT Participant Identification

Registered Inter/Intraunit Transactions Attendance	Attended Inter/Intraunit Transactions	Registered Working with Projects Attendance	Attended Working with Projects	Registered Customers & Receivables Attendance	Attended Managing Customers & Receivables
3	3	3	2	4	3

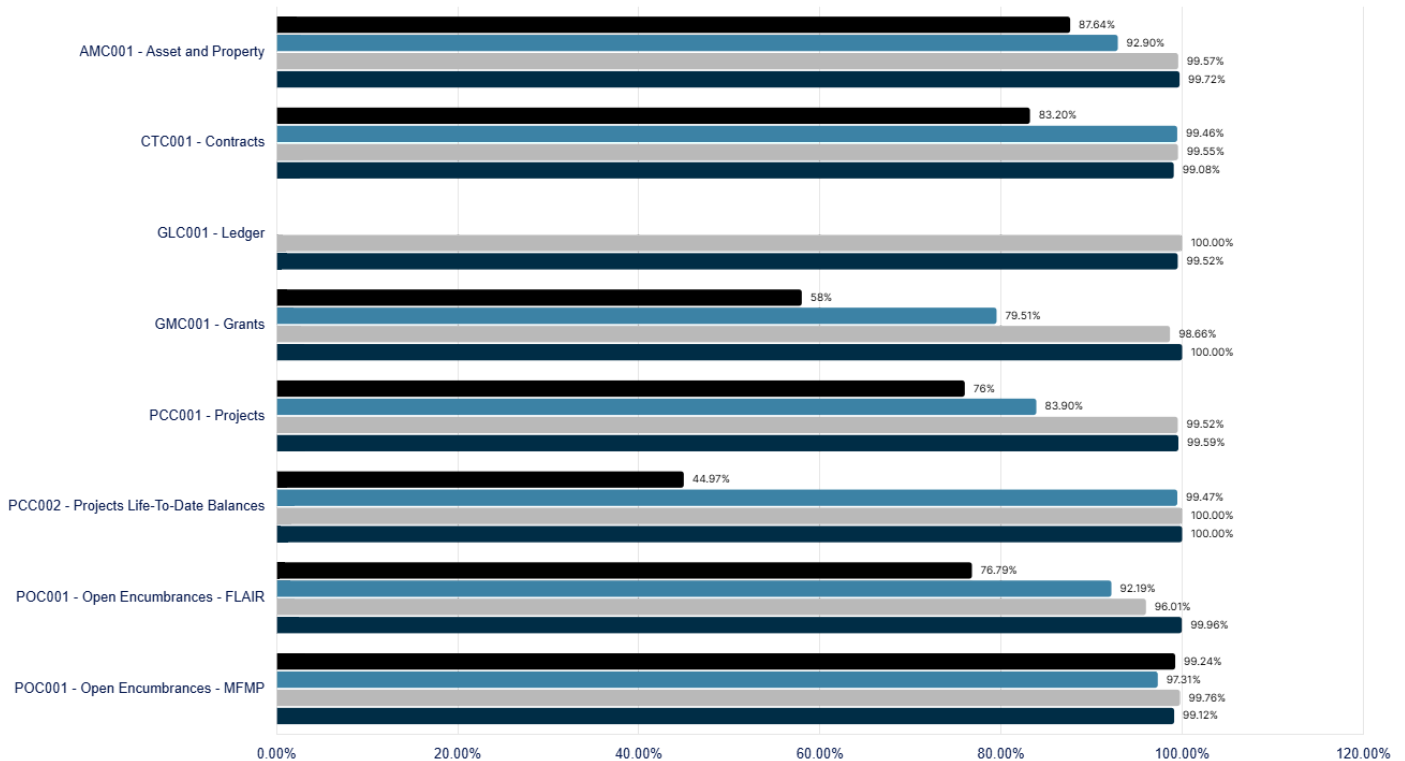
Conversion and Data Readiness

Mock 4 Data Cleansing Status

Conversion Name	Mock 4 - Total Number of Records Received	Mock 4 - Successful Load Percentage	Mock 4 - Data Cleansing Status	Comments
AMC001 - Asset and Property	91659	99.72%	Complete	Data cleansing for our property files will continue to be an ongoing process until after go live.
CTC001 - Contracts	2487	99.08%	Complete	IH611 - contract will be closed out, no need to convert. LP043 - updates to the CSFA number were made on 1/8/26
GLC001 - Ledger	275021	99.52%	Complete	3/27 - files that errored out were local funds which currently do not have an equivalent fund.
GMC001 - Grants	625	100%	Complete	Errors on October file but not November.
PCC001 - Projects	243	99.59%	Complete	
PCC002 - Projects Life-To-Date Balances	504	100%	Complete	
POC001 - Open Encumbrances	FLAIR - 10608 MFMP - 23371	FLAIR - 99.96% MFMP - 99.12%	Complete	FLAIR - WG105 is on our error file due to project not being converted. Project will be picked up during the next data pull on 3/16. MFMP - encumbrances that weren't picked up are to another state agency.

Conversion Load Percentages

● Mock 1 - Successful Load Percentage ● Mock 2 - Successful Load Percentage ● Mock 3 - Successful Load Percentage ● Mock 4 - Successful Load Percentage



Submission

Agency Sponsor Confirmation

The form you are attempting to access is no longer active.

[Smartsheet.com](https://www.smartsheet.com)

DCF Progress Report Confirmation

Reporting Period	Agency Sponsor Name:	Confirmed By:	Confirmation Date:
March 2026	Chad Barrett	chad.barrett@myffamilies.com	03/30/26
February 2026	Chad Barrett	chad.barrett@myffamilies.com	02/26/26
January 2026	Chad Barrett	chad.barrett@myffamilies.com	01/30/26

DEM Progress Report - Testing

March 2026

Interface Cycle 2 - Technical Testing

Incomplete Cycle 2 Testing Report

Agency Business System	Florida PALM Interface Name	Interface Direction	Status	If not started, what is the expected start date?	Planned testing completion date?	What are the current blockers to being complete?
Informatica	API031 - Outbound Voucher and Payment Extract	Outbound	Not Started	03/16/26	03/31/26	IT staff continue to work with the data and the interfaces to identify and work through errors.
Florida PA	PCI006 - Inbound Project Details	Inbound	In Progress		03/31/26	Prior tests failed due to formatting, but wanting to account for data issues while fine-tuning data mapping from Florida PA.
Informatica	POI002 - Inbound Encumbrance Load	Inbound	In Progress		03/31/26	File format errors have been corrected; data is the current issue. Not uncommon when using test data.
Informatica	API002 - Inbound Voucher Load	Inbound	In Progress			

Inbound Cycle 2 Technical Interface Testing

Inbound Interfaces Planned to be Tested = 3

- Testing Not Started = 0
- Testing In Progress = 3
- Testing Complete = 0

Percent Complete = 0%

Outbound Cycle 2 Technical Interface Testing

Outbound Interfaces Planned to be Tested = 7

- Testing Not Started = 1
- Testing In Progress = 0
- Testing Complete = 6

Percent Complete = 85.71%

Interface Cycle 3 - Full Integration Testing

Inbound Cycle 3 Full Integration Testing Progress

Inbound Interfaces

- Total ABS Interface Connections = 3
- Total Planned Tests = 0
- Total Completed Tests = 0

Average Performance Outcome = 0 - N/A

Outbound Cycle 3 Full Integration Testing Progress

Outbound Interfaces

- Total ABS Interface Connections = 7
- Total Planned Tests = 0
- Total Completed Tests = 8

Average Performance Outcome = 20 - Satisfactory

UAT Execution

Overall User Story Testing

Combined Counts

- Total Unique Activities = 59
- Planned Testing = 152
- Actual Testing = 80

Average Performance Outcome = 20 - Satisfactory

User Story Testing - Agency Defined Activities

Combined Counts

- Total Unique Activities =
- Planned Testing =
- Actual Testing =

Average Performance Outcome = N/A

User Story Testing

AAM

- Total Unique Activities = 13
- Planned Testing =
- Actual Testing =

Average Performance Outcome = N/A

AMFR

- Total Unique Activities = 6
- Planned Testing = 11
- Actual Testing = 8

Average Performance Outcome = 20 - Satisfactory

AR

- Total Unique Activities = 12
- Planned Testing = 23
- Actual Testing =

Average Performance Outcome = N/A

BK

- Total Unique Activities = 2
- Planned Testing = 6
- Actual Testing =

Average Performance Outcome = N/A

User Story Testing

BM/CC

- Total Unique Activities = 2
- Planned Testing = 12
- Actual Testing = 12

Average Performance Outcome = 20 - Satisfactory

CT

- Total Unique Activities = 1
- Planned Testing = 5
- Actual Testing =

Average Performance Outcome = N/A

DM

- Total Unique Activities = 9
- Planned Testing = 43
- Actual Testing = 10

Average Performance Outcome = 20 - Satisfactory

GM

- Total Unique Activities = 1
- Planned Testing = 5
- Actual Testing =

Average Performance Outcome = N/A

User Story Testing

IU

- Total Unique Activities = 5
- Planned Testing = 25
- Actual Testing = 30

Average Performance Outcome = 20 - Satisfactory

PM

- Total Unique Activities = 6
- Planned Testing = 17
- Actual Testing = 20

Average Performance Outcome = 20 - Satisfactory

PR

- Total Unique Activities =
- Planned Testing =
- Actual Testing =

Average Performance Outcome = N/A

RA

- Total Unique Activities = 2
- Planned Testing = 5
- Actual Testing =

Average Performance Outcome = N/A

SAC

- Total Unique Activities =
- Planned Testing =
- Actual Testing =

Average Performance Outcome = N/A

Role Mapping

Total Number of Identified End Users = 30

- Number of End Users in Initial Load = 26

- Number of Enabled End Users in UAT Environment = 28

Percent of End Users in Initial Load = 86.67%

Prerequisite Training

Total Number of Learning Paths for End Users in Initial Load = 72

- UAT Learning Paths Completed = 0

Percent Complete = 0%

UAT Participant Identification

Registered Inter/Intraunit Transactions Attendance	Attended Inter/Intraunit Transactions	Registered Working with Projects Attendance	Attended Working with Projects	Registered Customers & Receivables Attendance	Attended Managing Customers & Receivables
3	3	2	2	2	2

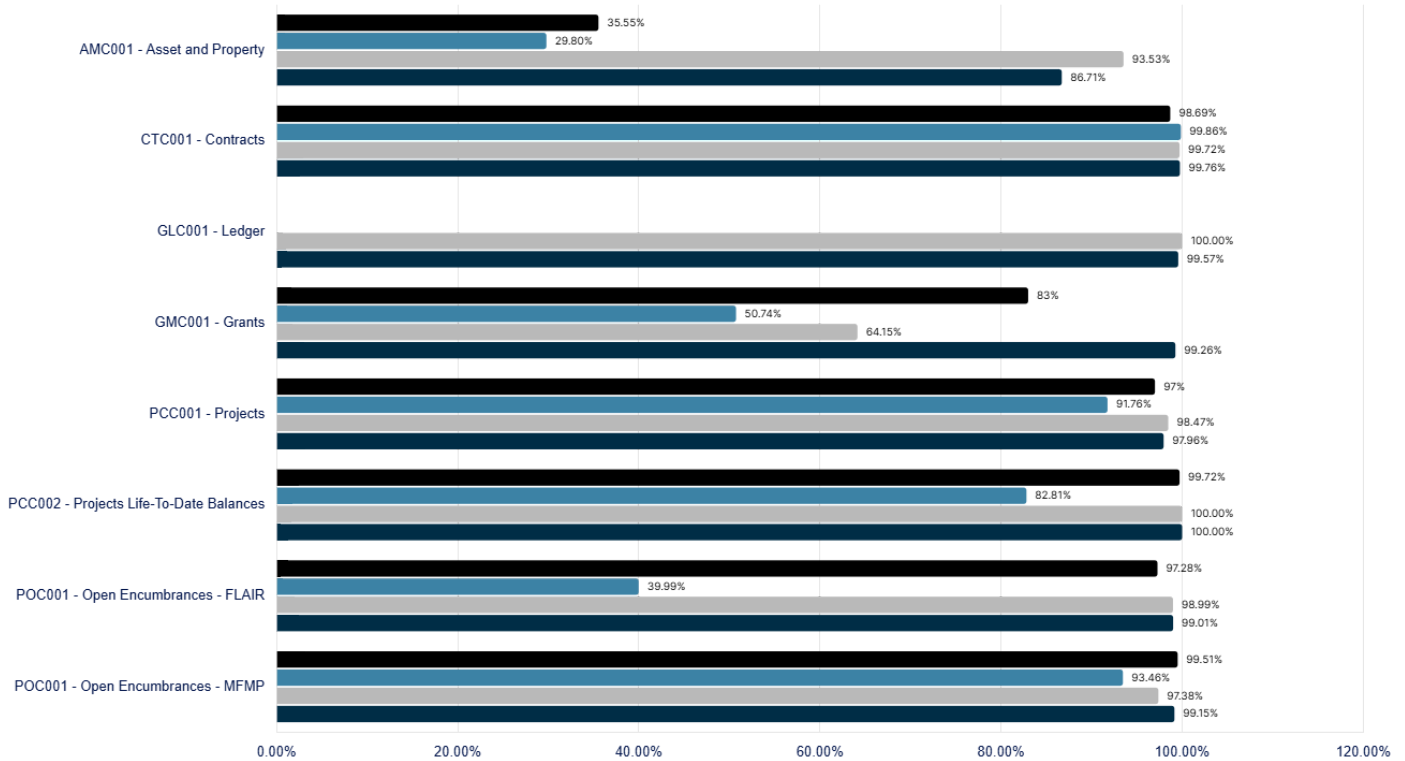
Conversion and Data Readiness

Mock 4 Data Cleansing Status

Conversion Name	Mock 4 - Total Number of Records Received	Mock 4 - Successful Load Percentage	Mock 4 - Data Cleansing Status	Comments
AMC001 - Asset and Property	17670	86.71%	Complete	
CTC001 - Contracts	12248	99.76%	Complete	
GLC001 - Ledger	125762	99.57%	Complete	
GMC001 - Grants	535	99.26%	Complete	
PCC001 - Projects	22916	97.96%	Complete	
PCC002 - Projects Life-To-Date Balances	65572	100%	Complete	
POC001 - Open Encumbrances	FLAIR - 17635 MFMP - 5877	FLAIR - 99.01% MFMP - 99.15%	Complete	

Conversion Load Percentages

● Mock 1 - Successful Load Percentage ● Mock 2 - Successful Load Percentage ● Mock 3 - Successful Load Percentage ● Mock 4 - Successful Load Percentage



Submission

Agency Sponsor Confirmation

The form you are attempting to access is no longer active.

[Smartsheet.com](https://smartsheet.com)

DEM Progress Report Confirmation

Reporting Period	Agency Sponsor Name:	Confirmed By:	Confirmation Date:
March 2026	Jeremy W. Smith	jeremy.smith@em.myflorida.com	03/26/26
February 2026	Brittany Adams	brittany.adams@em.myflorida.com	02/27/26
January 2026	Jeremy W. Smith	jeremy.smith@em.myflorida.com	01/30/26

DEP Progress Report - Testing

March 2026

Interface Cycle 3 - Full Integration Testing

Inbound Cycle 3 Full Integration Testing Progress

Inbound Interfaces

- Total ABS Interface Connections = 4
- Total Planned Tests = 9
- Total Completed Tests = 3

Average Performance Outcome = 20 - Satisfactory

Outbound Cycle 3 Full Integration Testing Progress

Outbound Interfaces

- Total ABS Interface Connections = 17
- Total Planned Tests = 313
- Total Completed Tests = 309

Average Performance Outcome = 17.86 - Satisfactory

UAT Execution

Overall User Story Testing

Combined Counts

- Total Unique Activities = 282
- Planned Testing = 421
- Actual Testing = 148

Average Performance Outcome = 19 - Satisfactory

User Story Testing - Agency Defined Activities

Combined Counts

- Total Unique Activities = 17
- Planned Testing = 6
- Actual Testing = 1

Average Performance Outcome = 20 - Satisfactory

User Story Testing

AAM

- Total Unique Activities = 46
- Planned Testing = 60
- Actual Testing = 18

Average Performance Outcome = 20 - Satisfactory

AMFR

- Total Unique Activities = 29
- Planned Testing = 32
- Actual Testing = 9

Average Performance Outcome = 20 - Satisfactory

AR

- Total Unique Activities = 30
- Planned Testing = 38
- Actual Testing = 8

Average Performance Outcome = 20 - Satisfactory

BK

- Total Unique Activities = 3
- Planned Testing = 3
- Actual Testing =

Average Performance Outcome = N/A

User Story Testing

BM/CC

- Total Unique Activities = 14
- Planned Testing = 53
- Actual Testing = 27

Average Performance Outcome = 20 - Satisfactory

CI

- Total Unique Activities = 2
- Planned Testing = 2
- Actual Testing =

Average Performance Outcome = N/A

DM

- Total Unique Activities = 72
- Planned Testing = 135
- Actual Testing = 40

Average Performance Outcome = 19 - Satisfactory

GM

- Total Unique Activities = 1
- Planned Testing = 1
- Actual Testing =

Average Performance Outcome = N/A

User Story Testing

IU

- Total Unique Activities = 50
- Planned Testing = 81
- Actual Testing = 29

Average Performance Outcome = 20 - Satisfactory

PM

- Total Unique Activities = 9
- Planned Testing = 13
- Actual Testing = 11

Average Performance Outcome = 20 - Satisfactory

PR

- Total Unique Activities = 23
- Planned Testing =
- Actual Testing =

Average Performance Outcome = N/A

RA

- Total Unique Activities = 3
- Planned Testing = 3
- Actual Testing = 6

Average Performance Outcome = 20 - Satisfactory

SAC

- Total Unique Activities =
- Planned Testing =
- Actual Testing =

Average Performance Outcome = N/A

Role Mapping

Total Number of Identified End Users = 84

- Number of End Users in Initial Load = 72
- Number of Enabled End Users in UAT Environment = 33

Percent of End Users in Initial Load = 85.71%

Prerequisite Training

Total Number of Learning Paths for End Users in Initial Load = 269

- UAT Learning Paths Completed = 104

Percent Complete = 38.66%

UAT Participant Identification

Registered Inter/Intraunit Transactions Attendance	Attended Inter/Intraunit Transactions	Registered Working with Projects Attendance	Attended Working with Projects	Registered Customers & Receivables Attendance	Attended Managing Customers & Receivables
3	3	3	3	3	3

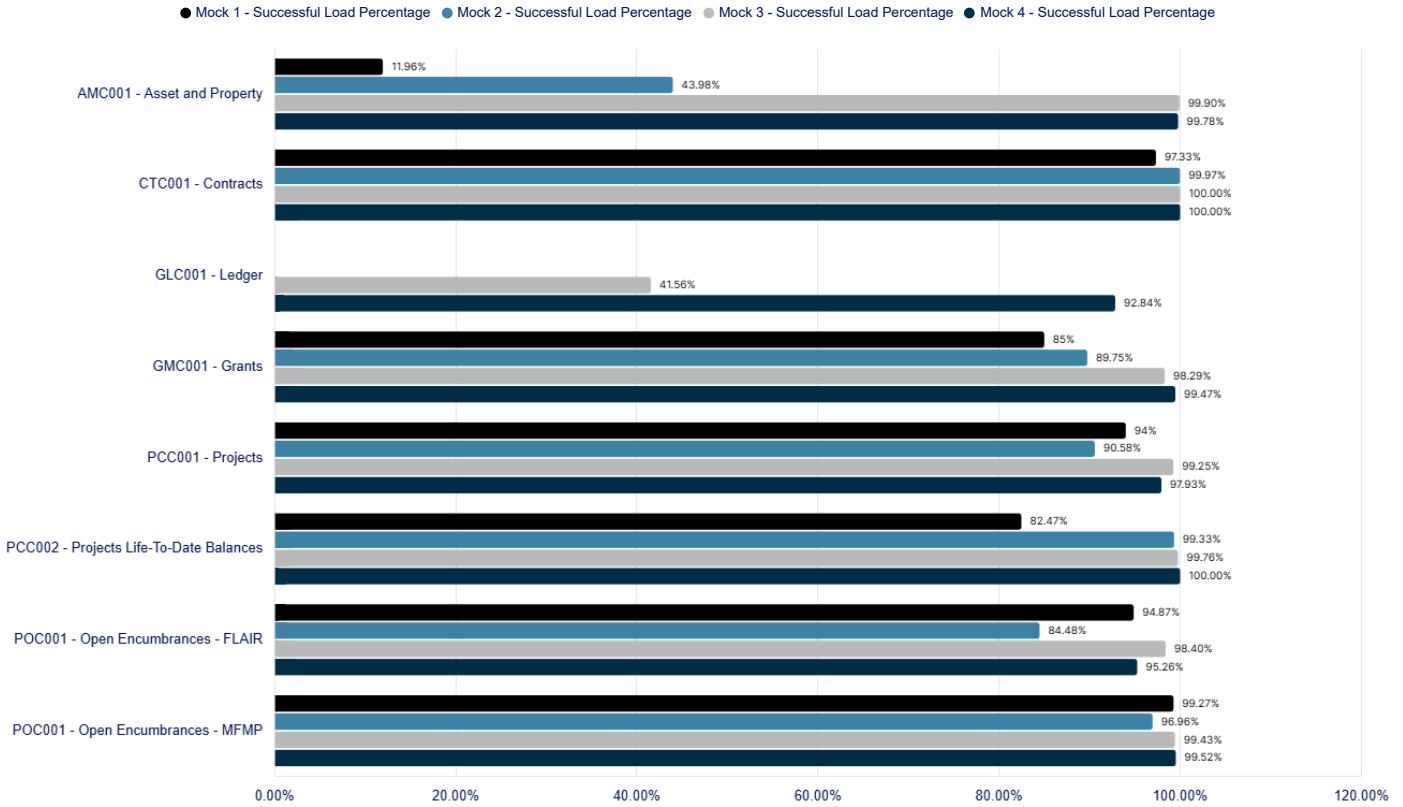
Conversion and Data Readiness

Mock 4 Data Cleansing Status

Conversion Name	Mock 4 - Total Number of Records Received	Mock 4 - Successful Load Percentage	Mock 4 - Data Cleansing Status	Comments
AMC001 - Asset and Property	154269	99.78%	Complete	
CTC001 - Contracts	7034	100%	Complete	
GLC001 - Ledger	174489	92.84%	Complete	
GMC001 - Grants	376	99.47%	Complete	
PCC001 - Projects	5269	97.93%	Complete	

PCC002 - Projects Life-To-Date Balances	10261	100%	Complete	
POC001 - Open Encumbrances	FLAIR - 16026 MFMP - 36733	FLAIR - 95.26% MFMP - 99.52%	Complete	

Conversion Load Percentages



Submission

Agency Sponsor Confirmation

The form you are attempting to access is no longer active.

[Smartsheet.com](https://smartsheet.com)

DEP Progress Report Confirmation

Reporting Period	Agency Sponsor Name:	Confirmed By:	Confirmation Date:
March 2026	Karen Armstrong	karen.e.armstrong@floridadep.g	03/31/26
February 2026	Karen Armstrong	karen.e.armstrong@floridadep.g	02/27/26
January 2026	Karen Armstrong	karen.e.armstrong@floridadep.g	01/30/26

DFS Progress Report - Testing

March 2026

Interface Cycle 3 - Full Integration Testing

Inbound Cycle 3 Full Integration Testing Progress

Inbound Interfaces

- Total ABS Interface Connections = 15
- Total Planned Tests = 73
- Total Completed Tests = 63

Average Performance Outcome = 16.67 - Inadequate

Outbound Cycle 3 Full Integration Testing Progress

Outbound Interfaces

- Total ABS Interface Connections = 30
- Total Planned Tests = 437
- Total Completed Tests = 382

Average Performance Outcome = 19.52 - Satisfactory

UAT Execution

Overall User Story Testing

Combined Counts

- Total Unique Activities = 662
- Planned Testing = 308
- Actual Testing = 108

Average Performance Outcome = 18 - Satisfactory

User Story Testing - Agency Defined Activities

Combined Counts

- Total Unique Activities = 57
- Planned Testing = 38
- Actual Testing = 2

Average Performance Outcome = 10 - Inadequate

User Story Testing

AAM

- Total Unique Activities = 30
- Planned Testing = 1
- Actual Testing =

Average Performance Outcome = N/A

AMER

- Total Unique Activities = 97
- Planned Testing = 7
- Actual Testing = 8

Average Performance Outcome = 13 - Inadequate

AR

- Total Unique Activities = 24
- Planned Testing = 40
- Actual Testing =

Average Performance Outcome = N/A

BK

- Total Unique Activities = 19
- Planned Testing = 47
- Actual Testing = 14

Average Performance Outcome = 20 - Satisfactory

User Story Testing

BM/CC

- Total Unique Activities = 74
- Planned Testing = 20
- Actual Testing = 33

Average Performance Outcome = 19 - Satisfactory

CI

- Total Unique Activities =
- Planned Testing =
- Actual Testing =

Average Performance Outcome = N/A

DM

- Total Unique Activities = 165
- Planned Testing = 52
- Actual Testing = 47

Average Performance Outcome = 18 - Satisfactory

GM

- Total Unique Activities = 2
- Planned Testing = 8
- Actual Testing =

Average Performance Outcome = N/A

User Story Testing

IU

- Total Unique Activities = 195
- Planned Testing = 44
- Actual Testing =

Average Performance Outcome = N/A

PM

- Total Unique Activities = 17
- Planned Testing =
- Actual Testing = 6

Average Performance Outcome = 16 - Inadequate

PR

- Total Unique Activities = 36
- Planned Testing = 89
- Actual Testing =

Average Performance Outcome = N/A

RA

- Total Unique Activities =
- Planned Testing =
- Actual Testing =

Average Performance Outcome = N/A

SAC

- Total Unique Activities =
- Planned Testing =
- Actual Testing =

Average Performance Outcome = N/A

Role Mapping

Total Number of Identified End Users = 325

- Number of End Users in Initial Load = 253
- Number of Enabled End Users in UAT Environment = 253

Percent of End Users in Initial Load = 77.85%

Prerequisite Training

Total Number of Learning Paths for End Users in Initial Load = 1561

- UAT Learning Paths Completed = 800

Percent Complete = 51.25%

UAT Participant Identification

Registered Inter/Intraunit Transactions Attendance	Attended Inter/Intraunit Transactions	Registered Working with Projects Attendance	Attended Working with Projects	Registered Customers & Receivables Attendance	Attended Managing Customers & Receivables
3	3	3	3	0	0

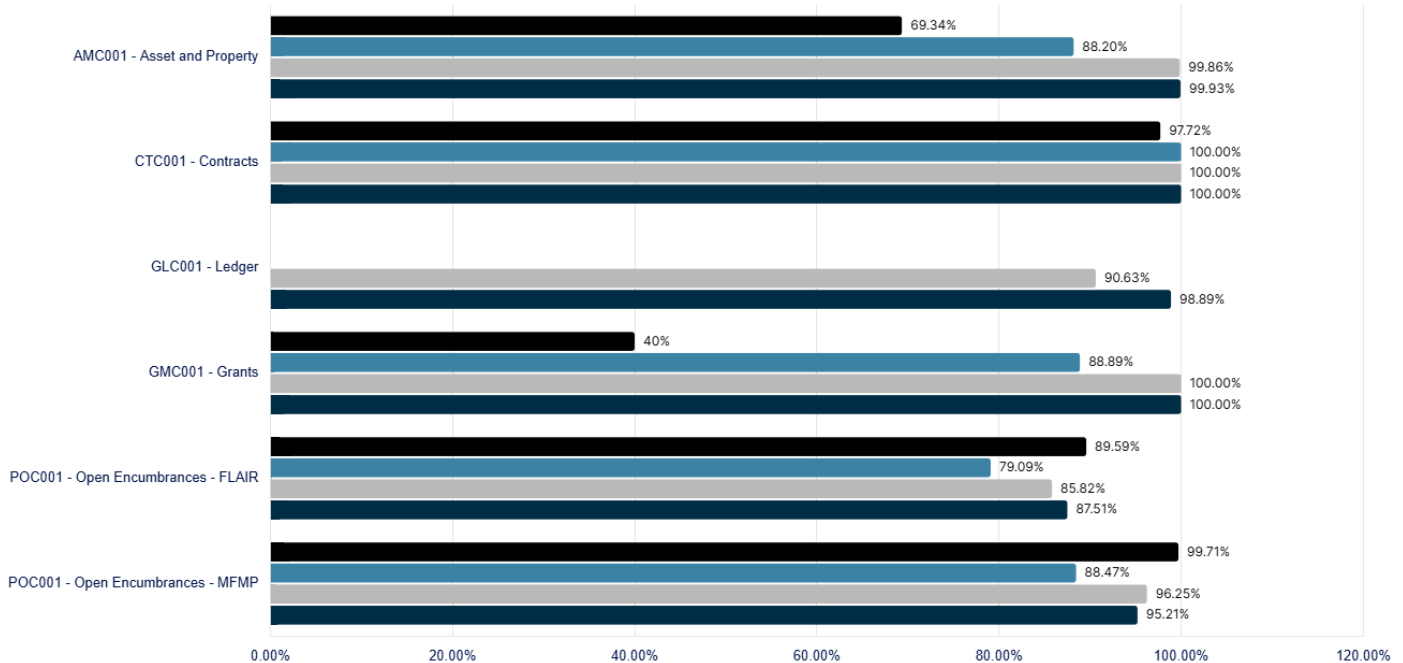
Conversion and Data Readiness

Mock 4 Data Cleansing Status

Conversion Name	Mock 4 - Total Number of Records Received	Mock 4 - Successful Load Percentage	Mock 4 - Data Cleansing Status	Comments
AMC001 - Asset and Property	27129	99.93%	Complete	<p>5 Records identified to manually add to PALM due to TF is no longer valid. 2 Records identified to manually add to PALM due to Grant related property item, Property Class is past depreciation date and cannot update in FLAIR. 7 Records identified to manually add to PALM for WIP. Need guidance from ACFR and project is needed. MOCK 2 data reviewing in progress, data is be analyzed and are deciding corrective matters. 6/10/25- some data cannot be cleansed due to purchasing/current used fund does not have valid COA. Waiting on A&A to provide guidance on tracking items that cannot load due to COA value not existing. cleansing will not be completed until further guidance from A&A and Project has been discussed. MOCK 3 data has been fully cleansed</p> <p>MOCK 4 data review and analyzed on 1/20/26. 6 records previously converted in MOCK2 fell out. 5 records have inactive BE's and cannot be updated and will need to add at GO LIVE. 1 records is being cleansed. Records have been cleansed to the best of our capability.</p>
CTC001 - Contracts	897	100%	Complete	<p>The 1185 received records number is incorrect. That is the actual number of LINES the conversion flat file had. There are only 997 Header Lines. We only had 11 lines that failed, please correct the stats for conversion success rate % MOCK 2 data was 100% successful. MOCK 3 no cleansing needed MOCK 4 no cleansing needed</p>
GLC001 - Ledger	28718	98.89%	Complete	<p>Reviewing but unable to cleans due to year end activities. Updates have been made to records available to cleans MOCK3 data has been evaluated and identified as PPI=Y for errors MOCK 4 data has been evaluated and identified, closed Financial Statements out of balance due to the conversion of Opioid TF moving from a GF 20 to a GF 74. Record will be updated in March for Financial Statements.</p>
GMC001 - Grants	16	100%	Complete	<p>The 30 received records number is incorrect. That is the actual number of LINES the conversion flat file had. There was only 15 header lines and 9 records that failed. Please correct the stats for conversion success rate %. MOCK 2 data has been cleansed and now 100% MOCK 3 no cleansing needed MOCK 4 no cleansing needed</p>
POC001 - Open Encumbrances	FLAIR - 1153 MFMP - 4660	FLAIR - 87.51% MFMP - 95.21%	Complete	<p>Waiting on Project to respond to question. 90% completed. MOCK2 -FLAIR Encumbrance has been updated and cleansed 06/10/25 MOCK2-MFMP Encumbrance we have an outstanding question with project related to split funding on one PO line. These errors cannot be cleansed, project SME is working on this as of 6/18/25. MOCK3 Cleansing completed.</p> <p>MOCK4- FLAIR Encumbrance: 35 records, all FCO encumbrances failed. This is due to not converting existing projects to PALM for a Project ID to load on the Encumbrance record. Fix: OFB will be creating projects in PALM and create the Encumbrance with the Project ID MFMP Encumbrance: 36 Records, all identified as IU encumbrances. No Cleansing can be completed.</p>

Conversion Load Percentages

● Mock 1 - Successful Load Percentage
 ● Mock 2 - Successful Load Percentage
 ● Mock 3 - Successful Load Percentage
 ● Mock 4 - Successful Load Percentage



Submission

Agency Sponsor Confirmation

The form you are attempting to access is no longer active.

[Smartsheet.com](https://www.smartsheet.com)

DFS Progress Report Confirmation

Reporting Period	Agency Sponsor Name:	Confirmed By:	Confirmation Date:
March 2026	Scott C Fennell	scott.fennell@myfloridacfo.com	03/30/26
February 2026	Scott Fennell	scott.fennell@myfloridacfo.com	02/27/26
January 2026	Scott Fennell	scott.fennell@myfloridacfo.com	01/29/26

DJJ Progress Report - Testing

March 2026

Interface Cycle 2 - Technical Testing

Inbound Cycle 2 Technical Interface Testing

Outbound Cycle 2 Technical Interface Testing

Outbound Interfaces Planned to be Tested = 7

- Testing Not Started = 0
- Testing In Progress = 0
- Testing Complete = 7

Percent Complete = 100%

Interface Cycle 3 - Full Integration Testing

Inbound Cycle 3 Full Integration Testing Progress

Inbound Interfaces

- Total ABS Interface Connections = 1
- Total Planned Tests = 0
- Total Completed Tests = 0

Average Performance Outcome = 0 - N/A

Outbound Cycle 3 Full Integration Testing Progress

Outbound Interfaces

- Total ABS Interface Connections = 7
- Total Planned Tests = 5
- Total Completed Tests = 14

Average Performance Outcome = 20 - Satisfactory

UAT Execution

Overall User Story Testing

Combined Counts

- Total Unique Activities = 650
- Planned Testing =
- Actual Testing = 233

Average Performance Outcome = 17 - Inadequate

User Story Testing - Agency Defined Activities

Combined Counts

- Total Unique Activities = 56
- Planned Testing =
- Actual Testing = 8

Average Performance Outcome = 5 - Inadequate

User Story Testing

AAM

- Total Unique Activities = 94
- Planned Testing =
- Actual Testing = 1

Average Performance Outcome = 20 - Satisfactory

AMFR

- Total Unique Activities = 75
- Planned Testing =
- Actual Testing = 28

Average Performance Outcome = 20 - Satisfactory

AR

- Total Unique Activities = 35
- Planned Testing =
- Actual Testing = 10

Average Performance Outcome = 20 - Satisfactory

BK

- Total Unique Activities = 9
- Planned Testing =
- Actual Testing =

Average Performance Outcome = N/A

User Story Testing

BM/CC

- Total Unique Activities = 86
- Planned Testing =
- Actual Testing = 35

Average Performance Outcome = 18 - Satisfactory

CT

- Total Unique Activities = 15
- Planned Testing =
- Actual Testing =

Average Performance Outcome = N/A

DM

- Total Unique Activities = 91
- Planned Testing =
- Actual Testing = 44

Average Performance Outcome = 18 - Satisfactory

GM

- Total Unique Activities = 16
- Planned Testing =
- Actual Testing = 4

Average Performance Outcome = 20 - Satisfactory

User Story Testing

IU

- Total Unique Activities = 81
- Planned Testing =
- Actual Testing = 22

Average Performance Outcome = 20 - Satisfactory

PM

- Total Unique Activities = 47
- Planned Testing =
- Actual Testing = 6

Average Performance Outcome = 16 - Inadequate

PR

- Total Unique Activities = 98
- Planned Testing =
- Actual Testing = 82

Average Performance Outcome = 15 - Inadequate

RA

- Total Unique Activities = 3
- Planned Testing =
- Actual Testing = 1

Average Performance Outcome = 20 - Satisfactory

SAC

- Total Unique Activities =
- Planned Testing =
- Actual Testing =

Average Performance Outcome = N/A

Role Mapping

Total Number of Identified End Users = 92

- Number of End Users in Initial Load = 19
- Number of Enabled End Users in UAT Environment = 20

Percent of End Users in Initial Load = 20.65%

Prerequisite Training

Total Number of Learning Paths for End Users in Initial Load = 86

- UAT Learning Paths Completed = 57

Percent Complete = 66.28%

UAT Participant Identification

Registered Inter/Intraunit Transactions Attendance	Attended Inter/Intraunit Transactions	Registered Working with Projects Attendance	Attended Working with Projects	Registered Customers & Receivables Attendance	Attended Managing Customers & Receivables
3	3	3	3	3	3

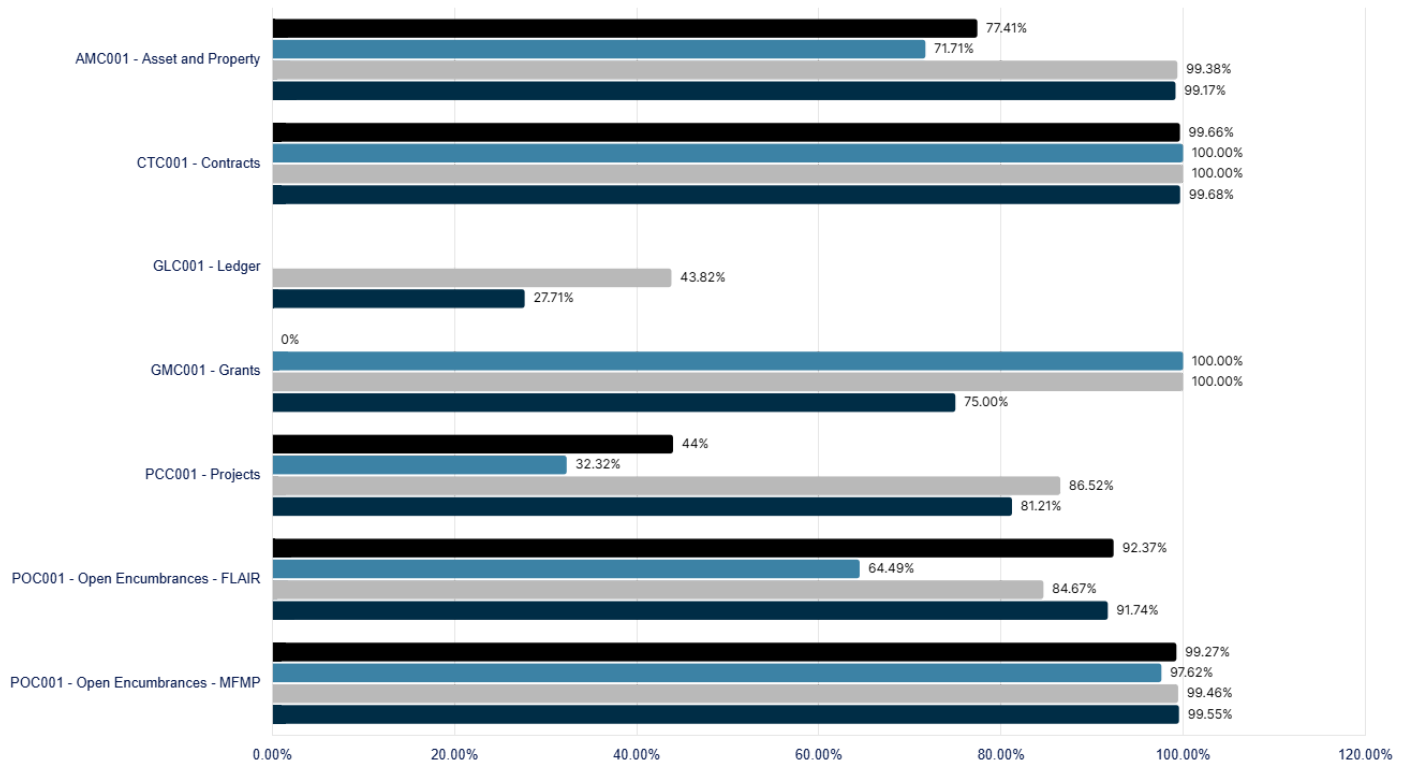
Conversion and Data Readiness

Mock 4 Data Cleansing Status

Conversion Name	Mock 4 - Total Number of Records Received	Mock 4 - Successful Load Percentage	Mock 4 - Data Cleansing Status	Comments
AMC001 - Asset and Property	4716	99.17%	Complete	Mock 4 Comment: Assets with current use funds containing an old budget entity have been updated to a current budget entity. Data cleansing completed. Mock 3 Comment: Assets in GAFR 30 updated.
CTC001 - Contracts	617	99.68%	Complete	Mock 4 Comment: The two contract ID with special characters still need to be address. Closing this task out understanding that these contracts will continue to fail conversion until they have been updated in FACTS. 1/22/26: PALM has suggested that agencies close and reopen contracts with special characters in their titles. Assigned task to BPCA, GS, and F&A 1/21/26. Mock 3 Comment: FACTS has advised agencies to continue to use the Contract ID as it exists today (with special characters).
GLC001 - Ledger	69145	27.71%	Complete	Mock 4 Comment: Work has been done on MBF cleansing. Transactions have been posted; GR Balanced by BE. Need results of Dry Run 1 to determine if anything else fails conversion. Mock 3 Comment: F&A is continuously reviewing the master balance file (MBF) and making adjustments if/when needed. Cleansing will always be ongoing until Go-Live.
GMC001 - Grants	6	75%	Complete	Mock 4 Comment: The one grant that failed conversion has been corrected.
PCC001 - Projects	346	81.21%	Complete	Data cleansing completed. Ongoing maintenance of data is initiated by Budget each month to ensure Project IDs are maintained.

Conversion Load Percentages

● Mock 1 - Successful Load Percentage ● Mock 2 - Successful Load Percentage ● Mock 3 - Successful Load Percentage ● Mock 4 - Successful Load Percentage



Submission

Agency Sponsor Confirmation

The form you are attempting to access is no longer active.

[Smartsheet.com](https://www.smartsheet.com)

DJJ Progress Report Confirmation

Reporting Period	Agency Sponsor Name:	Confirmed By:	Confirmation Date:
March 2026	Heather DiGiacomo	heather.digiacomofldjj.gov	03/30/26
February 2026	Heather DiGiacomo	heather.digiacomofldjj.gov	02/27/26
January 2026	Heather DiGiacomo	heather.digiacomofldjj.gov	01/26/26

DLA Progress Report - Testing

March 2026

Interface Cycle 2 - Technical Testing

Incomplete Cycle 2 Testing Report

Agency Business System	Florida PALM Interface Name	Interface Direction	Status	If not started, what is the expected start date?	Planned testing completion date?	What are the current blockers to being complete?
SQL Reporting	API002 - Inbound Voucher Load	Inbound	In Progress	03/30/26	04/03/26	03/30- PALM feedback received. The file failed due to PALM validation errors (Invalid Origin, Supplier IDs, PO references, closed periods, and Charfield/Combo errors). Data corrections

Inbound Cycle 2 Technical Interface Testing

Inbound Interfaces Planned to be Tested = 2

- Testing Not Started = 0
- Testing In Progress = 1
- Testing Complete = 1

Percent Complete = 50%

Outbound Cycle 2 Technical Interface Testing

Interface Cycle 3 - Full Integration Testing

Inbound Cycle 3 Full Integration Testing Progress

Inbound Interfaces

Total ABS Interface Connections = 2

- Total Planned Tests = 0
- Total Completed Tests = 0

Average Performance Outcome = 0 - N/A

Outbound Cycle 3 Full Integration Testing Progress

Outbound Interfaces

Total ABS Interface Connections = 8

- Total Planned Tests = 0
- Total Completed Tests = 0

Average Performance Outcome = 0 - N/A

UAT Execution

Overall User Story Testing

Combined Counts

- Total Unique Activities = 192
- Planned Testing = 212
- Actual Testing =

Average Performance Outcome = N/A

User Story Testing - Agency Defined Activities

Combined Counts

- Total Unique Activities = 3
- Planned Testing = 3
- Actual Testing =

Average Performance Outcome = N/A

User Story Testing

AAM

- Total Unique Activities = 28
- Planned Testing =
- Actual Testing =

Average Performance Outcome = N/A

AMFR

- Total Unique Activities = 17
- Planned Testing = 50
- Actual Testing =

Average Performance Outcome = N/A

AR

- Total Unique Activities = 24
- Planned Testing = 22
- Actual Testing =

Average Performance Outcome = N/A

BK

- Total Unique Activities = 9
- Planned Testing = 13
- Actual Testing =

Average Performance Outcome = N/A

User Story Testing

BM/CC

- Total Unique Activities = 8
- Planned Testing = 18
- Actual Testing =

Average Performance Outcome = N/A

CT

- Total Unique Activities = 4
- Planned Testing = 9
- Actual Testing =

Average Performance Outcome = N/A

DM

- Total Unique Activities = 28
- Planned Testing =
- Actual Testing =

Average Performance Outcome = N/A

GM

- Total Unique Activities = 4
- Planned Testing = 4
- Actual Testing =

Average Performance Outcome = N/A

User Story Testing

IU

- Total Unique Activities = 13
- Planned Testing = 23
- Actual Testing =

Average Performance Outcome = N/A

PM

- Total Unique Activities = 10
- Planned Testing = 29
- Actual Testing =

Average Performance Outcome = N/A

PR

- Total Unique Activities = 43
- Planned Testing = 42
- Actual Testing =

Average Performance Outcome = N/A

RA

- Total Unique Activities = 2
- Planned Testing =
- Actual Testing =

Average Performance Outcome = N/A

SAC

- Total Unique Activities = 2
- Planned Testing = 2
- Actual Testing =

Average Performance Outcome = N/A

Role Mapping

Total Number of Identified End Users = 25

- Number of End Users in Initial Load = 5

- Number of Enabled End Users in UAT Environment = 10

Percent of End Users in Initial Load = 20%

Prerequisite Training

Total Number of Learning Paths for End Users in Initial Load = 29

- UAT Learning Paths Completed = 26

Percent Complete = 89.66%

UAT Participant Identification

Registered Inter/Intraunit Transactions Attendance	Attended Inter/Intraunit Transactions	Registered Working with Projects Attendance	Attended Working with Projects	Registered Customers & Receivables Attendance	Attended Managing Customers & Receivables
3	3	3	2	3	3

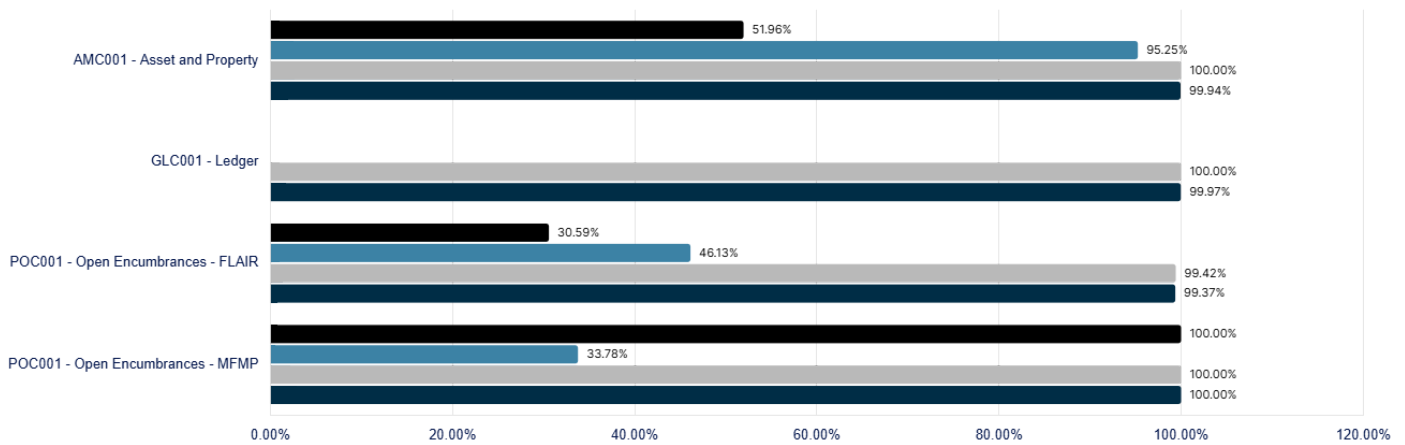
Conversion and Data Readiness

Mock 4 Data Cleansing Status

Conversion Name	Mock 4 - Total Number of Records Received	Mock 4 - Successful Load Percentage	Mock 4 - Data Cleansing Status	Comments
AMC001 - Asset and Property	10479	99.94%	Complete	No errors were found during the conversion
GLC001 - Ledger	100681	99.97%	Complete	No errors were found during the conversion
POC001 - Open Encumbrances	FLAIR - 2838 MFMP - 1298	FLAIR - 99.37% MFMP - 100.00%	Complete	G25013 was updated and G25025 no longer exists in FLAIR

Conversion Load Percentages

● Mock 1 - Successful Load Percentage ● Mock 2 - Successful Load Percentage ● Mock 3 - Successful Load Percentage ● Mock 4 - Successful Load Percentage



Submission

Agency Sponsor Confirmation

The form you are attempting to access is no longer active.

[Smartsheet.com](https://www.smartsheet.com)

DLA Progress Report Confirmation

Reporting Period	Agency Sponsor Name:	Confirmed By:	Confirmation Date:
March 2026	Darlene Faris - Interim	darlene.faris@myfloridalegal.cor	03/31/26
March 2026	Darlene Faris - Interim	darlene.faris@myfloridalegal.cor	03/31/26
February 2026	Darlene Faris - Interim	darlene.faris@myfloridalegal.cor	02/27/26
January 2026	Darlene Faris - Interim	darlene.faris@myfloridalegal.cor	01/30/26

DMA Progress Report - Testing

February 2026

Interface Cycle 2 - Technical Testing

Incomplete Cycle 2 Testing Report

Agency Business System	Florida PALM Interface Name	Interface Direction	Status	If not started, what is the expected start date?	Planned testing completion date?	What are the current blockers to being complete?
ARRO	PRI053 - Inbound DMA Earnings and Taxes File	Inbound	Not Started	02/27/26	02/27/26	Awaiting file from ARRO to test.
ARRO	PRI053 - Inbound DMA Earnings and Taxes File	Inbound	Not Started	02/27/26	02/27/26	Awaiting file from ARRO to test.
ARRO	PRI054 - Inbound DMA New Hire and W-4 File	Inbound	Not Started	02/27/26	02/27/26	Awaiting file from ARRO to test.
ARRO	PRI054 - Inbound DMA New Hire and W-4 File	Inbound	Not Started	02/27/26	02/27/26	Awaiting file from ARRO to test.

Inbound Cycle 2 Technical Interface Testing

Inbound Interfaces Planned to be Tested = 4

- Testing Not Started = 4
- Testing In Progress = 0
- Testing Complete = 0

Percent Complete = 0%

Outbound Cycle 2 Technical Interface Testing

Outbound Interfaces Planned to be Tested = N/A

- Testing Not Started = N/A
- Testing In Progress = N/A
- Testing Complete = N/A

Percent Complete = N/A

Interface Cycle 3 - Full Integration Testing

Inbound Cycle 3 Full Integration Testing Progress

Inbound Interfaces

- Total ABS Interface Connections = 4
- Total Planned Tests = 0
- Total Completed Tests = 0

Average Performance Outcome = 0 - N/A

Outbound Cycle 3 Full Integration Testing Progress

Outbound Interfaces

- Total ABS Interface Connections = 0
- Total Planned Tests = 0
- Total Completed Tests = 0

Average Performance Outcome = 0 - N/A

UAT Execution

Overall User Story Testing

Combined Counts

- Total Unique Activities = 71
- Planned Testing = 71
- Actual Testing = 20

Average Performance Outcome = 20 - Satisfactory

User Story Testing - Agency Defined Activities

Combined Counts

- Total Unique Activities =
- Planned Testing =
- Actual Testing =

Average Performance Outcome = N/A

User Story Testing

AAM

- Total Unique Activities = 21
- Planned Testing = 21
- Actual Testing = 12

Average Performance Outcome = 20 - Satisfactory

AMFR

- Total Unique Activities = 6
- Planned Testing = 6
- Actual Testing = 2

Average Performance Outcome = 20 - Satisfactory

AR

- Total Unique Activities = 11
- Planned Testing = 11
- Actual Testing = 5

Average Performance Outcome = 20 - Satisfactory

BK

- Total Unique Activities = 3
- Planned Testing = 3
- Actual Testing = 1

Average Performance Outcome = 20 - Satisfactory

User Story Testing

BM/CC

- Total Unique Activities = 2
- Planned Testing = 2
- Actual Testing =

Average Performance Outcome = N/A

CT

- Total Unique Activities = 1
- Planned Testing = 1
- Actual Testing =

Average Performance Outcome = N/A

DM

- Total Unique Activities = 11
- Planned Testing = 11
- Actual Testing =

Average Performance Outcome = N/A

GM

- Total Unique Activities = 1
- Planned Testing = 1
- Actual Testing =

Average Performance Outcome = N/A

User Story Testing

IU

- Total Unique Activities = 5
- Planned Testing = 5
- Actual Testing =

Average Performance Outcome = N/A

PM

- Total Unique Activities = 7
- Planned Testing = 7
- Actual Testing =

Average Performance Outcome = N/A

PR

- Total Unique Activities =
- Planned Testing =
- Actual Testing =

Average Performance Outcome = N/A

RA

- Total Unique Activities = 2
- Planned Testing = 2
- Actual Testing =

Average Performance Outcome = N/A

SAC

- Total Unique Activities = 1
- Planned Testing = 1
- Actual Testing =

Average Performance Outcome = N/A

Role Mapping

Total Number of Identified End Users = 30

- Number of End Users in Initial Load = 28

- Number of Enabled End Users in UAT Environment = 29

Percent of End Users in Initial Load = 93.33%

Prerequisite Training

Total Number of Learning Paths for End Users in Initial Load = 123

- UAT Learning Paths Completed = 79

Percent Complete = 64.23%

UAT Participant Identification

Registered Inter/Intraunit Transactions Attendance	Attended Inter/Intraunit Transactions	Registered Working with Projects Attendance	Attended Working with Projects	Registered Customers & Receivables Attendance	Attended Managing Customers & Receivables
3	2	3	2	3	2

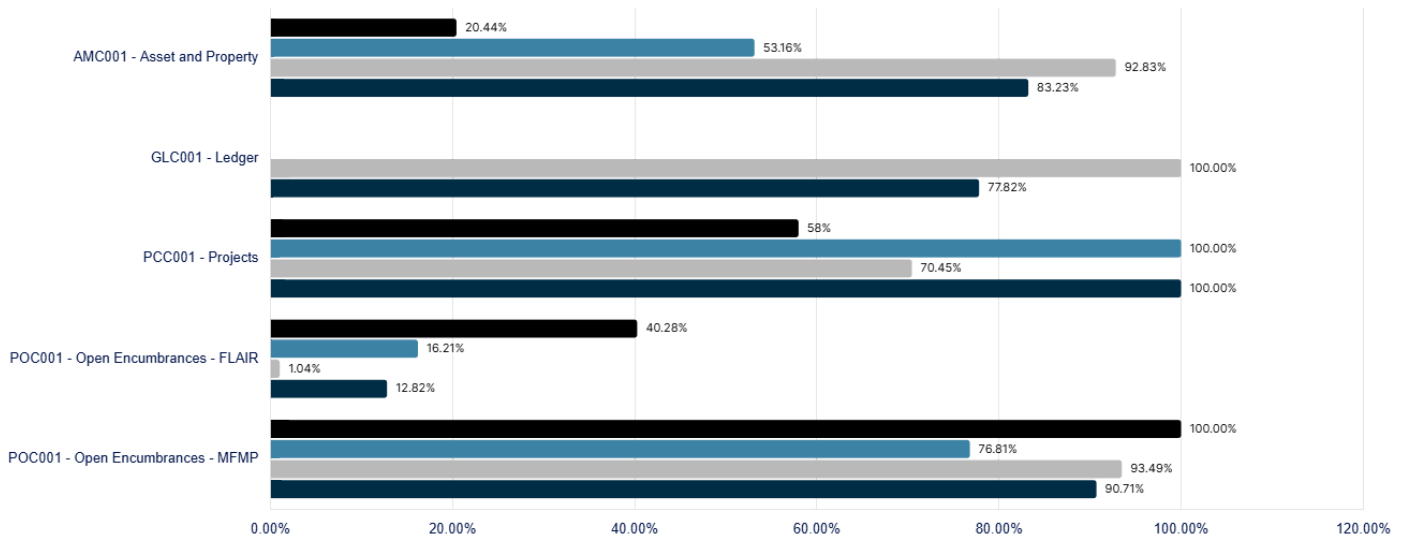
Conversion and Data Readiness

Mock 4 Data Cleansing Status

Conversion Name	Mock 4 - Total Number of Records Received	Mock 4 - Successful Load Percentage	Mock 4 - Data Cleansing Status	Comments
AMC001 - Asset and Property	22881	83.23%	Complete	Errors were confirmed in FLAIR as being non-depreciated items. Unsure of why the error occurred.
GLC001 - Ledger	13887	77.82%	Complete	
PCC001 - Projects	46	100%	Complete	
POC001 - Open Encumbrances	FLAIR - 1186 MFMP - 1980	FLAIR - 12.82% MFMP - 90.71%	Complete	

Conversion Load Percentages

● Mock 1 - Successful Load Percentage ● Mock 2 - Successful Load Percentage ● Mock 3 - Successful Load Percentage ● Mock 4 - Successful Load Percentage



Submission

Agency Sponsor Confirmation

The form you are attempting to access is no longer active.

[Smartsheet.com](https://smartsheet.com)

DMA Progress Report Confirmation

Reporting Period	Agency Sponsor Name:	Confirmed By:	Confirmation Date:
March 2026	COL Adam Curry	adam.m.curry.mil@army.mil	03/31/26
February 2026	COL Adam Curry	adam.m.curry.mil@army.mil	02/24/26
January 2026	COL Adam Curry	adam.m.curry.mil@army.mil	01/27/26

DMS Progress Report - Testing

March 2026

Interface Cycle 3 - Full Integration Testing

Inbound Cycle 3 Full Integration Testing Progress

Inbound Interfaces

- Total ABS Interface Connections = 7
- Total Planned Tests = 24
- Total Completed Tests = 19

Average Performance Outcome = 11.67 - Inadequate

Outbound Cycle 3 Full Integration Testing Progress

Outbound Interfaces

- Total ABS Interface Connections = 6
- Total Planned Tests = 16
- Total Completed Tests = 0

Average Performance Outcome = 0 - N/A

UAT Execution

Overall User Story Testing

Combined Counts

- Total Unique Activities = 110
- Planned Testing = 627
- Actual Testing = 237

Average Performance Outcome = 17 - Inadequate

User Story Testing - Agency Defined Activities

Combined Counts

- Total Unique Activities = 6
- Planned Testing = 19
- Actual Testing = 9

Average Performance Outcome = 20 - Satisfactory

User Story Testing

AAM

- Total Unique Activities = 12
- Planned Testing = 12
- Actual Testing =

Average Performance Outcome = N/A

AMFR

- Total Unique Activities = 9
- Planned Testing = 104
- Actual Testing = 20

Average Performance Outcome = 20 - Satisfactory

AR

- Total Unique Activities = 16
- Planned Testing = 171
- Actual Testing = 43

Average Performance Outcome = 20 - Satisfactory

BK

- Total Unique Activities = 2
- Planned Testing = 30
- Actual Testing = 15

Average Performance Outcome = 20 - Satisfactory

User Story Testing

BM/CC

- Total Unique Activities = 12
- Planned Testing = 27
- Actual Testing = 21

Average Performance Outcome = 11 - Inadequate

CI

- Total Unique Activities =
- Planned Testing =
- Actual Testing =

Average Performance Outcome = N/A

DM

- Total Unique Activities = 33
- Planned Testing = 183
- Actual Testing = 72

Average Performance Outcome = 17 - Inadequate

GM

- Total Unique Activities =
- Planned Testing =
- Actual Testing =

Average Performance Outcome = N/A

User Story Testing

IU

- Total Unique Activities = 17
- Planned Testing = 42
- Actual Testing = 27

Average Performance Outcome = 20 - Satisfactory

PM

- Total Unique Activities = 9
- Planned Testing = 58
- Actual Testing = 39

Average Performance Outcome = 18 - Satisfactory

PR

- Total Unique Activities =
- Planned Testing =
- Actual Testing =

Average Performance Outcome = N/A

RA

- Total Unique Activities =
- Planned Testing =
- Actual Testing =

Average Performance Outcome = N/A

SAC

- Total Unique Activities =
- Planned Testing =
- Actual Testing =

Average Performance Outcome = N/A

Role Mapping

Total Number of Identified End Users = 72

- Number of End Users in Initial Load = 70
- Number of Enabled End Users in UAT Environment = 72

Percent of End Users in Initial Load = 97.22%

Prerequisite Training

Total Number of Learning Paths for End Users in Initial Load = 312

- UAT Learning Paths Completed = 211

Percent Complete = 67.63%

UAT Participant Identification

Registered Inter/Intraunit Transactions Attendance	Attended Inter/Intraunit Transactions	Registered Working with Projects Attendance	Attended Working with Projects	Registered Customers & Receivables Attendance	Attended Managing Customers & Receivables
3	3	3	3	3	3

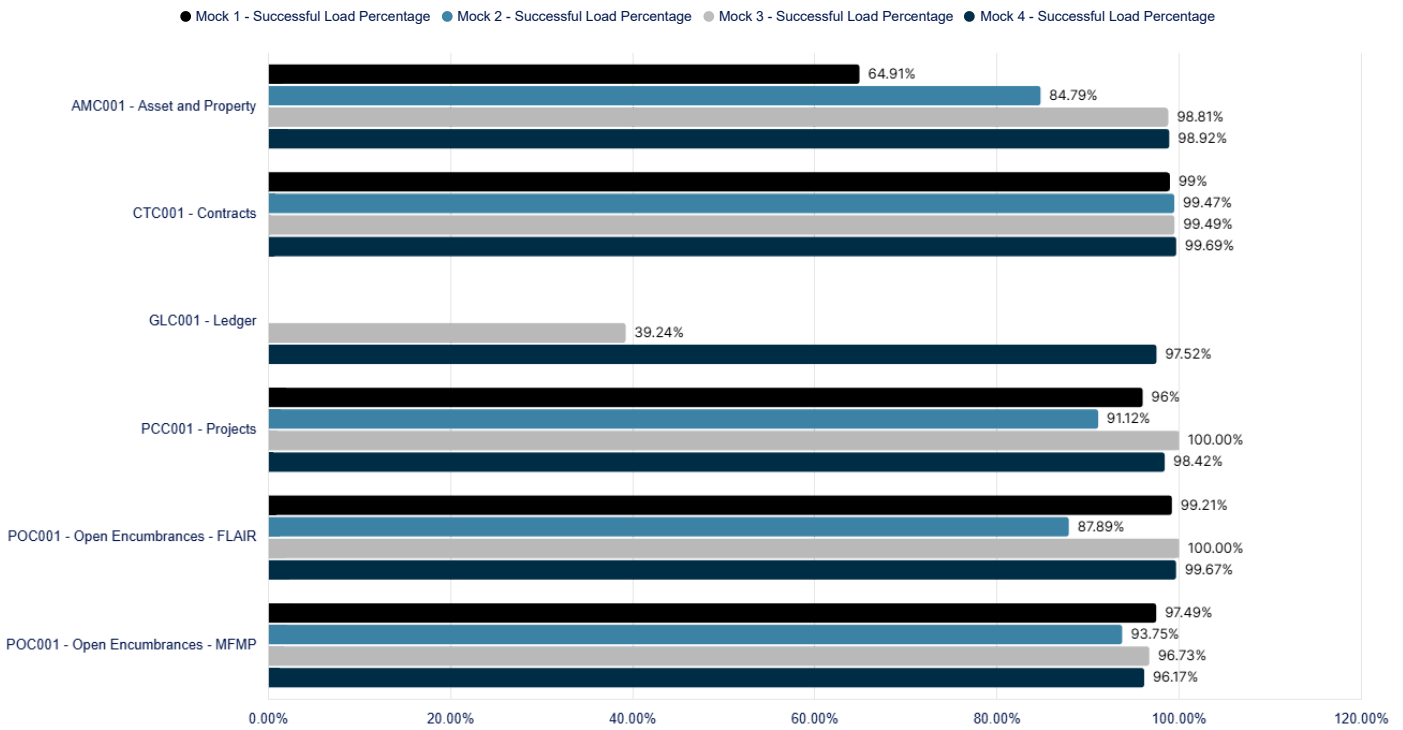
Conversion and Data Readiness

Mock 4 Data Cleansing Status

Conversion Name	Mock 4 - Total Number of Records Received	Mock 4 - Successful Load Percentage	Mock 4 - Data Cleansing Status	Comments
AMC001 - Asset and Property	18030	98.92%	Complete	<p>This data cleansing will be ongoing. Assets are showing up that date back to 1970. Addressing this will take time. May need PALM to create a special category / ORG code for outdated assets still on the inventory.</p> <p>09-25-25: No change. The successful percentage for this data pull indicates it is sufficient for testing.</p> <p>02-24-26: The successful percentage for this data pull has increased with each Mock Conversion. The total is only incrementally less than 100%. This indicates it is sufficient for testing.</p>

CTC001 - Contracts	2223	99.69%	Complete	The successful percentage for this data pull indicates it is sufficient for testing. Cleansing will progress as needed along with testing activities. 09-25-25: No change. 02-24-26: The successful percentage for this data pull has increased with each Mock Conversion. The total is only incrementally less than 100%. This indicates it is sufficient for testing.
GLC001 - Ledger	45717	97.52%	Complete	The GLC001 Validation Spreadsheet shows "Fund is not balanced" and "See error log for details" in several fields in the K column. We have determined that the 69600 PALM Fund Code is not matched properly with the associated FLAIR Fund Code(s). That is something that we don't think we are able to fix. Per PALM on 09-16-25: In this case, the Florida PALM column has a "0" in the formula to represent that the balance was not converted into Florida PALM and the comment instructs the agency to review the provided error log to identify the why the Journals are in error. 11-7-25: GL chart fields were balanced during the normal year end procedures. No other action required. 02-24-26: The successful percentage for this data pull has increased with each Mock Conversion. The total is only incrementally less than 100%. This indicates it is sufficient for testing.
PCC001 - Projects	1331	98.42%	Complete	The successful percentage for this data pull indicates it is sufficient for testing. Cleansing will progress as needed along with testing activities. 09-25-25: No change. 02-24-26: The successful percentage for this data pull has increased with each Mock Conversion. The total is only incrementally less than 100%. This indicates it is sufficient for testing.
POC001 - Open Encumbrances	FLAIR - 1212 MFMP - 5900	FLAIR - 99.67% MFMP - 96.17%	Complete	The successful percentage for this data pull indicates it is sufficient for testing. Cleansing will progress as needed along with testing activities. 09-25-25: No change. 02-24-26: The successful percentage for this data pull has increased with each Mock Conversion. The total is only incrementally less than 100%. This indicates it is sufficient for testing.

Conversion Load Percentages



Submission

Agency Sponsor Confirmation

The form you are attempting to access is no longer active.

[Smartsheet.com](https://www.smartsheet.com)

DMS Progress Report Confirmation

Reporting Period	Agency Sponsor Name:	Confirmed By:	Confirmation Date:
March 2026	Lance Dyal	lance.dyal@dms.fl.gov	03/31/26
February 2026	Lance Dyal	lance.dyal@dms.fl.gov	02/27/26
January 2026	Lance Dyal	lance.dyal@dms.fl.gov	01/30/26

DOAH Progress Report - Testing

March 2026

Interface Cycle 3 - Full Integration Testing

Inbound Cycle 3 Full Integration Testing Progress

Inbound Interfaces

Total ABS Interface Connections = 0

- Total Planned Tests = 0

- Total Completed Tests = 0

Average Performance Outcome = 0 - N/A

Outbound Cycle 3 Full Integration Testing Progress

Outbound Interfaces

Total ABS Interface Connections = 1

- Total Planned Tests = 0

- Total Completed Tests = 0

Average Performance Outcome = 0 - N/A

UAT Execution

Overall User Story Testing

Combined Counts

- Total Unique Activities = 132

- Planned Testing =

- Actual Testing =

Average Performance Outcome = N/A

User Story Testing - Agency Defined Activities

Combined Counts

- Total Unique Activities =

- Planned Testing =

- Actual Testing =

Average Performance Outcome = N/A

User Story Testing

AAM

- Total Unique Activities = 22

- Planned Testing =

- Actual Testing =

Average Performance Outcome = N/A

AMFR

- Total Unique Activities = 10

- Planned Testing =

- Actual Testing =

Average Performance Outcome = N/A

AR

- Total Unique Activities = 14

- Planned Testing =

- Actual Testing =

Average Performance Outcome = N/A

BK

- Total Unique Activities =

- Planned Testing =

- Actual Testing =

Average Performance Outcome = N/A

User Story Testing

BM/CC

- Total Unique Activities = 7

- Planned Testing =

- Actual Testing =

Average Performance Outcome = N/A

CT

- Total Unique Activities = 2

- Planned Testing =

- Actual Testing =

Average Performance Outcome = N/A

DM

- Total Unique Activities = 23

- Planned Testing =

- Actual Testing =

Average Performance Outcome = N/A

GM

- Total Unique Activities =

- Planned Testing =

- Actual Testing =

Average Performance Outcome = N/A

User Story Testing

IU

- Total Unique Activities = 11

- Planned Testing =

- Actual Testing =

Average Performance Outcome = N/A

PM

- Total Unique Activities = 2

- Planned Testing =

- Actual Testing =

Average Performance Outcome = N/A

PR

- Total Unique Activities = 30

- Planned Testing =

- Actual Testing =

Average Performance Outcome = N/A

RA

- Total Unique Activities =

- Planned Testing =

- Actual Testing =

Average Performance Outcome = N/A

SAC

- Total Unique Activities = 1

- Planned Testing =

- Actual Testing =

Average Performance Outcome = N/A

Role Mapping

Total Number of Identified End Users = 11

- Number of End Users in Initial Load = 10

- Number of Enabled End Users in UAT Environment = 10

Percent of End Users in Initial Load = 90.91%

Prerequisite Training

Total Number of Learning Paths for End Users in Initial Load = 66

- UAT Learning Paths Completed = 56

Percent Complete = 84.85%

UAT Participant Identification

Registered Inter/Intraunit Transactions Attendance	Attended Inter/Intraunit Transactions	Registered Working with Projects Attendance	Attended Working with Projects	Registered Customers & Receivables Attendance	Attended Managing Customers & Receivables
3	2	0	0	3	3

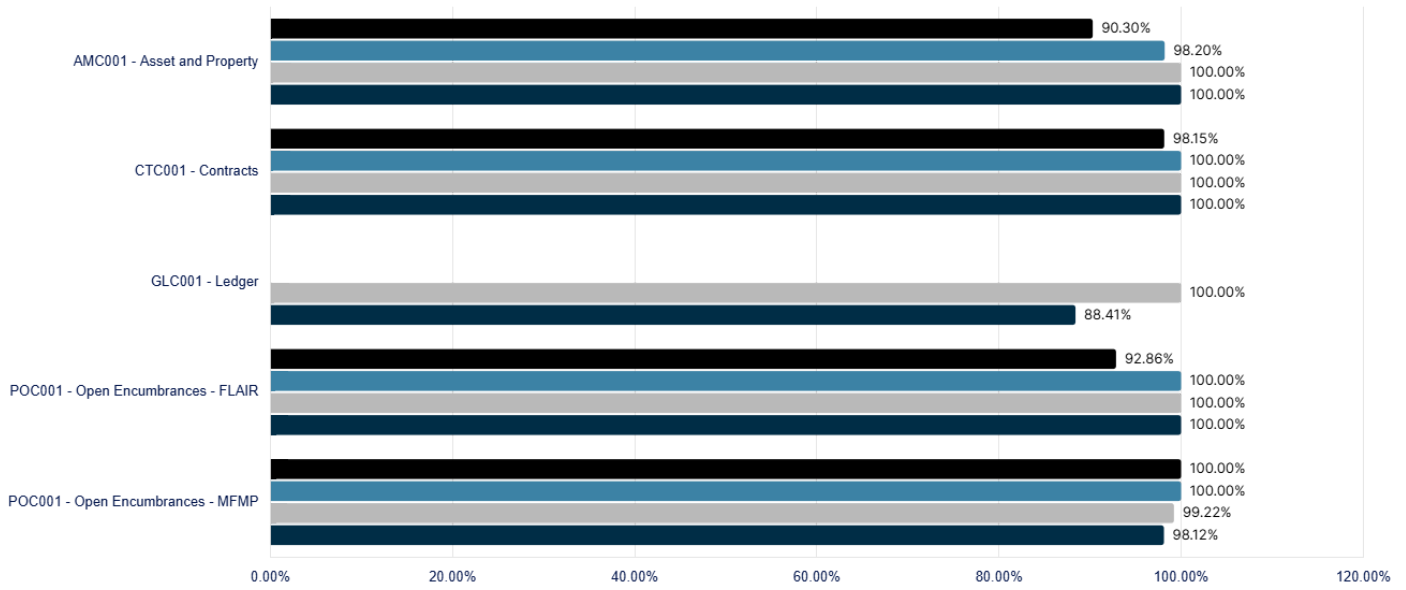
Conversion and Data Readiness

Mock 4 Data Cleansing Status

Conversion Name	Mock 4 - Total Number of Records Received	Mock 4 - Successful Load Percentage	Mock 4 - Data Cleansing Status	Comments
AMC001 - Asset and Property	1014	100%	Complete	
CTC001 - Contracts	18	100%	Complete	
GLC001 - Ledger	1268	88.41%	Complete	
POC001 - Open Encumbrances	FLAIR - 50 MFMP - 744	FLAIR - 100.00% MFMP - 98.12%	Complete	

Conversion Load Percentages

● Mock 1 - Successful Load Percentage ● Mock 2 - Successful Load Percentage ● Mock 3 - Successful Load Percentage ● Mock 4 - Successful Load Percentage



Submission

Agency Sponsor Confirmation

The form you are attempting to access is no longer active.

[Smartsheet.com](https://www.smartsheet.com)

DOAH Progress Report Confirmation

Reporting Period	Agency Sponsor Name:	Confirmed By:	Confirmation Date:
March 2026	Megan S. Silver	megan.silver@doah.state.fl.us	03/30/26
February 2026	Megan S. Silver	megan.silver@doah.state.fl.us	02/26/26
January 2026	Megan S. Silver	megan.silver@doah.state.fl.us	01/30/26

DOE Progress Report - Testing

March 2026

Interface Cycle 2 - Technical Testing

Incomplete Cycle 2 Testing Report

Agency Business System	Florida PALM Interface Name	Interface Direction	Status	If not started, what is the expected start date?	Planned testing completion date?	What are the current blockers to being complete?
FLDOE Florida Grants System (FLAGS)	API002 - Inbound Voucher Load	Inbound	Not Started	02/27/26	04/15/26	Small project team managing out of office time.
Client Rehabilitation Informational System (AWARE)	API020 - Outbound Supplier Data	Outbound	In Progress	03/27/26	04/15/26	No longer need API020 file tested.
FLDOE Florida Grants System (FLAGS)	IUI002 - Inbound Inter-IntraUnit Interface	Inbound	Not Started	03/20/26	04/15/26	Small project team managing out of office time.
FLDOE Florida Grants System (FLAGS)	IUI003 - Outbound Inter-IntraUnit Interface	Outbound	Not Started	03/20/26	04/15/26	Small project team managing out of office time.
FLDOE Florida Grants System (FLAGS)	PCI001 - Outbound Project Information Extract	Outbound	In Progress	03/20/26	04/15/26	Small project team managing out of office time.
FLDOE Florida Grants System (FLAGS)	POI002 - Inbound Encumbrance Load	Inbound	Not Started	03/27/26	04/15/26	Small project team managing out of office time.
FLDOE Florida Grants System (FLAGS)	SDI008 - Outbound SpeedKey	Outbound	In Progress		04/15/26	Small project team managing out of office time.
Client Rehabilitation Informational System (AWARE)	API031 - Outbound Voucher and Payment Extract	Outbound	In Progress	02/27/26	03/06/26	Unable to retrieve file from PALM MFT (not present)
TraQ System	AMI010 - Inbound Asset Physical Inventory Scanner File Load	Inbound	In Progress		03/13/26	PALM Project experiencing problems impacting testing interface file.
Client Rehabilitation Informational System (AWARE)	POI001 - Outbound Encumbrance Extract	Outbound	In Progress		03/27/26	Scheduling system time to test outbound interface.
Client Rehabilitation Informational System (AWARE)	API002 - Inbound Voucher Load	Inbound	In Progress	03/30/26	04/03/26	Delays in processing by the PALM Tech Team. The last test file was submitted on March 18th and not processed until March 25th.

Inbound Cycle 2 Technical Interface Testing

Inbound Interfaces Planned to be Tested = 6

- Testing Not Started = 3
- Testing In Progress = 2
- Testing Complete = 1

Percent Complete = 16.67%

Outbound Cycle 2 Technical Interface Testing

Outbound Interfaces Planned to be Tested = 7

- Testing Not Started = 1
- Testing In Progress = 5
- Testing Complete = 1

Percent Complete = 14.29%

Interface Cycle 3 - Full Integration Testing

Inbound Cycle 3 Full Integration Testing Progress

Inbound Interfaces

Total ABS Interface Connections = 6

- Total Planned Tests = 12
- Total Completed Tests = 0

Average Performance Outcome = 0 - N/A

Outbound Cycle 3 Full Integration Testing Progress

Outbound Interfaces

Total ABS Interface Connections = 6

- Total Planned Tests = 12
- Total Completed Tests = 0

Average Performance Outcome = 0 - N/A

UAT Execution

Overall User Story Testing

Combined Counts

- Total Unique Activities = 254
- Planned Testing =
- Actual Testing = 153

Average Performance Outcome = 19 - Satisfactory

User Story Testing - Agency Defined Activities

Combined Counts

- Total Unique Activities = 41
- Planned Testing =
- Actual Testing = 11

Average Performance Outcome = 10 - Inadequate

User Story Testing

AAM

- Total Unique Activities = 48
- Planned Testing =
- Actual Testing = 1

Average Performance Outcome = 20 - Satisfactory

AMFR

- Total Unique Activities = 31
- Planned Testing =
- Actual Testing =

Average Performance Outcome = N/A

User Story Testing

BM/CC

- Total Unique Activities = 9
- Planned Testing =
- Actual Testing =

Average Performance Outcome = N/A

CI

- Total Unique Activities = 2
- Planned Testing =
- Actual Testing =

Average Performance Outcome = N/A

User Story Testing

IU

- Total Unique Activities = 15
- Planned Testing =
- Actual Testing =

Average Performance Outcome = N/A

PM

- Total Unique Activities = 11
- Planned Testing =
- Actual Testing =

Average Performance Outcome = N/A

AR

- Total Unique Activities = 23
- Planned Testing =
- Actual Testing =

Average Performance Outcome = N/A

BK

- Total Unique Activities = 6
- Planned Testing =
- Actual Testing =

Average Performance Outcome = N/A

DM

- Total Unique Activities = 96
- Planned Testing =
- Actual Testing = 151

Average Performance Outcome = 20 - Satisfactory

GM

- Total Unique Activities =
- Planned Testing =
- Actual Testing =

Average Performance Outcome = N/A

PR

- Total Unique Activities = 9
- Planned Testing =
- Actual Testing = 1

Average Performance Outcome = 10 - Inadequate

RA

- Total Unique Activities = 2
- Planned Testing =
- Actual Testing =

Average Performance Outcome = N/A

SAC

- Total Unique Activities = 2
- Planned Testing =
- Actual Testing =

Average Performance Outcome = N/A

Role Mapping

Total Number of Identified End Users = 131

- Number of End Users in Initial Load = 130
- Number of Enabled End Users in UAT Environment = 129

Percent of End Users in Initial Load = 99.24%

Prerequisite Training

Total Number of Learning Paths for End Users in Initial Load = 1035

- UAT Learning Paths Completed = 1035

Percent Complete = 100%

UAT Participant Identification

Registered Inter/Intraunit Transactions Attendance	Attended Inter/Intraunit Transactions	Registered Working with Projects Attendance	Attended Working with Projects	Registered Customers & Receivables Attendance	Attended Managing Customers & Receivables
3	3	3	3	3	3

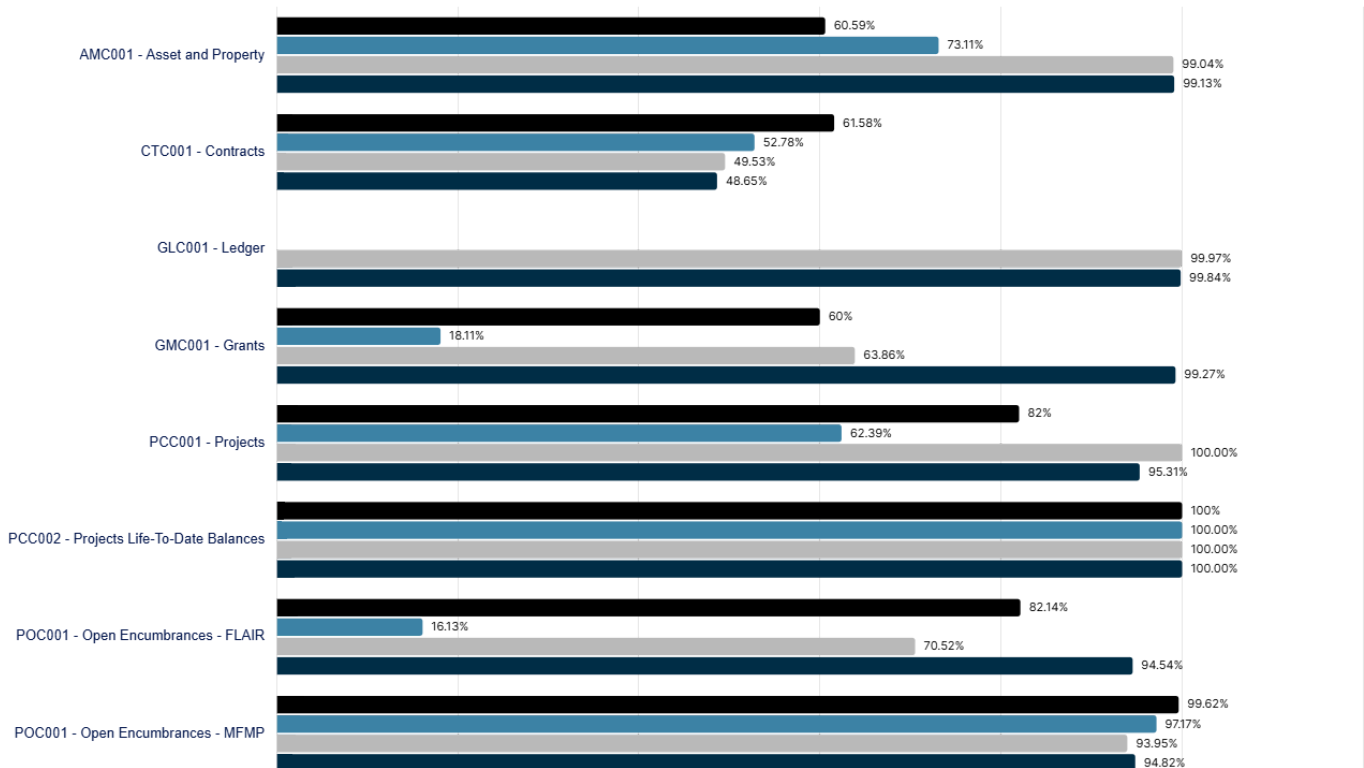
Conversion and Data Readiness

Mock 4 Data Cleansing Status

Conversion Name	Mock 4 - Total Number of Records Received	Mock 4 - Successful Load Percentage	Mock 4 - Data Cleansing Status	Comments
AMC001 - Asset and Property	5499	99.13%	Complete	
CTC001 - Contracts	8492	48.65%	Complete	
GLC001 - Ledger	339739	99.84%	Complete	
GMC001 - Grants	818	99.27%	Complete	
PCC001 - Projects	1536	95.31%	Complete	
PCC002 - Projects Life-To-Date Balances	2418	100%	Complete	
POC001 - Open Encumbrances	FLAIR - 4285 MFMP - 8090	FLAIR - 94.54% MFMP - 94.82%	Complete	

Conversion Load Percentages

● Mock 1 - Successful Load Percentage ● Mock 2 - Successful Load Percentage ● Mock 3 - Successful Load Percentage ● Mock 4 - Successful Load Percentage



0.00%

20.00%

40.00%

60.00%

80.00%

100.00%

120.00%

Submission

Agency Sponsor Confirmation

The form you are attempting to access is no longer active.

[Smartsheet.com](https://www.smartsheet.com)

DOE Progress Report Confirmation

Reporting Period	Agency Sponsor Name:	Confirmed By:	Confirmation Date:
March 2026	Suzanne Pridgeon	suzanne.pridgeon@fldoe.org	03/30/26
February 2026	Suzanne Pridgeon	suzanne.pridgeon@fldoe.org	02/24/26
January 2026	Matt Kirkland	matt.kirkland@fldoe.org	02/02/26

DOEA Progress Report - Testing

March 2026

UAT Execution

Overall User Story Testing

Combined Counts

- Total Unique Activities = 133
- Planned Testing = 120
- Actual Testing = 52

Average Performance Outcome = 19 - Satisfactory

User Story Testing - Agency Defined Activities

Combined Counts

- Total Unique Activities = 179
- Planned Testing = 61
- Actual Testing = 15

Average Performance Outcome = 20 - Satisfactory

User Story Testing

AAM

- Total Unique Activities = 8
- Planned Testing = 15
- Actual Testing = 2

Average Performance Outcome = 10 - Inadequate

AMFR

- Total Unique Activities = 8
- Planned Testing = 9
- Actual Testing = 1

Average Performance Outcome = 20 - Satisfactory

AR

- Total Unique Activities = 18
- Planned Testing = 10
- Actual Testing =

Average Performance Outcome = N/A

BK

- Total Unique Activities =
- Planned Testing =
- Actual Testing =

Average Performance Outcome = N/A

User Story Testing

BM/CC

- Total Unique Activities = 23
- Planned Testing = 24
- Actual Testing = 8

Average Performance Outcome = 20 - Satisfactory

CT

- Total Unique Activities = 1
- Planned Testing =
- Actual Testing =

Average Performance Outcome = N/A

DM

- Total Unique Activities = 31
- Planned Testing = 31
- Actual Testing = 15

Average Performance Outcome = 20 - Satisfactory

GM

- Total Unique Activities = 3
- Planned Testing = 1
- Actual Testing =

Average Performance Outcome = N/A

User Story Testing

IU

- Total Unique Activities = 18
- Planned Testing = 18
- Actual Testing = 17

Average Performance Outcome = 20 - Satisfactory

PM

- Total Unique Activities = 9
- Planned Testing = 12
- Actual Testing = 8

Average Performance Outcome = 18 - Satisfactory

PR

- Total Unique Activities = 12
- Planned Testing =
- Actual Testing =

Average Performance Outcome = N/A

RA

- Total Unique Activities = 2
- Planned Testing =
- Actual Testing = 1

Average Performance Outcome = 20 - Satisfactory

SAC

- Total Unique Activities =
- Planned Testing =
- Actual Testing =

Average Performance Outcome = N/A

Role Mapping

Total Number of Identified End Users = 30

- Number of End Users in Initial Load = 29
- Number of Enabled End Users in UAT Environment = 29

Percent of End Users in Initial Load = 96.67%

Prerequisite Training

Total Number of Learning Paths for End Users in Initial Load = 107

- UAT Learning Paths Completed = 55

Percent Complete = 51.4%

UAT Participant Identification

Registered Inter/Intraunit Transactions Attendance	Attended Inter/Intraunit Transactions	Registered Working with Projects Attendance	Attended Working with Projects	Registered Customers & Receivables Attendance	Attended Managing Customers & Receivables
3	3	3	2	3	3

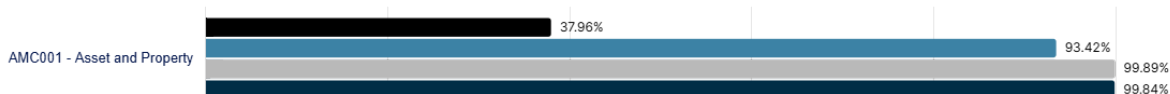
Conversion and Data Readiness

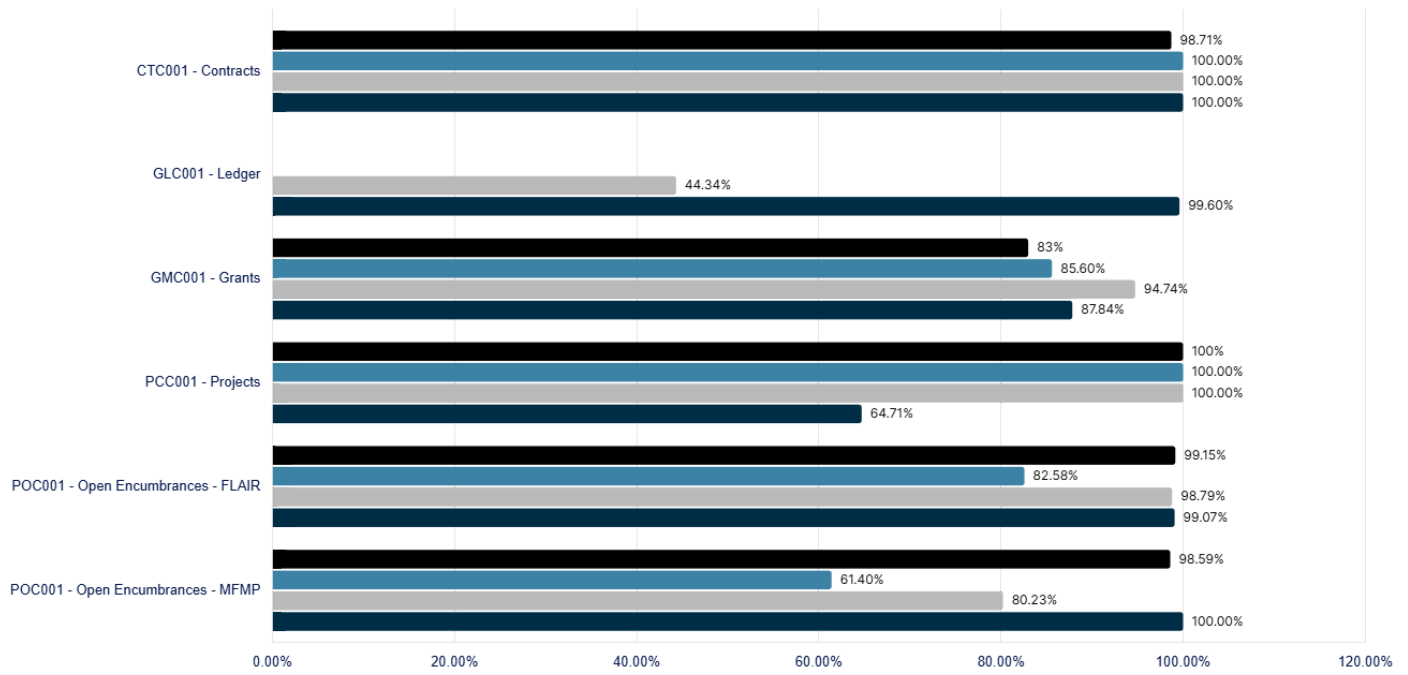
Mock 4 Data Cleansing Status

Conversion Name	Mock 4 - Total Number of Records Received	Mock 4 - Successful Load Percentage	Mock 4 - Data Cleansing Status	Comments
AMC001 - Asset and Property	5559	99.84%	Complete	
CTC001 - Contracts	1584	100%	Complete	
GLC001 - Ledger	51593	99.60%	Complete	Working to clean up master files due to old grant balances that are no longer effective.
GMC001 - Grants	130	87.84%	Complete	Updated 0.00 Grants in FACTS
PCC001 - Projects	17	64.71%	Complete	Reviewing additional errors
POC001 - Open Encumbrances	FLAIR - 3013 MFMP - 608	FLAIR - 99.07% MFMP - 100.00%	Complete	Errors related to Project ID use, may need to evaluate Project related encumbrances to add Project ID before Go-Live

Conversion Load Percentages

● Mock 1 - Successful Load Percentage ● Mock 2 - Successful Load Percentage ● Mock 3 - Successful Load Percentage ● Mock 4 - Successful Load Percentage





Submission

Agency Sponsor Confirmation

The form you are attempting to access is no longer active.

[Smartsheet.com](https://www.smartsheet.com)

DOEA Progress Report Confirmation

Reporting Period	Agency Sponsor Name:	Confirmed By:	Confirmation Date:
March 2026	Teresa Johnson	johnsont@elderaffairs.org	03/31/26
February 2026	Teresa Johnson	johnsont@elderaffairs.org	02/27/26
January 2026	Teresa Johnson	johnsont@elderaffairs.org	01/30/26

DOH Progress Report - Testing

March 2026

Interface Cycle 2 - Technical Testing

Incomplete Cycle 2 Testing Report

Agency Business System	Florida PALM Interface Name	Interface Direction	Status	If not started, what is the expected start date?	Planned testing completion date?	What are the current blockers to being complete?
Asset Management System (AMS)	AMI006 - Inbound Asset Additions, Adjustments and Revisions Update	Inbound	In Progress		02/27/26	This file is outstanding with PALM team. Per Ran's email on 3/27/2026 we were to receive it earlier in the month of March. The DOH team is ready to confirm this file once received from PALM.

Inbound Cycle 2 Technical Interface Testing

Inbound Interfaces Planned to be Tested = 28

- Testing Not Started = 0
- Testing In Progress = 1
- Testing Complete = 27

Percent Complete = 96.43%

Outbound Cycle 2 Technical Interface Testing

Outbound Interfaces Planned to be Tested = 98

- Testing Not Started = 0
- Testing In Progress = 0
- Testing Complete = 98

Percent Complete = 100%

Interface Cycle 3 - Full Integration Testing

Inbound Cycle 3 Full Integration Testing Progress

Inbound Interfaces

Total ABS Interface Connections = 28

- Total Planned Tests = 18
- Total Completed Tests = 23

Average Performance Outcome = 20 - Satisfactory

Outbound Cycle 3 Full Integration Testing Progress

Outbound Interfaces

Total ABS Interface Connections = 98

- Total Planned Tests = 47
- Total Completed Tests = 726

Average Performance Outcome = 18.51 - Satisfactory

UAT Execution

Overall User Story Testing

Combined Counts

- Total Unique Activities = 110
- Planned Testing = 1180
- Actual Testing = 777

Average Performance Outcome = 20 - Satisfactory

User Story Testing - Agency Defined Activities

Combined Counts

- Total Unique Activities =
- Planned Testing =
- Actual Testing =

Average Performance Outcome = N/A

User Story Testing

AAM

- Total Unique Activities = 15
- Planned Testing = 80
- Actual Testing = 146

Average Performance Outcome = 20 - Satisfactory

AMFR

- Total Unique Activities = 6
- Planned Testing = 470
- Actual Testing = 157

Average Performance Outcome = 20 - Satisfactory

AR

- Total Unique Activities = 17
- Planned Testing = 85
- Actual Testing = 25

Average Performance Outcome = 20 - Satisfactory

BK

- Total Unique Activities = 1
- Planned Testing = 5
- Actual Testing =

Average Performance Outcome = N/A

User Story Testing

BM/CC

- Total Unique Activities = 12
- Planned Testing = 180
- Actual Testing = 143

Average Performance Outcome = 20 - Satisfactory

CT

- Total Unique Activities = 2
- Planned Testing = 10
- Actual Testing = 2

Average Performance Outcome = 20 - Satisfactory

DM

- Total Unique Activities = 44
- Planned Testing = 240
- Actual Testing = 242

Average Performance Outcome = 20 - Satisfactory

GM

- Total Unique Activities = 3
- Planned Testing = 15
- Actual Testing = 1

Average Performance Outcome = 20 - Satisfactory

User Story Testing

IU

- Total Unique Activities = 9
- Planned Testing = 45
- Actual Testing = 51

Average Performance Outcome = 20 - Satisfactory

PM

- Total Unique Activities = 1
- Planned Testing = 50
- Actual Testing = 10

Average Performance Outcome = 20 - Satisfactory

PR

- Total Unique Activities =
- Planned Testing =
- Actual Testing =

Average Performance Outcome = N/A

RA

- Total Unique Activities =
- Planned Testing =
- Actual Testing =

Average Performance Outcome = N/A

SAC

- Total Unique Activities =
- Planned Testing =
- Actual Testing =

Average Performance Outcome = N/A

Role Mapping

Total Number of Identified End Users = 416

- Number of End Users in Initial Load = 48
- Number of Enabled End Users in UAT Environment = 48

Prerequisite Training

Total Number of Learning Paths for End Users in Initial Load = 178

- UAT Learning Paths Completed = 130

Percent Complete = 73.03%

Percent of End Users in Initial Load = 11.54%

UAT Participant Identification

Registered Inter/Intraunit Transactions Attendance	Attended Inter/Intraunit Transactions	Registered Working with Projects Attendance	Attended Working with Projects	Registered Customers & Receivables Attendance	Attended Managing Customers & Receivables
3	3	3	3	3	3

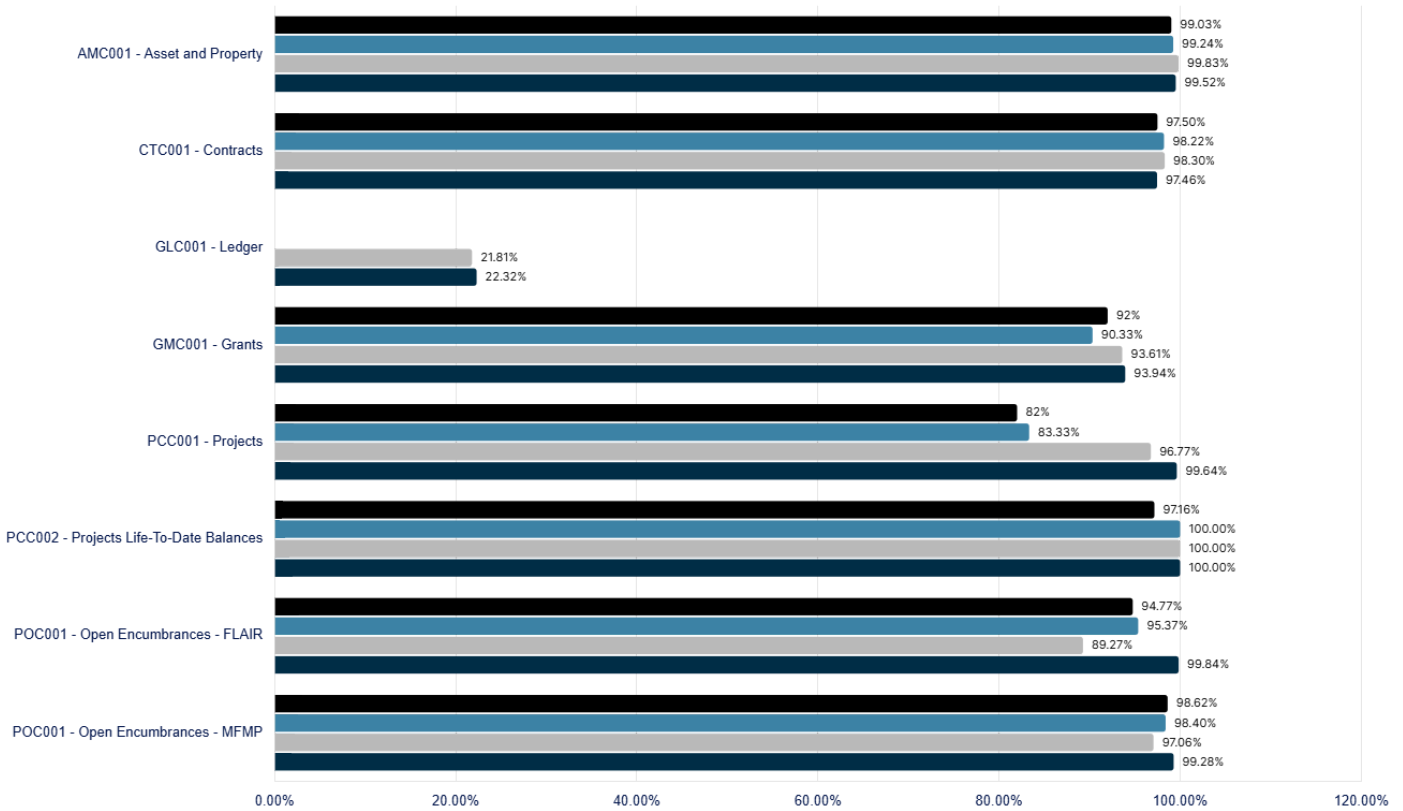
Conversion and Data Readiness

Mock 4 Data Cleansing Status

Conversion Name	Mock 4 - Total Number of Records Received	Mock 4 - Successful Load Percentage	Mock 4 - Data Cleansing Status	Comments
AMC001 - Asset and Property	48462	99.52%	Complete	
CTC001 - Contracts	7980	97.46%	In Progress	DOH has attempted to complete and clean up data as much as possible. This will continue to remain work in progress.
GLC001 - Ledger	392714	22.32%	In Progress	DOH has asked for a meeting with the PALM project to address this. DOH has attempted to complete and clean up data as much as possible. This will continue to remain work in progress.
GMC001 - Grants	2790	93.94%	In Progress	DOH has attempted to complete and clean up data as much as possible. This will continue to remain work in progress.
PCC001 - Projects	274	99.64%	In Progress	DOH has attempted to complete and clean up data as much as possible. This will continue to remain work in progress.
PCC002 - Projects Life-To-Date	1694	100%	In Progress	DOH has attempted to complete and clean up data as much as possible. This will continue to remain

Conversion Load Percentages

● Mock 1 - Successful Load Percentage ● Mock 2 - Successful Load Percentage ● Mock 3 - Successful Load Percentage ● Mock 4 - Successful Load Percentage



Submission

Agency Sponsor Confirmation

The form you are attempting to access is no longer active.

[Smartsheet.com](https://smartsheet.com)

DOH Progress Report Confirmation

Reporting Period	Agency Sponsor Name:	Confirmed By:	Confirmation Date:
March 2026	Robert Herron	robert.herron@flhealth.gov	03/30/26
February 2026	Robert Herron	robert.herron@flhealth.gov	02/27/26
January 2026	Robert Herron	robert.herron@flhealth.gov	01/27/26

DOL Progress Report - Testing

March 2026

Interface Cycle 2 - Technical Testing

Incomplete Cycle 2 Testing Report

Agency Business System	Florida PALM Interface Name	Interface Direction	Status	If not started, what is the expected start date?	Planned testing completion date?	What are the current blockers to being complete?
General Ledger	AMI008 - Inbound Asset Physical Inventory CSV File	Inbound	In Progress		03/31/26	Project is currently reviewing inbound interface.

Inbound Cycle 2 Technical Interface Testing

Inbound Interfaces Planned to be Tested = 2

- Testing Not Started = 0
- Testing In Progress = 1
- Testing Complete = 1

Percent Complete = 50%

Outbound Cycle 2 Technical Interface Testing

Outbound Interfaces Planned to be Tested = 13

- Testing Not Started = 0
- Testing In Progress = 0
- Testing Complete = 13

Percent Complete = 100%

Interface Cycle 3 - Full Integration Testing

Inbound Cycle 3 Full Integration Testing Progress

Inbound Interfaces

Total ABS Interface Connections = 2

- Total Planned Tests = 0
- Total Completed Tests = 0

Average Performance Outcome = 0 - N/A

Outbound Cycle 3 Full Integration Testing Progress

Outbound Interfaces

Total ABS Interface Connections = 13

- Total Planned Tests = 0
- Total Completed Tests = 0

Average Performance Outcome = 0 - N/A

UAT Execution

Overall User Story Testing

Combined Counts

- Total Unique Activities = 153
- Planned Testing =
- Actual Testing = 102

Average Performance Outcome = 20 - Satisfactory

User Story Testing - Agency Defined Activities

Combined Counts

- Total Unique Activities =
- Planned Testing =
- Actual Testing =

Average Performance Outcome = N/A

User Story Testing

AAM

- Total Unique Activities = 28
- Planned Testing =
- Actual Testing =

Average Performance Outcome = N/A

AMFR

- Total Unique Activities = 17
- Planned Testing =
- Actual Testing = 30

Average Performance Outcome = 20 - Satisfactory

AR

- Total Unique Activities = 25
- Planned Testing =
- Actual Testing =

Average Performance Outcome = N/A

BK

- Total Unique Activities = 5
- Planned Testing =
- Actual Testing =

Average Performance Outcome = N/A

User Story Testing

BM/CC

- Total Unique Activities = 8
- Planned Testing =
- Actual Testing = 18

Average Performance Outcome = 20 - Satisfactory

CT

- Total Unique Activities =
- Planned Testing =
- Actual Testing =

Average Performance Outcome = N/A

DM

- Total Unique Activities = 26
- Planned Testing =
- Actual Testing = 36

Average Performance Outcome = 20 - Satisfactory

GM

- Total Unique Activities =
- Planned Testing =
- Actual Testing =

Average Performance Outcome = N/A

User Story Testing

IU

- Total Unique Activities = 12
- Planned Testing =
- Actual Testing = 16

Average Performance Outcome = 20 - Satisfactory

PM

- Total Unique Activities =
- Planned Testing =
- Actual Testing =

Average Performance Outcome = N/A

PR

- Total Unique Activities = 29
- Planned Testing =
- Actual Testing =

Average Performance Outcome = N/A

RA

- Total Unique Activities = 2
- Planned Testing =
- Actual Testing =

Average Performance Outcome = N/A

SAC

- Total Unique Activities = 1
- Planned Testing =
- Actual Testing = 2

Average Performance Outcome = 20 - Satisfactory

Role Mapping

Total Number of Identified End Users = 24

- Number of End Users in Initial Load = 20
- Number of Enabled End Users in UAT Environment = 20

Prerequisite Training

Total Number of Learning Paths for End Users in Initial Load = 63

- UAT Learning Paths Completed = 19

Percent Complete = 30.16%

Percent of End Users in Initial Load = 83.33%

UAT Participant Identification

Registered Inter/Intraunit Transactions Attendance	Attended Inter/Intraunit Transactions	Registered Working with Projects Attendance	Attended Working with Projects	Registered Customers & Receivables Attendance	Attended Managing Customers & Receivables
3	2	0	0	2	2

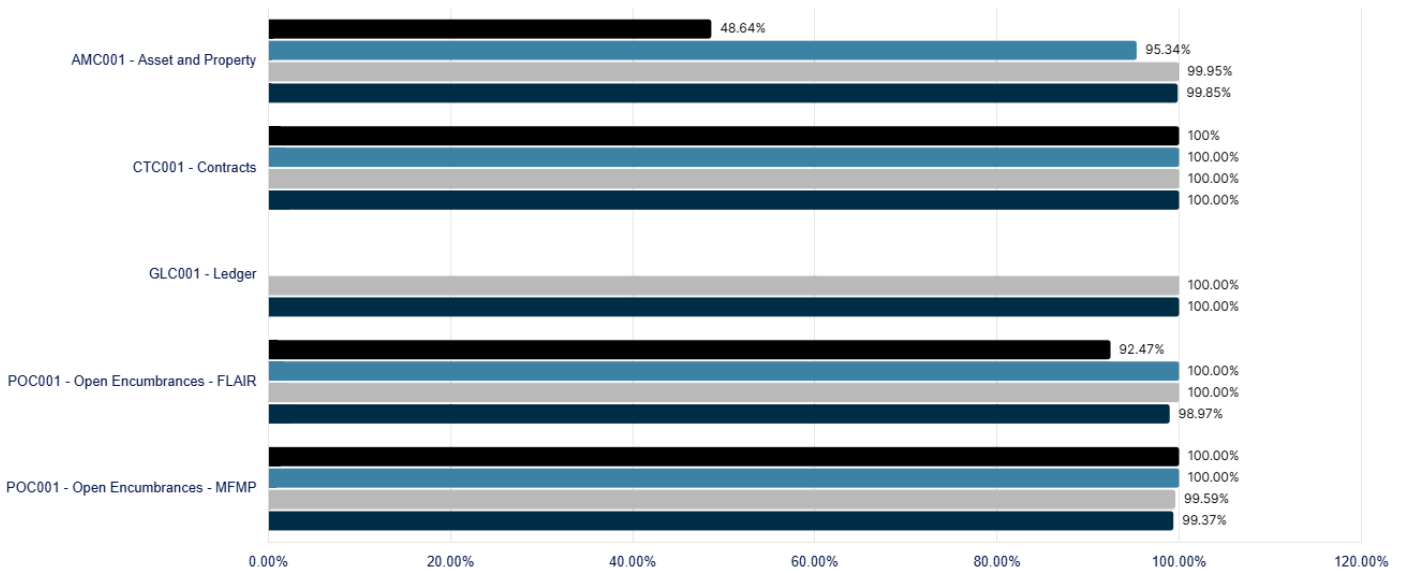
Conversion and Data Readiness

Mock 4 Data Cleansing Status

Conversion Name	Mock 4 - Total Number of Records Received	Mock 4 - Successful Load Percentage	Mock 4 - Data Cleansing Status	Comments
AMC001 - Asset and Property	6015	99.85%	Complete	4 assets needs data cleansing
CTC001 - Contracts	133	100%	Complete	
GLC001 - Ledger	12783	100%	Complete	
POC001 - Open Encumbrances	FLAIR - 388 MFMP - 638	FLAIR - 98.97% MFMP - 99.37%	Complete	1 PO needs data cleansing

Conversion Load Percentages

● Mock 1 - Successful Load Percentage ● Mock 2 - Successful Load Percentage ● Mock 3 - Successful Load Percentage ● Mock 4 - Successful Load Percentage



Submission

Agency Sponsor Confirmation

The form you are attempting to access is no longer active.

[Smartsheet.com](https://smartsheet.com)

DOL Progress Report Confirmation

Reporting Period	Agency Sponsor Name:	Confirmed By:	Confirmation Date:
March 2026	Rebecca Ajhar	ajharb@flalottery.com	03/31/26
February 2026	Rebecca Ajhar	ajharb@flalottery.com	02/27/26
January 2026	Rebecca Ajhar	ajharb@flalottery.com	01/27/26

DOR Progress Report - Testing

March 2026

Interface Cycle 2 - Technical Testing

Incomplete Cycle 2 Testing Report

Agency Business System	Florida PALM Interface Name	Interface Direction	Status	If not started, what is the expected start date?	Planned testing completion date?	What are the current blockers to being complete?
GTA - General Tax Administration (SUNTAX)	API002 - Inbound Voucher Load	Inbound	In Progress		04/30/26	API002-Interest - This interface file is on hold, and DOR may not need it. It was meant for interest payments. We are sending the interest in the API002-Refunds file.
GTA - General Tax Administration	API031 - Outbound Voucher and Payment Extract	Outbound	Not Started	03/02/26	04/30/26	Waiting on Florida PALM to provide a API031 after processing the refunds file.

Inbound Cycle 2 Technical Interface Testing

Inbound Interfaces Planned to be Tested = 32

- Testing Not Started = 0
- Testing In Progress = 1
- Testing Complete = 31

Percent Complete = 96.88%

Outbound Cycle 2 Technical Interface Testing

Outbound Interfaces Planned to be Tested = 15

- Testing Not Started = 1
- Testing In Progress = 0
- Testing Complete = 14

Percent Complete = 93.33%

Interface Cycle 3 - Full Integration Testing

Inbound Cycle 3 Full Integration Testing Progress

Inbound Interfaces

- Total ABS Interface Connections = 31
- Total Planned Tests = 29
- Total Completed Tests = 11

Average Performance Outcome = 20 - Satisfactory

Outbound Cycle 3 Full Integration Testing Progress

Outbound Interfaces

- Total ABS Interface Connections = 15
- Total Planned Tests = 12
- Total Completed Tests = 30

Average Performance Outcome = 18.33 - Satisfactory

UAT Execution

Overall User Story Testing

Combined Counts

- Total Unique Activities = 238
- Planned Testing = 146
- Actual Testing = 389

Average Performance Outcome = 18 - Satisfactory

User Story Testing - Agency Defined Activities

Combined Counts

- Total Unique Activities = 61
- Planned Testing = 25
- Actual Testing = 40

Average Performance Outcome = 18 - Satisfactory

User Story Testing

AAM

- Total Unique Activities = 27
- Planned Testing = 1
- Actual Testing =

Average Performance Outcome = N/A

AMFR

- Total Unique Activities = 19
- Planned Testing = 10
- Actual Testing = 25

Average Performance Outcome = 12 - Inadequate

AR

- Total Unique Activities = 47
- Planned Testing = 27
- Actual Testing = 19

Average Performance Outcome = 20 - Satisfactory

BK

- Total Unique Activities = 9
- Planned Testing = 5
- Actual Testing = 1

Average Performance Outcome = 30 - Above Expectations

User Story Testing

BM/CC

- Total Unique Activities = 12
- Planned Testing = 8
- Actual Testing = 79

Average Performance Outcome = 17 - Inadequate

CT

- Total Unique Activities =
- Planned Testing =
- Actual Testing =

Average Performance Outcome = N/A

DM

- Total Unique Activities = 73
- Planned Testing = 62
- Actual Testing = 77

Average Performance Outcome = 19 - Satisfactory

GM

- Total Unique Activities =
- Planned Testing =
- Actual Testing =

Average Performance Outcome = N/A

User Story Testing

IU

- Total Unique Activities = 31
- Planned Testing = 33
- Actual Testing = 188

Average Performance Outcome = 20 - Satisfactory

PM

- Total Unique Activities =
- Planned Testing =
- Actual Testing =

Average Performance Outcome = N/A

PR

- Total Unique Activities = 20
- Planned Testing =
- Actual Testing =

Average Performance Outcome = N/A

RA

- Total Unique Activities =
- Planned Testing =
- Actual Testing =

Average Performance Outcome = N/A

SAC

- Total Unique Activities =
- Planned Testing =
- Actual Testing =

Average Performance Outcome = N/A

Role Mapping

Total Number of Identified End Users = 262

- Number of End Users in Initial Load = 258

- Number of Enabled End Users in UAT Environment = 262

Percent of End Users in Initial Load = 98.47%

Prerequisite Training

Total Number of Learning Paths for End Users in Initial Load = 822

- UAT Learning Paths Completed = 402

Percent Complete = 48.91%

UAT Participant Identification

Registered Inter/Intraunit Transactions Attendance	Attended Inter/Intraunit Transactions	Registered Working with Projects Attendance	Attended Working with Projects	Registered Customers & Receivables Attendance	Attended Managing Customers & Receivables
3	3	0	0	3	0

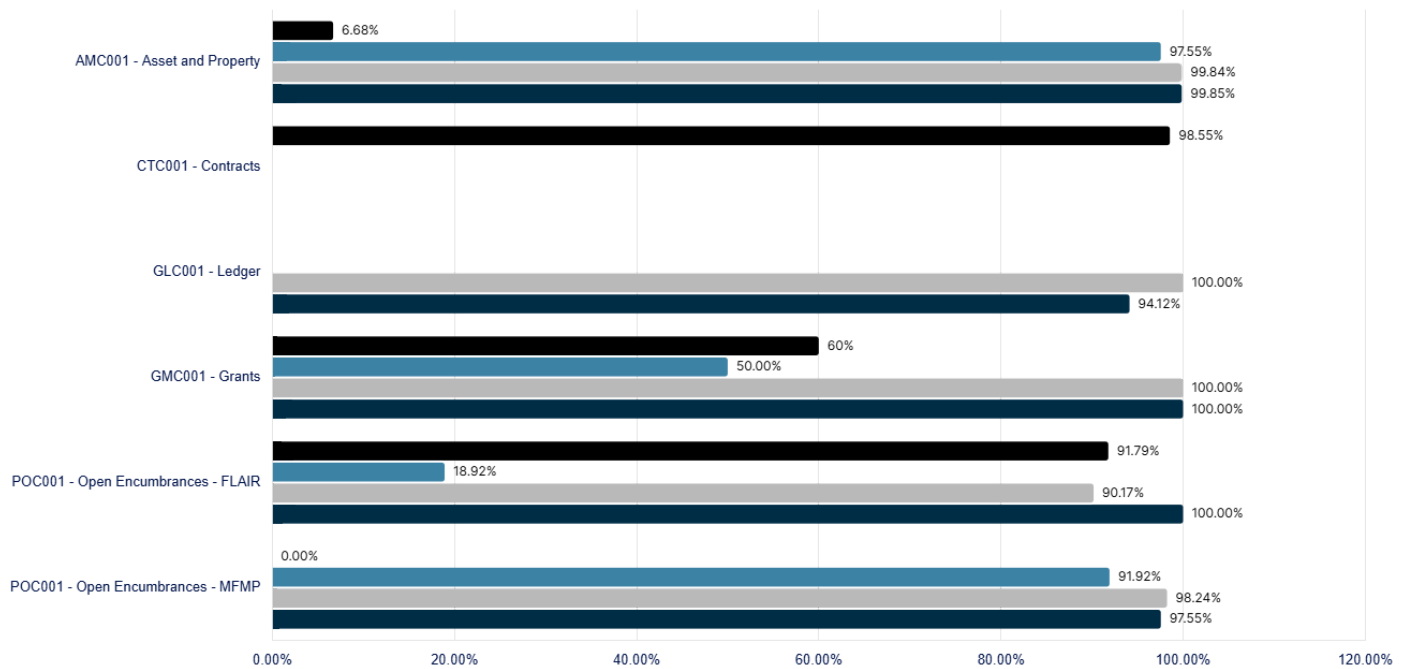
Conversion and Data Readiness

Mock 4 Data Cleansing Status

Conversion Name	Mock 4 - Total Number of Records Received	Mock 4 - Successful Load Percentage	Mock 4 - Data Cleansing Status	Comments
AMC001 - Asset and Property	41172	99.85%	Complete	
CTC001 - Contracts	Not Applicable	Not Applicable	Not Applicable	
GLC001 - Ledger	20016	94.12%	Complete	
GMC001 - Grants	2	100%	Complete	
POC001 - Open Encumbrances	FLAIR - 1255 MFMP - 2331	FLAIR - 100.00% MFMP - 97.55%	Complete	

Conversion Load Percentages

● Mock 1 - Successful Load Percentage ● Mock 2 - Successful Load Percentage ● Mock 3 - Successful Load Percentage ● Mock 4 - Successful Load Percentage



Submission

Agency Sponsor Confirmation

The form you are attempting to access is no longer active.

[Smartsheet.com](https://www.smartsheet.com)

DOR Progress Report Confirmation

Reporting Period	Agency Sponsor Name:	Confirmed By:	Confirmation Date:
March 2026	Clark M. Rogers	clark.rogers@floridarevenue.cor	03/31/26
February 2026	Jimmie Harrell	jimmie.harrell@floridarevenue.cor	02/27/26
January 2026	Clark M. Rogers	clark.rogers@floridarevenue.cor	01/29/26

DOS Progress Report - Testing

March 2026

UAT Execution

Overall User Story Testing

Combined Counts

- Total Unique Activities = 57
- Planned Testing = 215
- Actual Testing = 6

Average Performance Outcome = 20 - Satisfactory

User Story Testing - Agency Defined Activities

Combined Counts

- Total Unique Activities =
- Planned Testing =
- Actual Testing =

Average Performance Outcome = N/A

User Story Testing

AAM

- Total Unique Activities = 13
- Planned Testing =
- Actual Testing =

Average Performance Outcome = N/A

AMFR

- Total Unique Activities = 25
- Planned Testing = 125
- Actual Testing =

Average Performance Outcome = N/A

AR

- Total Unique Activities = 7
- Planned Testing = 35
- Actual Testing =

Average Performance Outcome = N/A

BK

- Total Unique Activities =
- Planned Testing =
- Actual Testing =

Average Performance Outcome = N/A

User Story Testing

BM/CC

- Total Unique Activities = 7
- Planned Testing = 30
- Actual Testing =

Average Performance Outcome = N/A

CT

- Total Unique Activities =
- Planned Testing =
- Actual Testing =

Average Performance Outcome = N/A

DM

- Total Unique Activities = 4
- Planned Testing = 20
- Actual Testing = 6

Average Performance Outcome = 20 - Satisfactory

GM

- Total Unique Activities =
- Planned Testing =
- Actual Testing =

Average Performance Outcome = N/A

User Story Testing

IU

- Total Unique Activities =
- Planned Testing =
- Actual Testing =

Average Performance Outcome = N/A

PM

- Total Unique Activities =
- Planned Testing =
- Actual Testing =

Average Performance Outcome = N/A

PR

- Total Unique Activities =
- Planned Testing =
- Actual Testing =

Average Performance Outcome = N/A

RA

- Total Unique Activities = 1
- Planned Testing = 5
- Actual Testing =

Average Performance Outcome = N/A

SAC

- Total Unique Activities =
- Planned Testing =
- Actual Testing =

Average Performance Outcome = N/A

Role Mapping

Total Number of Identified End Users = 14

- Number of End Users in Initial Load = 16
- Number of Enabled End Users in UAT Environment = 16

Percent of End Users in Initial Load = 114.29%

Prerequisite Training

Total Number of Learning Paths for End Users = 61

- UAT Learning Paths Completed = 0

Percent Complete = 0%

UAT Participant Identification

Registered Inter/Intraunit Transactions Attendance	Attended Inter/Intraunit Transactions	Registered Working with Projects Attendance	Attended Working with Projects	Registered Customers & Receivables Attendance	Attended Managing Customers & Receivables
2	1	3	1	2	4

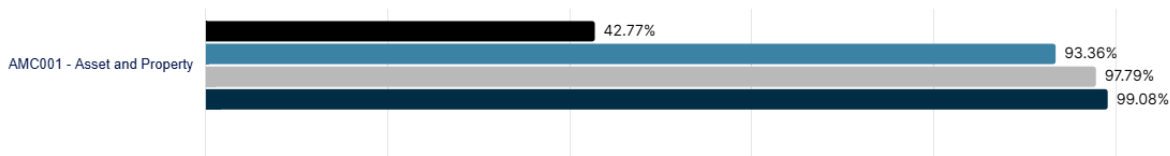
Conversion and Data Readiness

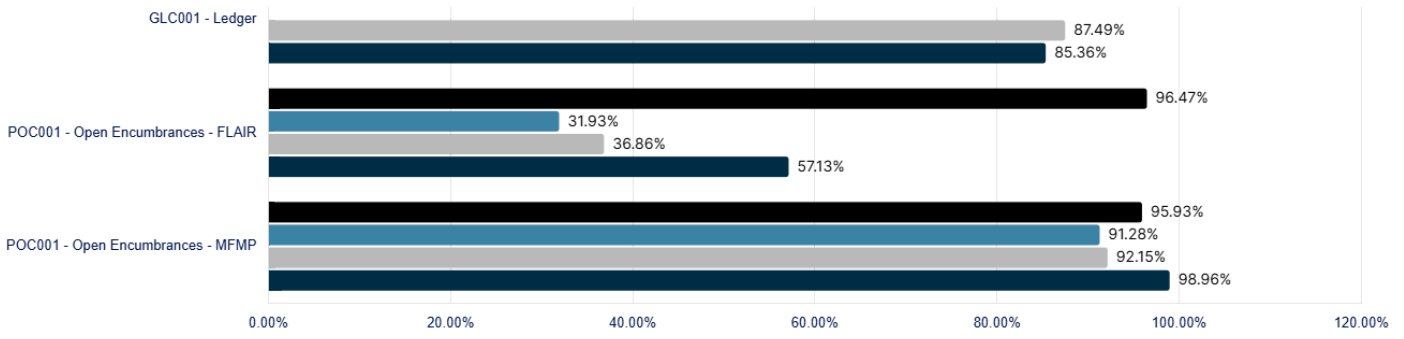
Mock 4 Data Cleansing Status

Conversion Name	Mock 4 - Total Number of Records Received	Mock 4 - Successful Load Percentage	Mock 4 - Data Cleansing Status	Comments
AMC001 - Asset and Property	7830	98.08%	In Progress	
GLC001 - Ledger	27535	85.36%	In Progress	Correcting entries have been entered into FLAIR
POC001 - Open Encumbrances	FLAIR - 2188 MFMP - 3278	FLAIR - 57.13% MFMP - 98.96%	In Progress	

Conversion Load Percentages

● Mock 1 - Successful Load Percentage ● Mock 2 - Successful Load Percentage ● Mock 3 - Successful Load Percentage ● Mock 4 - Successful Load Percentage





Submission

Agency Sponsor Confirmation

The form you are attempting to access is no longer active.

[Smartsheet.com](https://www.smartsheet.com)

DOS Progress Report Confirmation

Reporting Period	Agency Sponsor Name:	Confirmed By:	Confirmation Date:
March 2026	Antonio Murphy	antonio.murphy@dos.myflorida.i	04/02/26
February 2026	Antonio Murphy	antonio.murphy@dos.myflorida.i	02/27/26
January 2026	Antonio Murphy	antonio.murphy@dos.myflorida.i	01/29/26

DVA Progress Report - Testing

March 2026

Interface Cycle 3 - Full Integration Testing

Inbound Cycle 3 Full Integration Testing Progress

Inbound Interfaces

Total ABS Interface Connections = 1
 - Total Planned Tests = 0
 - Total Completed Tests = 0

Average Performance Outcome = 0 - N/A

Outbound Cycle 3 Full Integration Testing Progress

Outbound Interfaces

Total ABS Interface Connections = 1
 - Total Planned Tests = 0
 - Total Completed Tests = 0

Average Performance Outcome = 0 - N/A

UAT Execution

Overall User Story Testing

Combined Counts

- Total Unique Activities = 113
 - Planned Testing = 9
 - Actual Testing = 413

Average Performance Outcome = 20 - Satisfactory

User Story Testing - Agency Defined Activities

Combined Counts

- Total Unique Activities = 4
 - Planned Testing =
 - Actual Testing =

Average Performance Outcome = N/A

User Story Testing

AAM

- Total Unique Activities = 12
 - Planned Testing =
 - Actual Testing = 2

Average Performance Outcome = 20 - Satisfactory

AMFR

- Total Unique Activities = 9
 - Planned Testing = 9
 - Actual Testing = 34

Average Performance Outcome = 20 - Satisfactory

AR

- Total Unique Activities = 15
 - Planned Testing =
 - Actual Testing =

Average Performance Outcome = N/A

BK

- Total Unique Activities = 5
 - Planned Testing =
 - Actual Testing = 2

Average Performance Outcome = 20 - Satisfactory

User Story Testing

BM/CC

- Total Unique Activities = 6
 - Planned Testing =
 - Actual Testing = 34

Average Performance Outcome = 20 - Satisfactory

CI

- Total Unique Activities =
 - Planned Testing =
 - Actual Testing =

Average Performance Outcome = N/A

DM

- Total Unique Activities = 16
 - Planned Testing =
 - Actual Testing = 78

Average Performance Outcome = 20 - Satisfactory

GM

- Total Unique Activities =
 - Planned Testing =
 - Actual Testing =

Average Performance Outcome = N/A

User Story Testing

IU

- Total Unique Activities = 12
 - Planned Testing =
 - Actual Testing = 61

Average Performance Outcome = 20 - Satisfactory

PM

- Total Unique Activities = 9
 - Planned Testing =
 - Actual Testing = 117

Average Performance Outcome = 20 - Satisfactory

PR

- Total Unique Activities = 20
 - Planned Testing =
 - Actual Testing = 85

Average Performance Outcome = 20 - Satisfactory

RA

- Total Unique Activities =
 - Planned Testing =
 - Actual Testing =

Average Performance Outcome = N/A

SAC

- Total Unique Activities =
 - Planned Testing =
 - Actual Testing =

Average Performance Outcome = N/A

Role Mapping

Total Number of Identified End Users = 64

- Number of End Users in Initial Load = 12
 - Number of Enabled End Users in UAT Environment = 12

Percent of End Users in Initial Load = 18.75%

Prerequisite Training

Total Number of Learning Paths for End Users in Initial Load = 59

- UAT Learning Paths Completed = 34

Percent Complete = 57.63%

UAT Participant Identification

Registered Inter/Intraunit Transactions Attendance	Attended Inter/Intraunit Transactions	Registered Working with Projects Attendance	Attended Working with Projects	Registered Customers & Receivables Attendance	Attended Managing Customers & Receivables
3	3	3	3	0	0

Conversion and Data Readiness

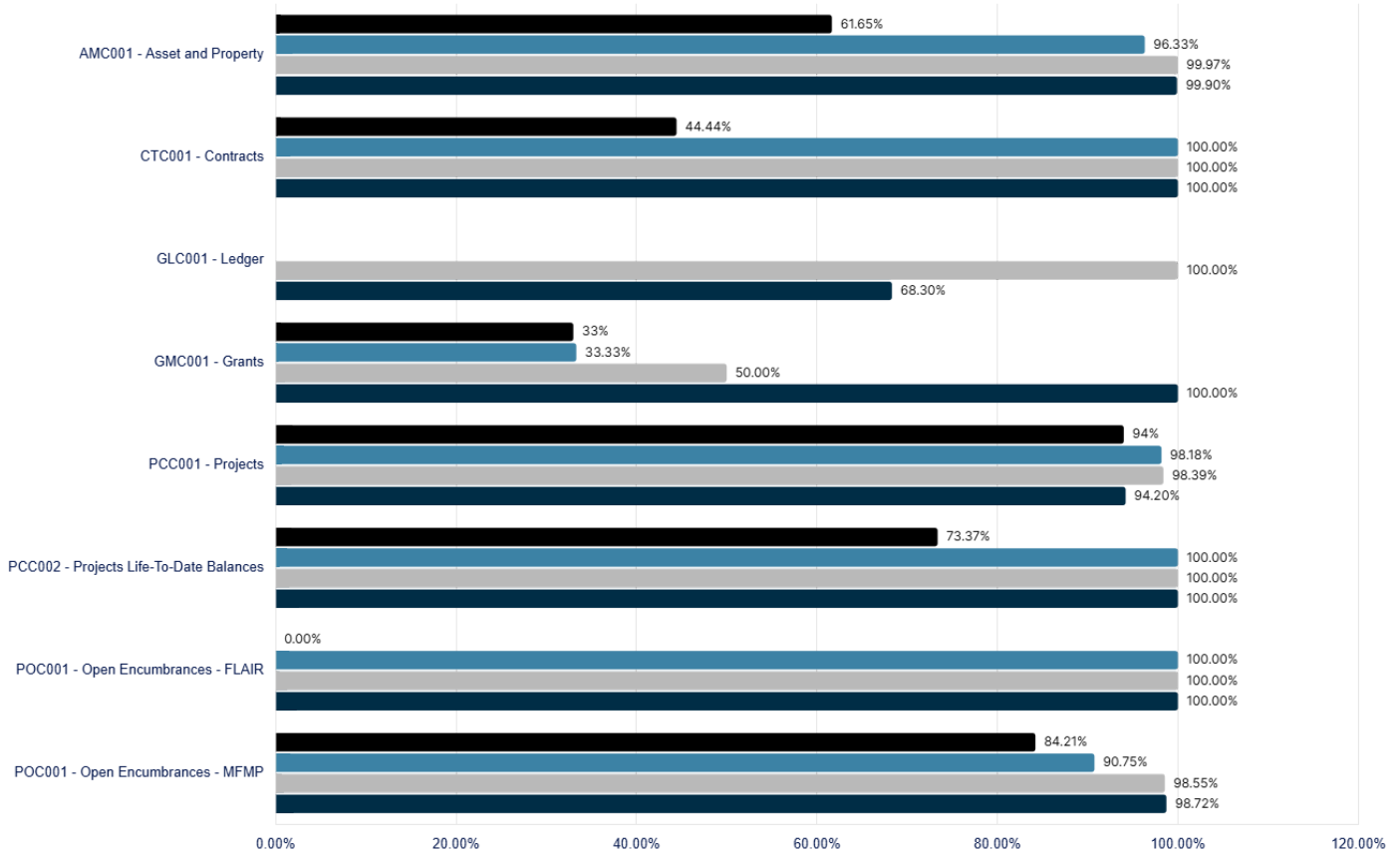
Mock 4 Data Cleansing Status

Conversion Name	Mock 4 - Total Number of Records Received	Mock 4 - Successful Load Percentage	Mock 4 - Data Cleansing Status	Comments
AMC001 - Asset and Property	28377	99.90%	Complete	Data Cleansing complete by Financial Mgmt 03/02/26 Update completed in FLAIR by Financial Mgmt.
CTC001 - Contracts	87	100%	Complete	
GLC001 - Ledger	13844	68.30%	Complete	Budget Analyst Supervisor reviewed and found no errors. 02/24/26 - Data cleansing activities completed by Financial Management supervisor and team. Correcting entries were completed on 2/12/25 to reverse original TR58C.

GMC001 - Grants	10	100%	Complete	Inactive Grants have been closed in FACTS. CSFA 37.057 were removed.
PCC001 - Projects	69	94.20%	Complete	Updated in FLAIR 11/20/24. Data cleansing activity done in FLAIR, updated project type 06/12/25. Financial Mgmt. plus team completed review and data cleansing on success, errors, and special characters in FLAIR. 10/29/25. 03/12/26 - Updates completed in FLAIR by Financial mgmt.
PCC002 - Projects Life-To-Date Balances	223	100%	Complete	
POC001 - Open Encumbrances	FLAIR - 278 MFMP - 10732	FLAIR - 100.00% MFMP - 98.72%	Complete	Data cleanings activity done in MFMP by AP. 03/02/26 - Financial Mgmt. and Purchasing completed review and data cleaning activities.

Conversion Load Percentages

● Mock 1 - Successful Load Percentage ● Mock 2 - Successful Load Percentage ● Mock 3 - Successful Load Percentage ● Mock 4 - Successful Load Percentage



Submission

Agency Sponsor Confirmation

The form you are attempting to access is no longer active.

[Smartsheet.com](https://www.smartsheet.com)

DVA Progress Report Confirmation

Reporting Period	Agency Sponsor Name:	Confirmed By:	Confirmation Date:
March 2026	ALFRED CARTER	al.carter@fdva.fl.gov	04/01/26
March 2026	ALFRED CARTER	al.carter@fdva.fl.gov	04/01/26
February 2026	ALFRED CARTER	al.carter@fdva.fl.gov	02/27/26
January 2026	ALFRED CARTER	al.carter@fdva.fl.gov	01/30/26

EOG Progress Report - Testing

March 2026

UAT Execution

Overall User Story Testing

- Combined Counts**
- Total Unique Activities = 325
 - Planned Testing = 160
 - Actual Testing = 311

Average Performance Outcome = 19 - Satisfactory

User Story Testing - Agency Defined Activities

- Combined Counts**
- Total Unique Activities = 1
 - Planned Testing = 1
 - Actual Testing = 1

Average Performance Outcome = 20 - Satisfactory

User Story Testing

- AAM**
- Total Unique Activities = 41
 - Planned Testing = 2
 - Actual Testing = 2

Average Performance Outcome = N/A

- AMFR**
- Total Unique Activities = 42
 - Planned Testing = 2
 - Actual Testing = 2

Average Performance Outcome = 20 - Satisfactory

- AR**
- Total Unique Activities = 43
 - Planned Testing =
 - Actual Testing =

Average Performance Outcome = N/A

- BK**
- Total Unique Activities = 6
 - Planned Testing =
 - Actual Testing =

Average Performance Outcome = N/A

User Story Testing

- BM/CC**
- Total Unique Activities = 22
 - Planned Testing = 8
 - Actual Testing = 24

Average Performance Outcome = 20 - Satisfactory

- CT**
- Total Unique Activities = 4
 - Planned Testing =
 - Actual Testing =

Average Performance Outcome = N/A

- DM**
- Total Unique Activities = 57
 - Planned Testing = 60
 - Actual Testing = 90

Average Performance Outcome = 20 - Satisfactory

- GM**
- Total Unique Activities = 8
 - Planned Testing =
 - Actual Testing =

Average Performance Outcome = N/A

User Story Testing

- IU**
- Total Unique Activities = 36
 - Planned Testing = 88
 - Actual Testing = 190

Average Performance Outcome = 20 - Satisfactory

- PM**
- Total Unique Activities = 19
 - Planned Testing =
 - Actual Testing =

Average Performance Outcome = N/A

- PR**
- Total Unique Activities = 44
 - Planned Testing =
 - Actual Testing = 3

Average Performance Outcome = 20 - Satisfactory

- RA**
- Total Unique Activities = 2
 - Planned Testing =
 - Actual Testing =

Average Performance Outcome = N/A

- SAC**
- Total Unique Activities = 1
 - Planned Testing =
 - Actual Testing =

Average Performance Outcome = N/A

Role Mapping

- Total Number of Identified End Users = 9**
- Number of End Users in Initial Load = 9
 - Number of Enabled End Users in UAT Environment = 9

Percent of End Users in Initial Load = 100%

Prerequisite Training

- Total Number of Learning Paths for End Users in Initial Load = 70**
- UAT Learning Paths Completed = 68

Percent Complete = 97.14%

UAT Participant Identification

Registered Inter/Intraunit Transactions Attendance	Attended Inter/Intraunit Transactions	Registered Working with Projects Attendance	Attended Working with Projects	Registered Customers & Receivables Attendance	Attended Managing Customers & Receivables
3	3	0	0	2	2

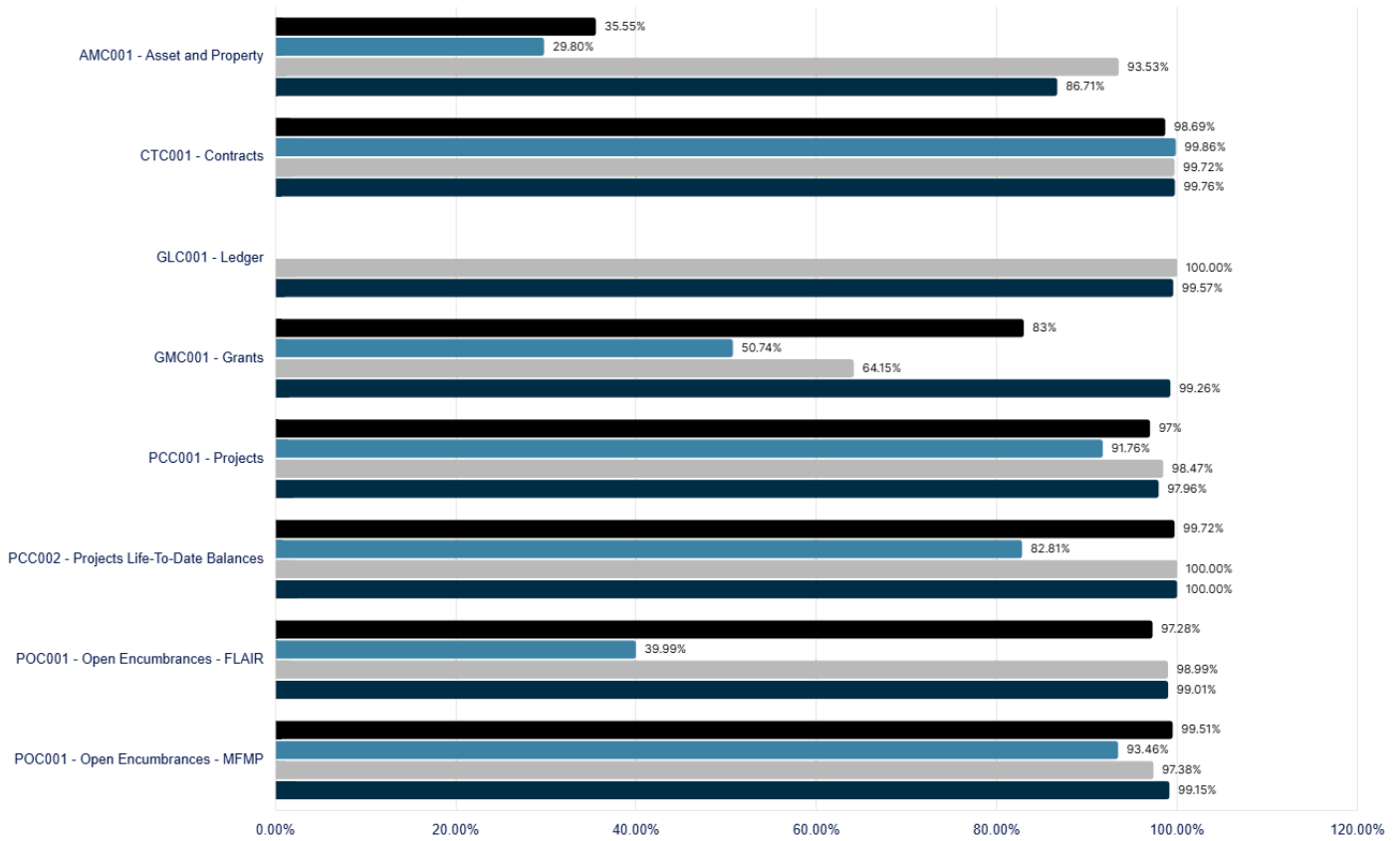
Conversion and Data Readiness

Mock 4 Data Cleansing Status

Conversion Name	Mock 4 - Total Number of Records Received	Mock 4 - Successful Load Percentage	Mock 4 - Data Cleansing Status	Comments
AMC001 - Asset and Property	17670	86.71%	Complete	EOG records converted properly. EOG cleansing complete. Record count includes DEM. DEM reports separately by the due date and advised EOG of status.
CTC001 - Contracts	12248	99.76%	Complete	EOG contracts converted properly. EOG cleansing complete. Record count includes DEM. DEM reports separately by the due date and advised EOG of status.
GLC001 - Ledger	125762	99.57%	Complete	Record count includes DEM. EOG Funds are in balance and converted properly. DEM reports separately by the due date and advised EOG of status.
GMC001 - Grants	535	99.26%	Not Applicable	EOG does not have any active grant records (n/a). Record count includes DEM. DEM reports separately by the due date and advised EOG of status.
PCC001 - Projects	22916	97.96%	Not Applicable	Completed for EOG data (n/a). Record count is all DEM. All DEM projects. DEM reports separately by the due date and advised EOG of status.
PCC002 - Projects Life-To-Date Balances	65572	100%	Not Applicable	Completed for EOG data (n/a). Record count is all DEM. All DEM projects. DEM reports separately by the due date and advised EOG of status.
POC001 - Open Encumbrances	FLAIR - 17635 MFMP - 5877	FLAIR - 99.01% MFMP - 99.15%	Complete	EOG encumbrances appear to have converted properly. Record count includes DEM. DEM reports separately by the due date and advised EOG of status.

Conversion Load Percentages

● Mock 1 - Successful Load Percentage ● Mock 2 - Successful Load Percentage ● Mock 3 - Successful Load Percentage ● Mock 4 - Successful Load Percentage



Submission

Agency Sponsor Confirmation

The form you are attempting to access is no longer active.

[Smartsheet.com](https://smartsheet.com)

EOG Progress Report Confirmation

Reporting Period	Agency Sponsor Name:	Confirmed By:	Confirmation Date:
March 2026	Dawn Hanson	dawn.hanson@eog.myflorida.co	03/31/26
February 2026	Dawn Hanson	dawn.hanson@eog.myflorida.co	02/24/26
January 2026	Dawn Hanson	dawn.hanson@eog.myflorida.co	01/29/26

FCOR Progress Report - Testing

March 2026

Interface Cycle 2 - Technical Testing

Inbound Cycle 2 Technical Interface Testing

Inbound Interfaces Planned to be Tested = N/A

- Testing Not Started = N/A
- Testing In Progress = N/A
- Testing Complete = N/A

Percent Complete = N/A

Outbound Cycle 2 Technical Interface Testing

Outbound Interfaces Planned to be Tested = 18

- Testing Not Started = 0
- Testing In Progress = 0
- Testing Complete = 18

Percent Complete = 100%

Interface Cycle 3 - Full Integration Testing

Inbound Cycle 3 Full Integration Testing Progress

Inbound Interfaces

Total ABS Interface Connections = 0

- Total Planned Tests = 0
- Total Completed Tests = 0

Average Performance Outcome = 0 - N/A

Outbound Cycle 3 Full Integration Testing Progress

Outbound Interfaces

Total ABS Interface Connections = 18

- Total Planned Tests = 10
- Total Completed Tests = 4

Average Performance Outcome = 10 - Inadequate

UAT Execution

Overall User Story Testing

Combined Counts

- Total Unique Activities = 105
- Planned Testing = 193
- Actual Testing = 19

Average Performance Outcome = 18 - Satisfactory

User Story Testing - Agency Defined Activities

Combined Counts

- Total Unique Activities =
- Planned Testing =
- Actual Testing =

Average Performance Outcome = N/A

User Story Testing

AAM

- Total Unique Activities = 24
- Planned Testing =
- Actual Testing =

Average Performance Outcome = N/A

AMFR

- Total Unique Activities = 13
- Planned Testing = 51
- Actual Testing =

Average Performance Outcome = N/A

AR

- Total Unique Activities = 16
- Planned Testing =
- Actual Testing =

Average Performance Outcome = N/A

BK

- Total Unique Activities = 3
- Planned Testing =
- Actual Testing =

Average Performance Outcome = N/A

User Story Testing

BM/CC

- Total Unique Activities = 6
- Planned Testing = 35
- Actual Testing = 19

Average Performance Outcome = 18 - Satisfactory

CT

- Total Unique Activities =
- Planned Testing =
- Actual Testing =

Average Performance Outcome = N/A

DM

- Total Unique Activities = 17
- Planned Testing = 34
- Actual Testing =

Average Performance Outcome = N/A

GM

- Total Unique Activities =
- Planned Testing =
- Actual Testing =

Average Performance Outcome = N/A

User Story Testing

IU

- Total Unique Activities = 12
- Planned Testing = 36
- Actual Testing =

Average Performance Outcome = N/A

PM

- Total Unique Activities = 12
- Planned Testing = 34
- Actual Testing =

Average Performance Outcome = N/A

PR

- Total Unique Activities =
- Planned Testing =
- Actual Testing =

Average Performance Outcome = N/A

RA

- Total Unique Activities = 2
- Planned Testing = 3
- Actual Testing =

Average Performance Outcome = N/A

SAC

- Total Unique Activities =
- Planned Testing =
- Actual Testing =

Average Performance Outcome = N/A

Role Mapping

Total Number of Identified End Users = 6

- Number of End Users in Initial Load = 5
- Number of Enabled End Users in UAT Environment = 5

Percent of End Users in Initial Load = 83.33%

Prerequisite Training

Total Number of Learning Paths for End Users in Initial Load = 23

- UAT Learning Paths Completed = 14

Percent Complete = 60.87%

UAT Participant Identification

Registered Inter/Intraunit Transactions Attendance	Attended Inter/Intraunit Transactions	Registered Working with Projects Attendance	Attended Working with Projects	Registered Customers & Receivables Attendance	Attended Managing Customers & Receivables
2	2	3	3	0	0

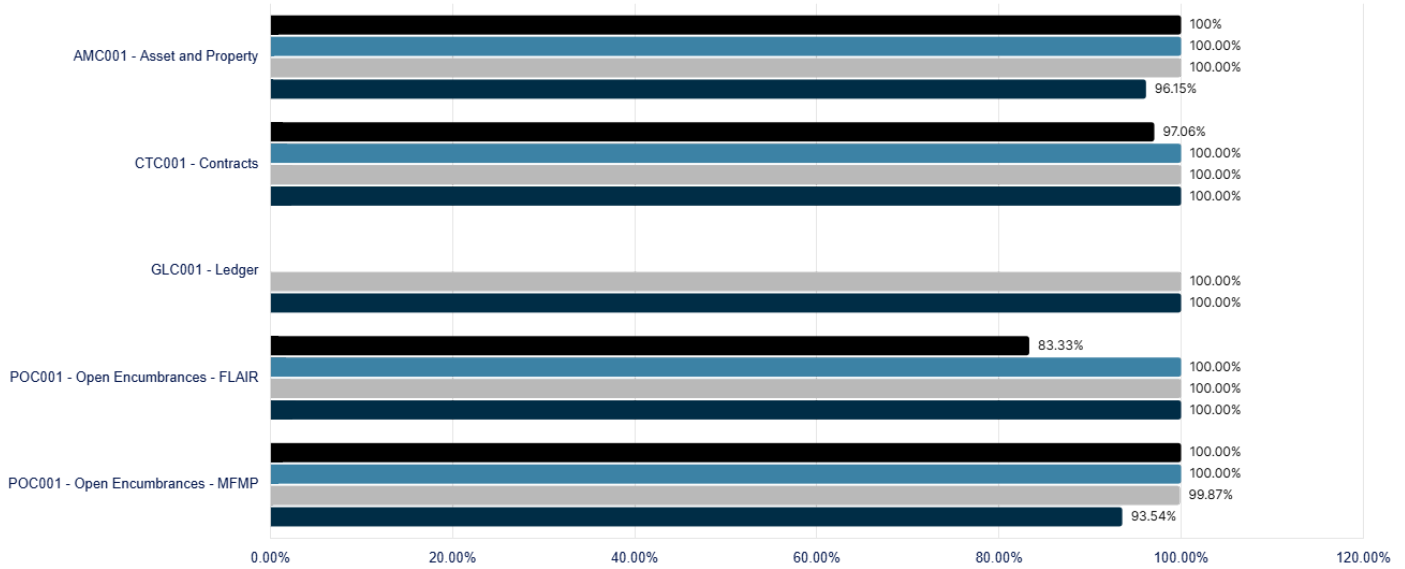
Conversion and Data Readiness

Mock 4 Data Cleansing Status

Conversion Name	Mock 4 - Total Number of Records Received	Mock 4 - Successful Load Percentage	Mock 4 - Data Cleansing Status	Comments
AMC001 - Asset and Property	156	96.15%	Complete	Corrections made in FLAIR per Mike Wierman on 1/16/26. Changed BE to 78010000.
CTC001 - Contracts	16	100%	Complete	
GLC001 - Ledger	1596	100%	Complete	Per email from Jamie Stern on 2/6/26, everything is good.
POC001 - Open Encumbrances	FLAIR - 127 MFMP - 325	FLAIR - 100.00% MFMP - 93.54%	Complete	3/10/26 - it appears we have 3 POs with errors. The three FEINs with errors is a file issue and a ticket has been submitted in SNow (UAT0009355).

Conversion Load Percentages

● Mock 1 - Successful Load Percentage
 ● Mock 2 - Successful Load Percentage
 ● Mock 3 - Successful Load Percentage
 ● Mock 4 - Successful Load Percentage



Submission

Agency Sponsor Confirmation

The form you are attempting to access is no longer active.

[Smartsheet.com](https://smartsheet.com)

FCOR Progress Report Confirmation

Reporting Period	Agency Sponsor Name:	Confirmed By:	Confirmation Date:
March 2026	Ryan C. Schenck	ryanschenck@fcor.state.fl.us	03/30/26
February 2026	Ryan C. Schenck	ryanschenck@fcor.state.fl.us	02/26/26
January 2026	Ryan C. Schenck	ryanschenck@fcor.state.fl.us	01/26/26

FDC Progress Report - Testing

March 2026

Interface Cycle 2 - Technical Testing

Inbound Cycle 2 Technical Interface Testing

Inbound Interfaces Planned to be Tested = 1

- Testing Not Started = 0
- Testing In Progress = 0
- Testing Complete = 1

Percent Complete = 100%

Outbound Cycle 2 Technical Interface Testing

Outbound Interfaces Planned to be Tested = 73

- Testing Not Started = 0
- Testing In Progress = 0
- Testing Complete = 73

Percent Complete = 100%

Interface Cycle 3 - Full Integration Testing

Inbound Cycle 3 Full Integration Testing Progress

Inbound Interfaces

Total ABS Interface Connections = 1

- Total Planned Tests = 1
- Total Completed Tests = 0

Average Performance Outcome = 0 - N/A

Outbound Cycle 3 Full Integration Testing Progress

Outbound Interfaces

Total ABS Interface Connections = 73

- Total Planned Tests = 25
- Total Completed Tests = 13

Average Performance Outcome = 10 - Inadequate

UAT Execution

Overall User Story Testing

Combined Counts

- Total Unique Activities = 105
- Planned Testing = 183
- Actual Testing = 73

Average Performance Outcome = 17 - Inadequate

User Story Testing - Agency Defined Activities

Combined Counts

- Total Unique Activities =
- Planned Testing =
- Actual Testing =

Average Performance Outcome = N/A

User Story Testing

AAM

- Total Unique Activities = 24
- Planned Testing =
- Actual Testing =

Average Performance Outcome = N/A

AMFR

- Total Unique Activities = 13
- Planned Testing = 45
- Actual Testing = 45

Average Performance Outcome = 17 - Inadequate

AR

- Total Unique Activities = 16
- Planned Testing =
- Actual Testing =

Average Performance Outcome = N/A

BK

- Total Unique Activities = 3
- Planned Testing =
- Actual Testing =

Average Performance Outcome = N/A

User Story Testing

BM/CC

- Total Unique Activities = 6
- Planned Testing = 32
- Actual Testing = 11

Average Performance Outcome = 20 - Satisfactory

CT

- Total Unique Activities =
- Planned Testing =
- Actual Testing =

Average Performance Outcome = N/A

DM

- Total Unique Activities = 17
- Planned Testing = 36
- Actual Testing = 8

Average Performance Outcome = 15 - Inadequate

GM

- Total Unique Activities =
- Planned Testing =
- Actual Testing =

Average Performance Outcome = N/A

User Story Testing

IU

- Total Unique Activities = 12
- Planned Testing = 33
- Actual Testing =

Average Performance Outcome = N/A

PM

- Total Unique Activities = 12
- Planned Testing = 34
- Actual Testing = 6

Average Performance Outcome = 20 - Satisfactory

PR

- Total Unique Activities =
- Planned Testing =
- Actual Testing =

Average Performance Outcome = N/A

RA

- Total Unique Activities = 2
- Planned Testing = 3
- Actual Testing = 3

Average Performance Outcome = 15 - Inadequate

SAC

- Total Unique Activities =
- Planned Testing =
- Actual Testing =

Average Performance Outcome = N/A

Role Mapping

Total Number of Identified End Users = 134

- Number of End Users in Initial Load = 128
- Number of Enabled End Users in UAT Environment = 128

Percent of End Users in Initial Load = 95.52%

Prerequisite Training

Total Number of Learning Paths for End Users in Initial Load = 554

- UAT Learning Paths Completed = 460

Percent Complete = 83.03%

UAT Participant Identification

Registered Inter/Intraunit Transactions Attendance	Attended Inter/Intraunit Transactions	Registered Working with Projects Attendance	Attended Working with Projects	Registered Customers & Receivables Attendance	Attended Managing Customers & Receivables
3	3	3	3	3	3

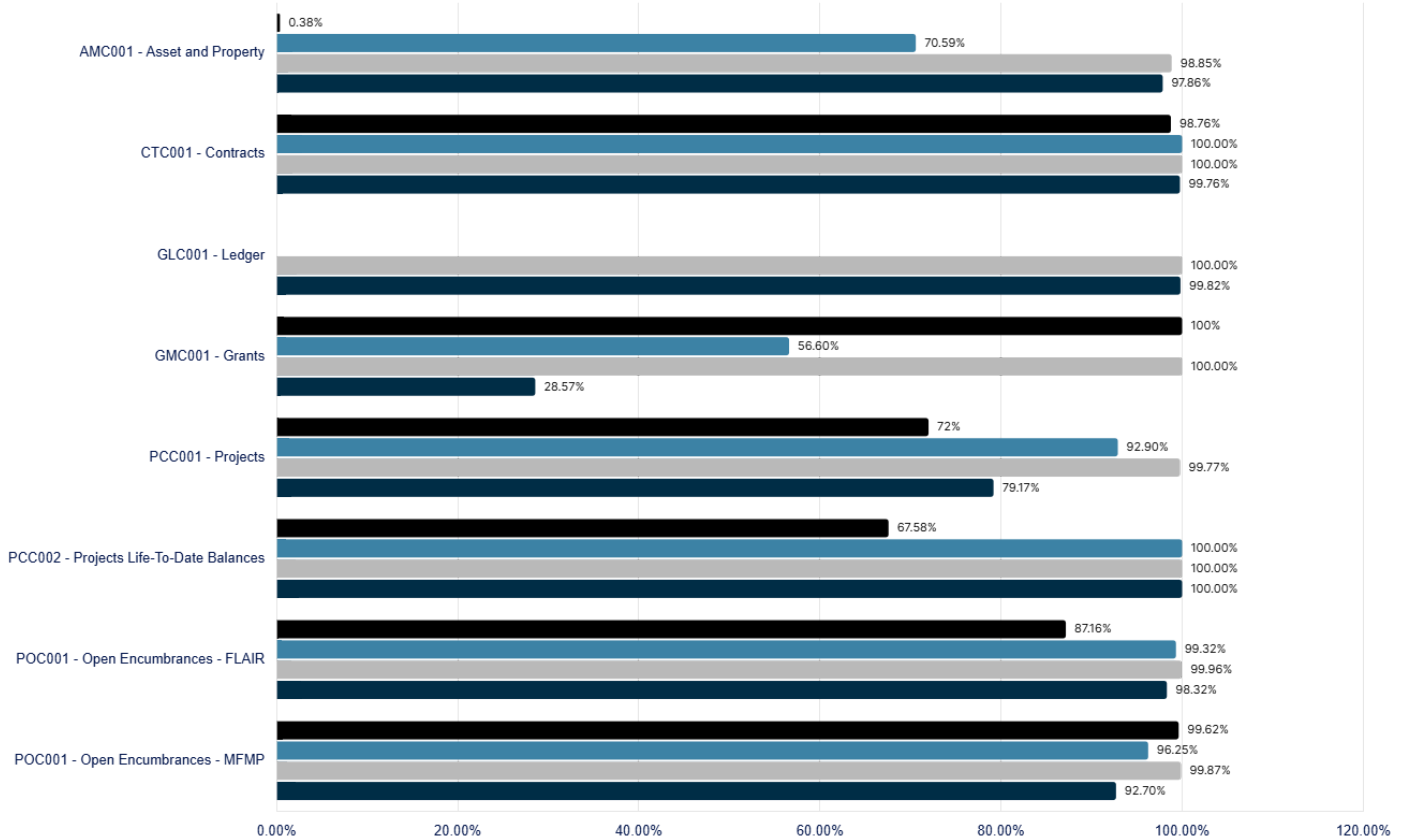
Conversion and Data Readiness

Mock 4 Data Cleansing Status

Conversion Name	Mock 4 - Total Number of Records Received	Mock 4 - Successful Load Percentage	Mock 4 - Data Cleansing Status	Comments
AMC001 - Asset and Property	87681	97.86%	Complete	1/30/26 - followed up with FL PALM on FL PALM handling the EBTF errors per previous communications. Renee Hermeling responded on 1/30/26 and stated that A&A needed someone to enter a Fund Questionnaire Form about these errors. Email sent to Financial Reporting staff on 1/30/26 to submit the Fund Questionnaire Form. 2/6/26 - per email from Mike Wierman, he has completed approximately 50% of the errors, minus the EBTF errors. 2/6/26 - per email from Teresa Harville - Fund Questionnaire submitted on 2/6/26. 2/18/26 - per email from Mike Wierman, he has completed approximately 80% of the errors, minus the EBTF errors. He was given a deadline of February 27th and has stated he will have them completed by this date. 2/27/26 - per email from Mike Wierman, he has corrected 100% of the errors, minus the EBTF errors. The EBTF errors are being assessed by A&A and the Fund Questionnaire was submitted on 2/6/26.
CTC001 - Contracts	1246	99.76%	Complete	Contracts updated in FACTS on 10/27/25. 3/2/26 - per Lisa Leath, A2483 and A5280 have been updated. LA-21 has outstanding payments, but the contract will end June 30, 2026, and will not need to go into FL PALM.
GLC001 - Ledger	99890	99.82%	Complete	1/30/26 - all errors are related to SF = 8 Revolving Funds which FL PALM has posted to Fund Code RF018. FL PALM and A&A is doing analysis of all agencies Local Funds, which are not a current Revolving Fund or CRA Revolving Fund to determine the best process in FL PALM. More information will be available before Dry Run 1. 2/25/26 - Jamie Stern stated that the agency trial balance posted correctly.
GMC001 - Grants	8	28.57%	Complete	10/1/25 - The FACTS Team has entered a work order #WV0000000654748 for the two 2014 Grants still showing in FLAIR, but closed in FACTS. 1/14/26 - Grant 25-23 was closed on 6/30/25 and all other Grants will NOT be brought forward into FL PALM; except for G2382 & G2383. Grant G2382 & G2383 replaces 23-82 & 23-83 and 23-82 & 23-83 will be closed once all payments have been received and will not be brought forward into FL PALM.
PCC001 - Projects	581	79.17%	Complete	The one error that was received was marked not to configure on Task 587-C. 1/23/26 - the only Projects on the error file that will need to be brought into FL PALM are the Projects starting with XZ. 2/25/26 - all updates have been completed in Smartsheet to correct all errors and blank fields.
PCC002 - Projects Life-To-Date Balances	741	100%	Complete	
POC001 - Open Encumbrances	FLAIR - 13075 MFMP - 24868	FLAIR - 98.32% MFMP - 92.70%	Complete	3/2/26 - it appears 545 of the MFMP errors are related to Project IDs. These will be resolved by June 30th when POs are either paid or unencumbered. The two FEINs with errors is a file issue and a ticket has been submitted in SNow (11A7000355)

Conversion Load Percentages

● Mock 1 - Successful Load Percentage
 ● Mock 2 - Successful Load Percentage
 ● Mock 3 - Successful Load Percentage
 ● Mock 4 - Successful Load Percentage



Submission

Agency Sponsor Confirmation

The form you are attempting to access is no longer active.

[Smartsheet.com](https://www.smartsheet.com)

FDC Progress Report Confirmation

Reporting Period	Agency Sponsor Name:	Confirmed By:	Confirmation Date:
March 2026	Mark Tallent	mark.tallent@fdc.myflorida.com	03/30/26
February 2026	Mark Tallent	mark.tallent@fdc.myflorida.com	02/26/26
January 2026	Mark Tallent	mark.tallent@fdc.myflorida.com	01/26/26

FDLE Progress Report - Testing

March 2026

Interface Cycle 2 - Technical Testing

Inbound Cycle 2 Technical Interface Testing



Outbound Cycle 2 Technical Interface Testing

Outbound Interfaces Planned to be Tested = 3

- Testing Not Started = 0
- Testing In Progress = 0
- Testing Complete = 3

Percent Complete = 100%

Interface Cycle 3 - Full Integration Testing

Inbound Cycle 3 Full Integration Testing Progress

Inbound Interfaces

Total ABS Interface Connections = 4

- Total Planned Tests = 3
- Total Completed Tests = 1

Average Performance Outcome = 10 - Inadequate

Outbound Cycle 3 Full Integration Testing Progress

Outbound Interfaces

Total ABS Interface Connections = 3

- Total Planned Tests = 6
- Total Completed Tests = 1

Average Performance Outcome = 10 - Inadequate

UAT Execution

Overall User Story Testing

Combined Counts

- Total Unique Activities = 193
- Planned Testing = 420
- Actual Testing = 154

Average Performance Outcome = 19 - Satisfactory

User Story Testing - Agency Defined Activities

Combined Counts

- Total Unique Activities = 9
- Planned Testing = 16
- Actual Testing =

Average Performance Outcome = N/A

User Story Testing

AAM

- Total Unique Activities = 45
- Planned Testing =
- Actual Testing =

Average Performance Outcome = N/A

AMFR

- Total Unique Activities = 21
- Planned Testing = 52
- Actual Testing =

Average Performance Outcome = N/A

AR

- Total Unique Activities = 20
- Planned Testing = 7
- Actual Testing = 3

Average Performance Outcome = 10 - Inadequate

BK

- Total Unique Activities =
- Planned Testing =
- Actual Testing =

Average Performance Outcome = N/A

User Story Testing

BM/CC

- Total Unique Activities = 11
- Planned Testing = 32
- Actual Testing = 25

Average Performance Outcome = 19 - Satisfactory

CT

- Total Unique Activities = 1
- Planned Testing =
- Actual Testing =

Average Performance Outcome = N/A

DM

- Total Unique Activities = 37
- Planned Testing = 185
- Actual Testing = 81

Average Performance Outcome = 20 - Satisfactory

GM

- Total Unique Activities = 3
- Planned Testing =
- Actual Testing =

Average Performance Outcome = N/A

User Story Testing

IU

- Total Unique Activities = 17
- Planned Testing = 68
- Actual Testing = 45

Average Performance Outcome = 20 - Satisfactory

PM

- Total Unique Activities = 11
- Planned Testing = 22
- Actual Testing =

Average Performance Outcome = N/A

PR

- Total Unique Activities = 27
- Planned Testing = 54
- Actual Testing =

Average Performance Outcome = N/A

RA

- Total Unique Activities =
- Planned Testing =
- Actual Testing =

Average Performance Outcome = N/A

SAC

- Total Unique Activities =
- Planned Testing =
- Actual Testing =

Average Performance Outcome = N/A

Role Mapping

Total Number of Identified End Users = 56

- Number of End Users in Initial Load = 53
- Number of Enabled End Users in UAT Environment = 53

Percent of End Users in Initial Load = 94.64%

Prerequisite Training

Total Number of Learning Paths for End Users in Initial Load = 285

- UAT Learning Paths Completed = 83

Percent Complete = 29.12%

UAT Participant Identification

Registered Inter/Intraunit Transactions Attendance	Attended Inter/Intraunit Transactions	Registered Working with Projects Attendance	Attended Working with Projects	Registered Customers & Receivables Attendance	Attended Managing Customers & Receivables
3	3	3	3	3	3

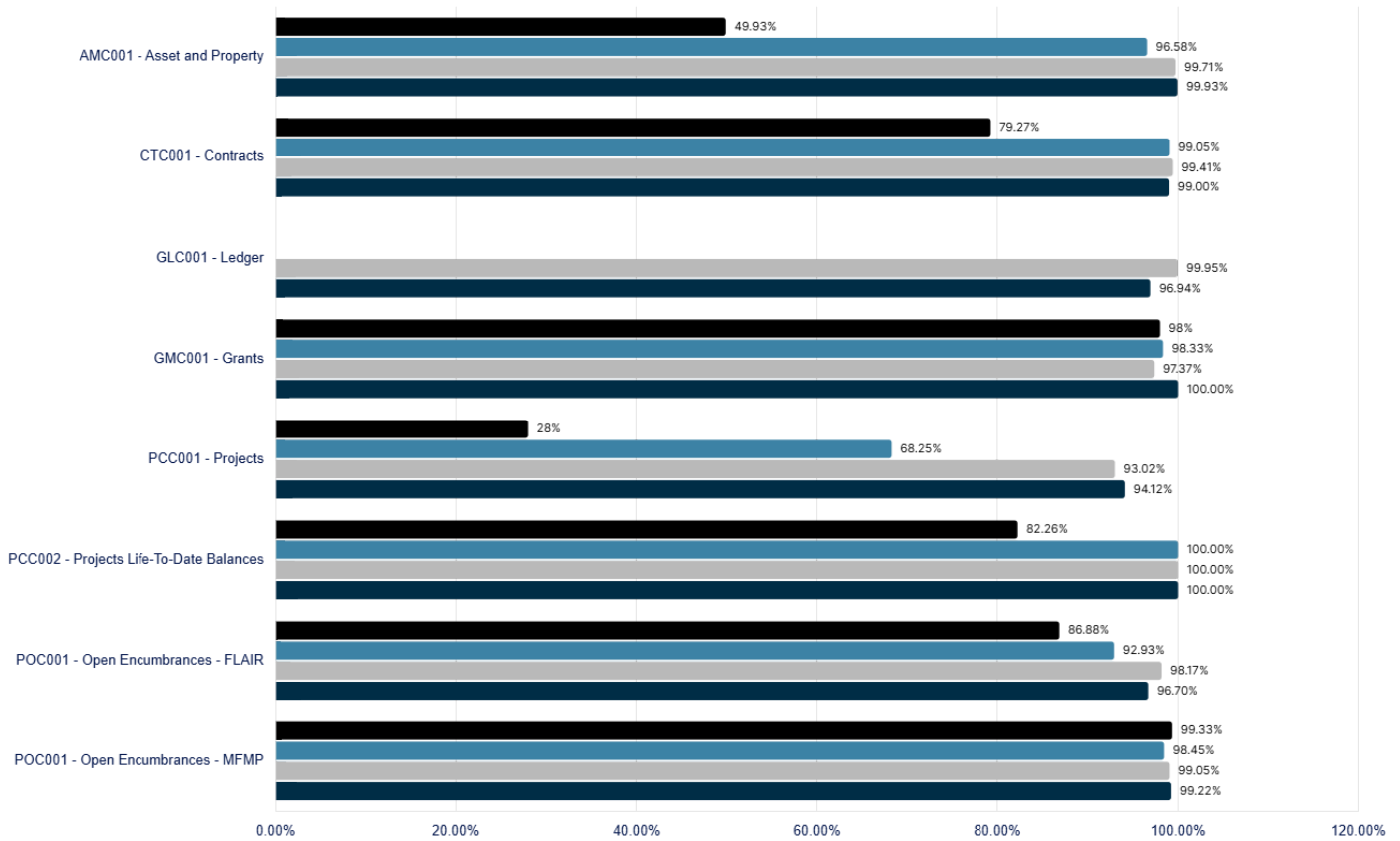
Conversion and Data Readiness

Mock 4 Data Cleansing Status

Conversion Name	Mock 4 - Total Number of Records Received	Mock 4 - Successful Load Percentage	Mock 4 - Data Cleansing Status	Comments
AMC001 - Asset and Property	49047	99.93%	Complete	
CTC001 - Contracts	2407	99%	Complete	
GLC001 - Ledger	49756	96.94%	Complete	
GMC001 - Grants	150	100%	Complete	
PCC001 - Projects	68	94.12%	Complete	
PCC002 - Projects Life-To-Date Balances	151	100%	Complete	
POC001 - Open Encumbrances	FLAIR - 3883 MFMP - 7313	FLAIR - 96.70% MFMP - 99.22%	Complete	

Conversion Load Percentages

● Mock 1 - Successful Load Percentage ● Mock 2 - Successful Load Percentage ● Mock 3 - Successful Load Percentage ● Mock 4 - Successful Load Percentage



Submission

Agency Sponsor Confirmation

The form you are attempting to access is no longer active.

[Smartsheet.com](https://www.smartsheet.com)

FDLE Progress Report Confirmation

Reporting Period	Agency Sponsor Name:	Confirmed By:	Confirmation Date:
March 2026	Mike Moore	mikemoore@fdle.state.fl.us	03/31/26
February 2026	Mike Moore	mikemoore@fdle.state.fl.us	02/27/26
January 2026	Mike Moore	mikemoore@fdle.state.fl.us	01/30/26

FDOT Progress Report - Testing

March 2026

Interface Cycle 2 - Technical Testing

Incomplete Cycle 2 Testing Report

Agency Business System	Florida PALM Interface Name	Interface Direction	Status	If not started, what is the expected start date?	Planned testing completion date?	What are the current blockers to being complete?
Asset Management Inventory System	AMI008 - Inbound Asset Physical Inventory CSV File Load	Inbound	In Progress		04/03/26	No blockers, currently running through tests towards completion.

Inbound Cycle 2 Technical Interface Testing

Inbound Interfaces Planned to be Tested = 18

- Testing Not Started = 0
- Testing In Progress = 1
- Testing Complete = 17

Percent Complete = 94.44%

Outbound Cycle 2 Technical Interface Testing

Outbound Interfaces Planned to be Tested = 88

- Testing Not Started = 0
- Testing In Progress = 0
- Testing Complete = 88

Percent Complete = 100%

Interface Cycle 3 - Full Integration Testing

Inbound Cycle 3 Full Integration Testing Progress

Inbound Interfaces

Total ABS Interface Connections = 18

- Total Planned Tests = 36
- Total Completed Tests = 16

Average Performance Outcome = 20 - Satisfactory

Outbound Cycle 3 Full Integration Testing Progress

Outbound Interfaces

Total ABS Interface Connections = 88

- Total Planned Tests = 292
- Total Completed Tests = 487

Average Performance Outcome = 17.33 - Inadequate

UAT Execution

Overall User Story Testing

Combined Counts

- Total Unique Activities = 3629
- Planned Testing = 16
- Actual Testing = 673

Average Performance Outcome = 19 - Satisfactory

User Story Testing - Agency Defined Activities

Combined Counts

- Total Unique Activities = 498
- Planned Testing =
- Actual Testing = 95

Average Performance Outcome = 20 - Satisfactory

User Story Testing

AAM

- Total Unique Activities = 356
- Planned Testing =
- Actual Testing = 168

Average Performance Outcome = 20 - Satisfactory

AMFR

- Total Unique Activities = 504
- Planned Testing =
- Actual Testing = 64

Average Performance Outcome = 20 - Satisfactory

AR

- Total Unique Activities = 471
- Planned Testing = 2
- Actual Testing = 56

Average Performance Outcome = 20 - Satisfactory

BK

- Total Unique Activities = 7
- Planned Testing = 14
- Actual Testing =

Average Performance Outcome = N/A

User Story Testing

BM/CC

- Total Unique Activities = 24
- Planned Testing =
- Actual Testing = 4

Average Performance Outcome = 20 - Satisfactory

CT

- Total Unique Activities = 23
- Planned Testing =
- Actual Testing = 4

Average Performance Outcome = 20 - Satisfactory

DM

- Total Unique Activities = 1189
- Planned Testing =
- Actual Testing = 74

Average Performance Outcome = 19 - Satisfactory

GM

- Total Unique Activities = 36
- Planned Testing =
- Actual Testing = 1

Average Performance Outcome = 20 - Satisfactory

User Story Testing

IU

- Total Unique Activities = 819
- Planned Testing =
- Actual Testing = 230

Average Performance Outcome = 20 - Satisfactory

PM

- Total Unique Activities = 80
- Planned Testing =
- Actual Testing =

Average Performance Outcome = N/A

PR

- Total Unique Activities = 81
- Planned Testing =
- Actual Testing = 72

Average Performance Outcome = 17 - Inadequate

RA

- Total Unique Activities = 26
- Planned Testing =
- Actual Testing =

Average Performance Outcome = N/A

SAC

- Total Unique Activities = 13
- Planned Testing =
- Actual Testing =

Average Performance Outcome = N/A

Role Mapping

Total Number of Identified End Users = 743

- Number of End Users in Initial Load = 42
- Number of Enabled End Users in UAT Environment = 41

Prerequisite Training

Total Number of Learning Paths for End Users in Initial Load = 174

- UAT Learning Paths Completed = 102

Percent Complete = 58.62%

Percent of End Users in Initial Load = 5.65%

UAT Participant Identification

Registered Inter/Intraunit Transactions Attendance	Attended Inter/Intraunit Transactions	Registered Working with Projects Attendance	Attended Working with Projects	Registered Customers & Receivables Attendance	Attended Managing Customers & Receivables
3	3	3	3	3	3

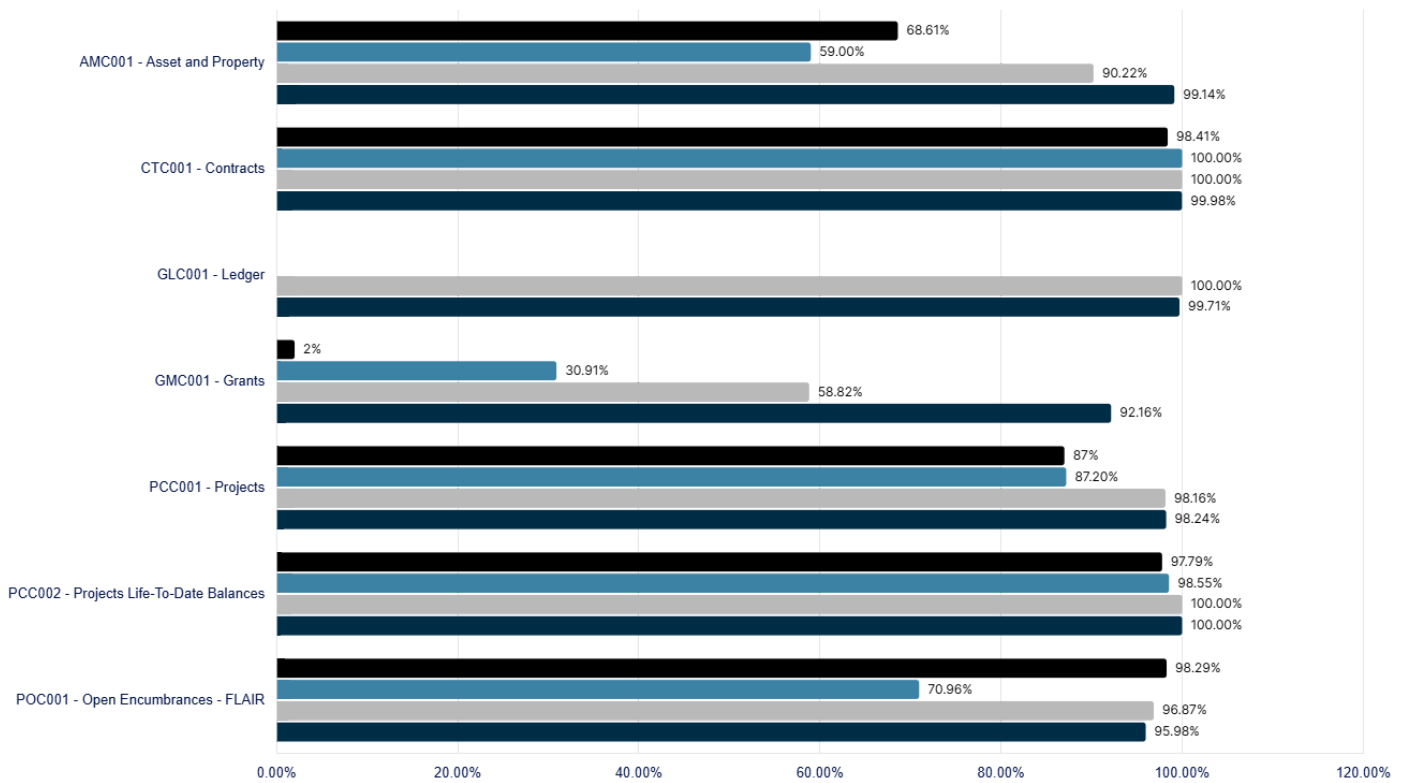
Conversion and Data Readiness

Mock 4 Data Cleansing Status

Conversion Name	Mock 4 - Total Number of Records Received	Mock 4 - Successful Load Percentage	Mock 4 - Data Cleansing Status	Comments
AMC001 - Asset and Property	153228	99.14%	Complete	NON- APPROPRIATED FUNDS / LOCAL FUNDS (SF = 8,9), NOT IN PALM – IE 50 8 415031 55000000: Funds have been requested of the Statewide Financial Reporting Section of DFS and are expected to be configured in PALM. Will review at next refresh. Any Location Code Mapping Errors will be resolved when Conversion sheets reopen.
CTC001 - Contracts	15780	99.98%	Complete	
GLC001 - Ledger	751614	99.71%	Complete	Local funds (or state fund = 8) are not included in the conversion. Fund questionnaires have been submitted to DFS so that the local funds can be added to PALM (2/18/2026). Please collaborate with A&A to include these essential funds in PALM UAT.
GMC001 - Grants	94	92.16%	Complete	The following are expected to be corrected and available in PALM: 55.046, 20.200 and 20.205.
POC001 - Open Encumbrances	95675	95.98%	Complete	FDOT will plan to ensure projects are updated at go-live with prep and testing ongoing in UAT.

Conversion Load Percentages

● Mock 1 - Successful Load Percentage ● Mock 2 - Successful Load Percentage ● Mock 3 - Successful Load Percentage ● Mock 4 - Successful Load Percentage



Submission

Agency Sponsor Confirmation

The form you are attempting to access is no longer active.

[Smartsheet.com](https://smartsheet.com)

FDOT Progress Report Confirmation

Reporting Period	Agency Sponsor Name:	Confirmed By:	Confirmation Date:
March 2026	Lisa Saliba	lisa.saliba@dot.state.fl.us	03/30/26
February 2026	Lisa Saliba	lisa.saliba@dot.state.fl.us	02/27/26
January 2026	Lisa Saliba	lisa.saliba@dot.state.fl.us	01/30/26

FGCC Progress Report - Testing

March 2026

Interface Cycle 3 - Full Integration Testing

Inbound Cycle 3 Full Integration Testing Progress

Inbound Interfaces

Total ABS Interface Connections = 0

- Total Planned Tests = 0

- Total Completed Tests = 0

Average Performance Outcome = 0 - N/A

Outbound Cycle 3 Full Integration Testing Progress

Outbound Interfaces

Total ABS Interface Connections = 14

- Total Planned Tests = 0

- Total Completed Tests = 27

Average Performance Outcome = 20 - Satisfactory

UAT Execution

Overall User Story Testing

Combined Counts

- Total Unique Activities = 441

- Planned Testing = 672

- Actual Testing = 884

Average Performance Outcome = 20 - Satisfactory

User Story Testing - Agency Defined Activities

Combined Counts

- Total Unique Activities = 54

- Planned Testing = 15

- Actual Testing = 16

Average Performance Outcome = 20 - Satisfactory

User Story Testing

AAM

- Total Unique Activities = 58

- Planned Testing =

- Actual Testing =

Average Performance Outcome = N/A

AMFR

- Total Unique Activities = 87

- Planned Testing = 261

- Actual Testing = 301

Average Performance Outcome = 20 - Satisfactory

AR

- Total Unique Activities = 75

- Planned Testing =

- Actual Testing = 7

Average Performance Outcome = 20 - Satisfactory

BK

- Total Unique Activities = 6

- Planned Testing = 18

- Actual Testing =

Average Performance Outcome = N/A

User Story Testing

BM/CC

- Total Unique Activities = 32

- Planned Testing = 96

- Actual Testing = 100

Average Performance Outcome = 20 - Satisfactory

CI

- Total Unique Activities = 7

- Planned Testing =

- Actual Testing =

Average Performance Outcome = N/A

DM

- Total Unique Activities = 78

- Planned Testing = 234

- Actual Testing = 247

Average Performance Outcome = 20 - Satisfactory

GM

- Total Unique Activities =

- Planned Testing =

- Actual Testing =

Average Performance Outcome = N/A

User Story Testing

IU

- Total Unique Activities = 67

- Planned Testing =

- Actual Testing = 201

Average Performance Outcome = 20 - Satisfactory

PM

- Total Unique Activities =

- Planned Testing =

- Actual Testing =

Average Performance Outcome = N/A

PR

- Total Unique Activities = 10

- Planned Testing =

- Actual Testing =

Average Performance Outcome = N/A

RA

- Total Unique Activities = 4

- Planned Testing = 12

- Actual Testing =

Average Performance Outcome = N/A

SAC

- Total Unique Activities = 17

- Planned Testing = 51

- Actual Testing = 28

Average Performance Outcome = 20 - Satisfactory

Role Mapping

Total Number of Identified End Users = 19

- Number of End Users in Initial Load = 4

- Number of Enabled End Users in UAT Environment = 4

Percent of End Users in Initial Load = 21.05%

Prerequisite Training

Total Number of Learning Paths for End Users in Initial Load = 35

- UAT Learning Paths Completed = 30

Percent Complete = 85.71%

UAT Participant Identification

Registered Inter/Intraunit Transactions Attendance	Attended Inter/Intraunit Transactions	Registered Working with Projects Attendance	Attended Working with Projects	Registered Customers & Receivables Attendance	Attended Managing Customers & Receivables
3	3	3	0	3	3

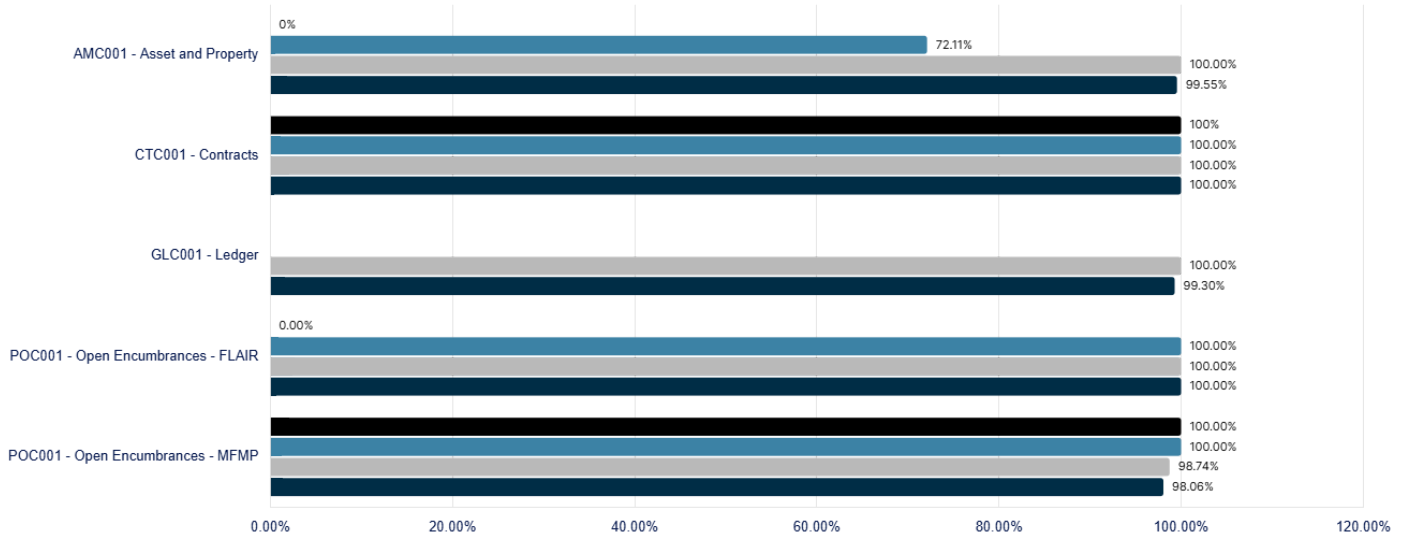
Conversion and Data Readiness

Mock 4 Data Cleansing Status

Conversion Name	Mock 4 - Total Number of Records Received	Mock 4 - Successful Load Percentage	Mock 4 - Data Cleansing Status	Comments
AMC001 - Asset and Property	666	99.55%	In Progress	Aside from the data clean up related to the mock 1 conversion we are also engage in an agency wide process synchronizing our agency property system Gigatrak and the FLAIR property Master File. This means that we anticipate a significant increase of the amount of property that we have in FLAIR.
CTC001 - Contracts	19	100%	Complete	
GLC001 - Ledger	1703	99.30%	In Progress	
POC001 - Open Encumbrances	FLAIR - 76	FLAIR - 100.00%	In Progress	

Conversion Load Percentages

● Mock 1 - Successful Load Percentage ● Mock 2 - Successful Load Percentage ● Mock 3 - Successful Load Percentage ● Mock 4 - Successful Load Percentage



Submission

Agency Sponsor Confirmation

The form you are attempting to access is no longer active.

[Smartsheet.com](https://www.smartsheet.com)

FGCC Progress Report Confirmation

Reporting Period	Agency Sponsor Name:	Confirmed By:	Confirmation Date:
March 2026	Lisa Mustain	lisa.mustain@flgaming.gov	03/31/26
February 2026	Lisa Mustain	lisa.mustain@flgaming.gov	02/25/26
January 2026	Lisa Mustain	lisa.mustain@flgaming.gov	02/02/26

FLHSMV Progress Report - Testing

March 2026

Interface Cycle 2 - Technical Testing

Incomplete Cycle 2 Testing Report

Agency Business System	Florida PALM Interface Name	Interface Direction	Status	If not started, what is the expected start date?	Planned testing completion date?	What are the current blockers to being complete?
Asset Management	AMI002 - Inbound Asset Transfer and Disposal Request	Inbound	In Progress	03/16/26	04/01/26	THIS IS ON HOLD FOR PALM. As of 3/26/2026: The agency met with PALM today, and awaits PALM's response with a high-level solution for the Chartfield sequence number. Follow up meeting: 4/1/2026. Some kind of code change will need to be made to retrieve a value that is in interface that HSMV does not use. At this time we do not have an estimate for that time commitment as we do not have a solution from PALM. As of 3/9/26: The agency awaits PALM's resolution to allow the agency to complete cycle 2 testing for AMI002. (Last update 3/6/26 from PALM: "The AM team is currently reviewing the request. We will provide an update once we receive the feedback.")

Inbound Cycle 2 Technical Interface Testing

Inbound Interfaces Planned to be Tested = 5

- Testing Not Started = 0
- Testing In Progress = 1
- Testing Complete = 4

Percent Complete = 80%

Outbound Cycle 2 Technical Interface Testing

Outbound Interfaces Planned to be Tested = 4

- Testing Not Started = 0
- Testing In Progress = 0
- Testing Complete = 4

Percent Complete = 100%

Interface Cycle 3 - Full Integration Testing

Inbound Cycle 3 Full Integration Testing Progress

Inbound Interfaces

Total ABS Interface Connections = 5

- Total Planned Tests = 20
- Total Completed Tests = 0

Average Performance Outcome = 0 - N/A

Outbound Cycle 3 Full Integration Testing Progress

Outbound Interfaces

Total ABS Interface Connections = 4

- Total Planned Tests = 16
- Total Completed Tests = 0

Average Performance Outcome = 0 - N/A

UAT Execution

Overall User Story Testing

Combined Counts

- Total Unique Activities = 389
- Planned Testing = 211
- Actual Testing = 22

Average Performance Outcome = 21 - Satisfactory

User Story Testing - Agency Defined Activities

Combined Counts

- Total Unique Activities = 17
- Planned Testing = 6
- Actual Testing =

Average Performance Outcome = N/A

User Story Testing

AAM

- Total Unique Activities = 59
- Planned Testing =
- Actual Testing =

Average Performance Outcome = N/A

AMFR

- Total Unique Activities = 30
- Planned Testing =
- Actual Testing =

Average Performance Outcome = N/A

AR

- Total Unique Activities = 34
- Planned Testing = 34
- Actual Testing =

Average Performance Outcome = N/A

BK

- Total Unique Activities = 5
- Planned Testing = 5
- Actual Testing =

Average Performance Outcome = N/A

User Story Testing

BM/CC

- Total Unique Activities = 22
- Planned Testing = 18
- Actual Testing =

Average Performance Outcome = N/A

CT

- Total Unique Activities = 3
- Planned Testing = 3
- Actual Testing =

Average Performance Outcome = N/A

DM

- Total Unique Activities = 67
- Planned Testing = 67
- Actual Testing = 6

Average Performance Outcome = 17 - Inadequate

GM

- Total Unique Activities = 8
- Planned Testing = 8
- Actual Testing =

Average Performance Outcome = N/A

User Story Testing

IU

- Total Unique Activities = 57
- Planned Testing = 55
- Actual Testing =

Average Performance Outcome = N/A

PM

- Total Unique Activities = 39
- Planned Testing = 19
- Actual Testing = 16

Average Performance Outcome = 23 - Satisfactory

PR

- Total Unique Activities = 47
- Planned Testing = 2
- Actual Testing =

Average Performance Outcome = N/A

RA

- Total Unique Activities =
- Planned Testing =
- Actual Testing =

Average Performance Outcome = N/A

SAC

- Total Unique Activities = 18
- Planned Testing =
- Actual Testing =

Average Performance Outcome = N/A

Role Mapping

Total Number of Identified End Users = 71

- Number of End Users in Initial Load = 66

- Number of Enabled End Users in UAT Environment = 65

Percent of End Users in Initial Load = 92.96%

Prerequisite Training

Total Number of Learning Paths for End Users in Initial Load = 219

- UAT Learning Paths Completed = 109

Percent Complete = 49.77%

UAT Participant Identification

Registered Inter/Intraunit Transactions Attendance	Attended Inter/Intraunit Transactions	Registered Working with Projects Attendance	Attended Working with Projects	Registered Customers & Receivables Attendance	Attended Managing Customers & Receivables
3	3	3	3	3	2

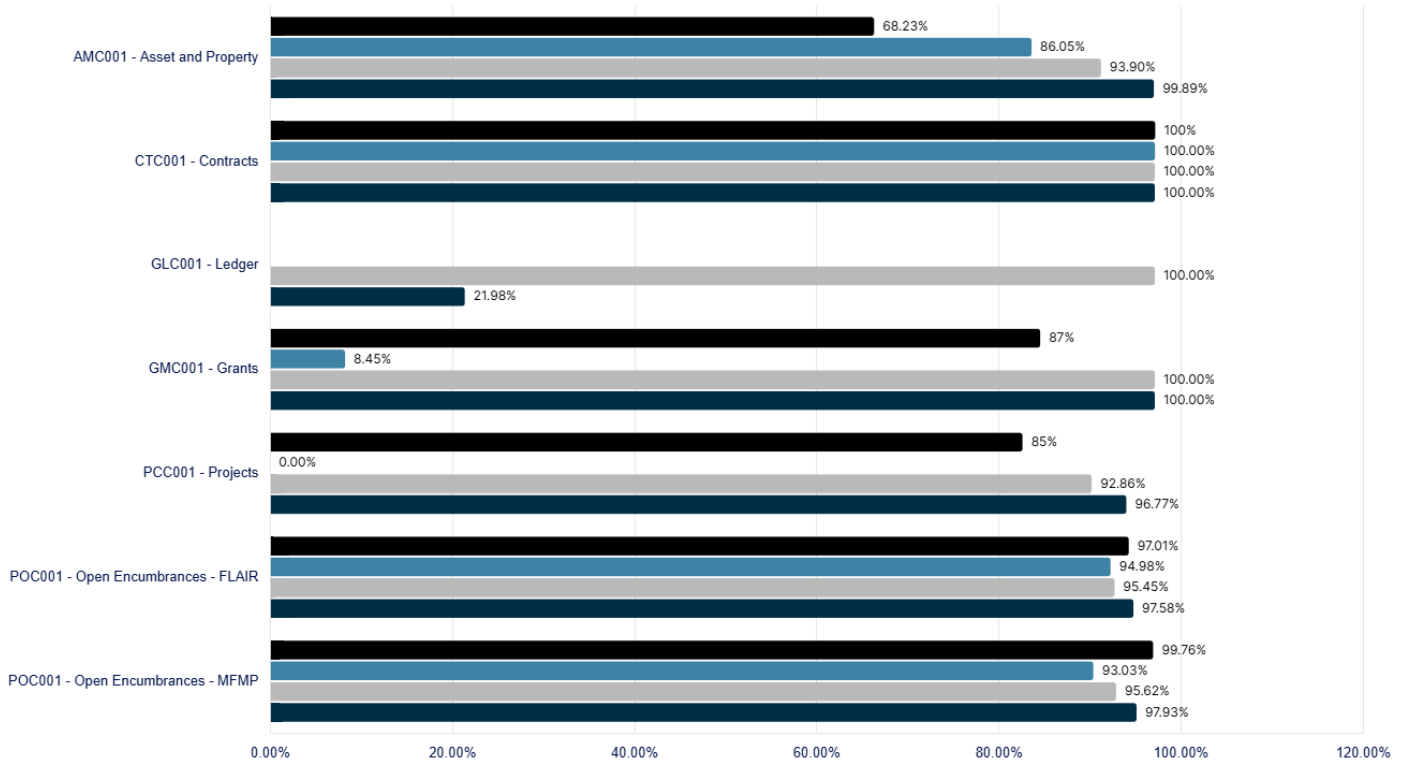
Conversion and Data Readiness

Mock 4 Data Cleansing Status

Conversion Name	Mock 4 - Total Number of Records Received	Mock 4 - Successful Load Percentage	Mock 4 - Data Cleansing Status	Comments
AMC001 - Asset and Property	90669	99.89%	Complete	Confirmed complete 2/17/26.
CTC001 - Contracts	91	100%	Complete	Confirmed complete 1/16/2026.
GLC001 - Ledger	37419	21.98%	Complete	Confirmed complete 2/17/26.
GMC001 - Grants	370	100%	Complete	Confirmed completed review for new grants 2/27/26.
PCC001 - Projects	31	96.77%	Complete	Confirmed complete 2/24/26.
POC001 - Open Encumbrances	FLAIR - 826 MFMP - 5077	FLAIR - 97.58% MFMP - 97.93%	Complete	Confirmed complete 2/23/26 (SC per GS). Also confirmed KKC001 extract OK from Mock 4 as of 2/23/26.

Conversion Load Percentages

● Mock 1 - Successful Load Percentage ● Mock 2 - Successful Load Percentage ● Mock 3 - Successful Load Percentage ● Mock 4 - Successful Load Percentage



Submission

Agency Sponsor Confirmation

The form you are attempting to access is no longer active.

[Smartsheet.com](https://www.smartsheet.com)

FLHSMV Progress Report Confirmation

Reporting Period	Agency Sponsor Name:	Confirmed By:	Confirmation Date:
March 2026	Steve Burch	steveburch@flhsmv.gov	03/31/26
February 2026	Steve Burch	steveburch@flhsmv.gov	02/27/26
January 2026	Steve Burch	steveburch@flhsmv.gov	01/27/26

FSDB Progress Report - Testing

March 2026

UAT Execution

Overall User Story Testing

Combined Counts

- Total Unique Activities =
- Planned Testing =
- Actual Testing =

Average Performance Outcome = N/A

User Story Testing - Agency Defined Activities

Combined Counts

- Total Unique Activities = 9
- Planned Testing = 100
- Actual Testing = 22

Average Performance Outcome = 20 - Satisfactory

User Story Testing

AAM

- Total Unique Activities =
- Planned Testing =
- Actual Testing =

Average Performance Outcome = N/A

AMFR

- Total Unique Activities =
- Planned Testing =
- Actual Testing =

Average Performance Outcome = N/A

AR

- Total Unique Activities =
- Planned Testing =
- Actual Testing =

Average Performance Outcome = N/A

BK

- Total Unique Activities =
- Planned Testing =
- Actual Testing =

Average Performance Outcome = N/A

User Story Testing

BM/CC

- Total Unique Activities =
- Planned Testing =
- Actual Testing =

Average Performance Outcome = N/A

CT

- Total Unique Activities =
- Planned Testing =
- Actual Testing =

Average Performance Outcome = N/A

DM

- Total Unique Activities =
- Planned Testing =
- Actual Testing =

Average Performance Outcome = N/A

GM

- Total Unique Activities =
- Planned Testing =
- Actual Testing =

Average Performance Outcome = N/A

User Story Testing

IU

- Total Unique Activities =
- Planned Testing =
- Actual Testing =

Average Performance Outcome = N/A

PM

- Total Unique Activities =
- Planned Testing =
- Actual Testing =

Average Performance Outcome = N/A

PR

- Total Unique Activities =
- Planned Testing =
- Actual Testing =

Average Performance Outcome = N/A

RA

- Total Unique Activities =
- Planned Testing =
- Actual Testing =

Average Performance Outcome = N/A

SAC

- Total Unique Activities =
- Planned Testing =
- Actual Testing =

Average Performance Outcome = N/A

Role Mapping

Total Number of Identified End Users = 13

- Number of End Users in Initial Load = 11
- Number of Enabled End Users in UAT Environment = 13

Percent of End Users in Initial Load = 84.62%

Prerequisite Training

Total Number of Learning Paths for End Users in Initial Load = 72

- UAT Learning Paths Completed = 58

Percent Complete = 80.56%

UAT Participant Identification

Registered Inter/Intraunit Transactions Attendance	Attended Inter/Intraunit Transactions	Registered Working with Projects Attendance	Attended Working with Projects	Registered Customers & Receivables Attendance	Attended Managing Customers & Receivables
2	0	2	0	2	0

Conversion and Data Readiness

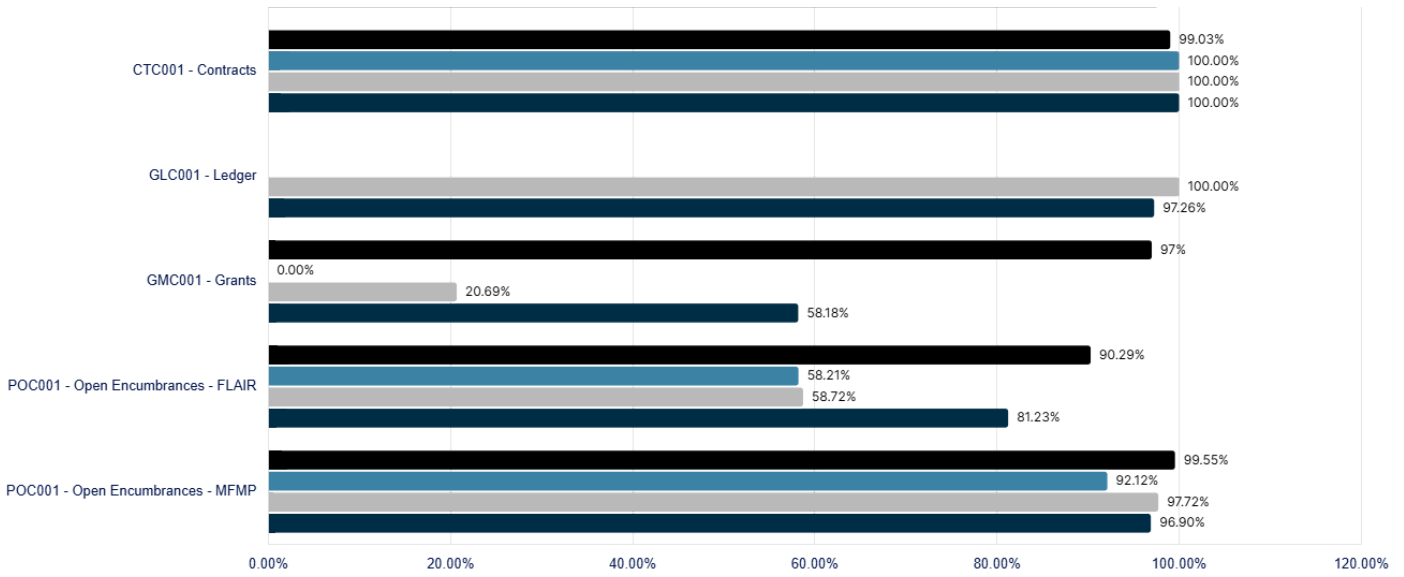
Mock 4 Data Cleansing Status

Conversion Name	Mock 4 - Total Number of Records Received	Mock 4 - Successful Load Percentage	Mock 4 - Data Cleansing Status	Comments
AMC001 - Asset and Property	12306	97.68%	In Progress	Still missing more than \$7 million in recorded assets from FLAIR to PALM. Tangible property, 4,000 items, are missing room numbers they were located in last inventory. Data is in FLAIR but not in PALM. PALM says these will have to be added manually by FSDB.
CTC001 - Contracts	235	100%	Complete	
GLC001 - Ledger	7086	97.26%	In Progress	
GMC001 - Grants	32	58.18%	In Progress	Grant data load is old data
POC001 - Open Encumbrances	FLAIR - 373 MFMP - 1643	FLAIR - 81.23% MFMP - 96.90%	In Progress	Close enough

Conversion Load Percentages

● Mock 1 - Successful Load Percentage ● Mock 2 - Successful Load Percentage ● Mock 3 - Successful Load Percentage ● Mock 4 - Successful Load Percentage





Submission

Agency Sponsor Confirmation

The form you are attempting to access is no longer active.

[Smartsheet.com](https://www.smartsheet.com)

FSDB Progress Report Confirmation

Reporting Period	Agency Sponsor Name:	Confirmed By:	Confirmation Date:
March 2026	Tracie C. Snow	snowt@fsdbk12.org	03/30/26
February 2026	Tracie C. Snow	snowt@fsdbk12.org	03/02/26
January 2026	Tracie C. Snow	snowt@fsdbk12.org	01/27/26

FWC Progress Report - Testing

March 2026

Interface Cycle 3 - Full Integration Testing

Inbound Cycle 3 Full Integration Testing Progress

Inbound Interfaces

Total ABS Interface Connections = 0

- Total Planned Tests = 0

- Total Completed Tests = 0

Average Performance Outcome = 0 - N/A

Outbound Cycle 3 Full Integration Testing Progress

Outbound Interfaces

Total ABS Interface Connections = 2

- Total Planned Tests = 4

- Total Completed Tests = 4

Average Performance Outcome = 20 - Satisfactory

UAT Execution

Overall User Story Testing

Combined Counts

- Total Unique Activities = 248

- Planned Testing = 127

- Actual Testing = 133

Average Performance Outcome = 20 - Satisfactory

User Story Testing - Agency Defined Activities

Combined Counts

- Total Unique Activities =

- Planned Testing =

- Actual Testing =

Average Performance Outcome = N/A

User Story Testing

AAM

- Total Unique Activities = 29

- Planned Testing =

- Actual Testing =

Average Performance Outcome = N/A

AMFR

- Total Unique Activities = 31

- Planned Testing = 11

- Actual Testing = 17

Average Performance Outcome = 20 - Satisfactory

AR

- Total Unique Activities = 39

- Planned Testing = 4

- Actual Testing = 4

Average Performance Outcome = 20 - Satisfactory

BK

- Total Unique Activities = 4

- Planned Testing =

- Actual Testing =

Average Performance Outcome = N/A

User Story Testing

BM/CC

- Total Unique Activities = 20

- Planned Testing = 12

- Actual Testing = 12

Average Performance Outcome = 20 - Satisfactory

CI

- Total Unique Activities =

- Planned Testing =

- Actual Testing =

Average Performance Outcome = N/A

DM

- Total Unique Activities = 43

- Planned Testing = 29

- Actual Testing = 29

Average Performance Outcome = 20 - Satisfactory

GM

- Total Unique Activities =

- Planned Testing =

- Actual Testing =

Average Performance Outcome = N/A

User Story Testing

IU

- Total Unique Activities = 35

- Planned Testing = 34

- Actual Testing = 34

Average Performance Outcome = 20 - Satisfactory

PM

- Total Unique Activities = 17

- Planned Testing = 15

- Actual Testing = 15

Average Performance Outcome = 20 - Satisfactory

PR

- Total Unique Activities = 28

- Planned Testing = 20

- Actual Testing = 20

Average Performance Outcome = 20 - Satisfactory

RA

- Total Unique Activities = 2

- Planned Testing = 2

- Actual Testing = 2

Average Performance Outcome = 20 - Satisfactory

SAC

- Total Unique Activities =

- Planned Testing =

- Actual Testing =

Average Performance Outcome = N/A

Role Mapping

Total Number of Identified End Users = 120

- Number of End Users in Initial Load = 115

- Number of Enabled End Users in UAT Environment = 115

Percent of End Users in Initial Load = 95.83%

Prerequisite Training

Total Number of Learning Paths for End Users in Initial Load = 406

- UAT Learning Paths Completed = 284

Percent Complete = 69.95%

UAT Participant Identification

Registered Inter/Intraunit Transactions Attendance	Attended Inter/Intraunit Transactions	Registered Working with Projects Attendance	Attended Working with Projects	Registered Customers & Receivables Attendance	Attended Managing Customers & Receivables
3	3	3	3	3	3

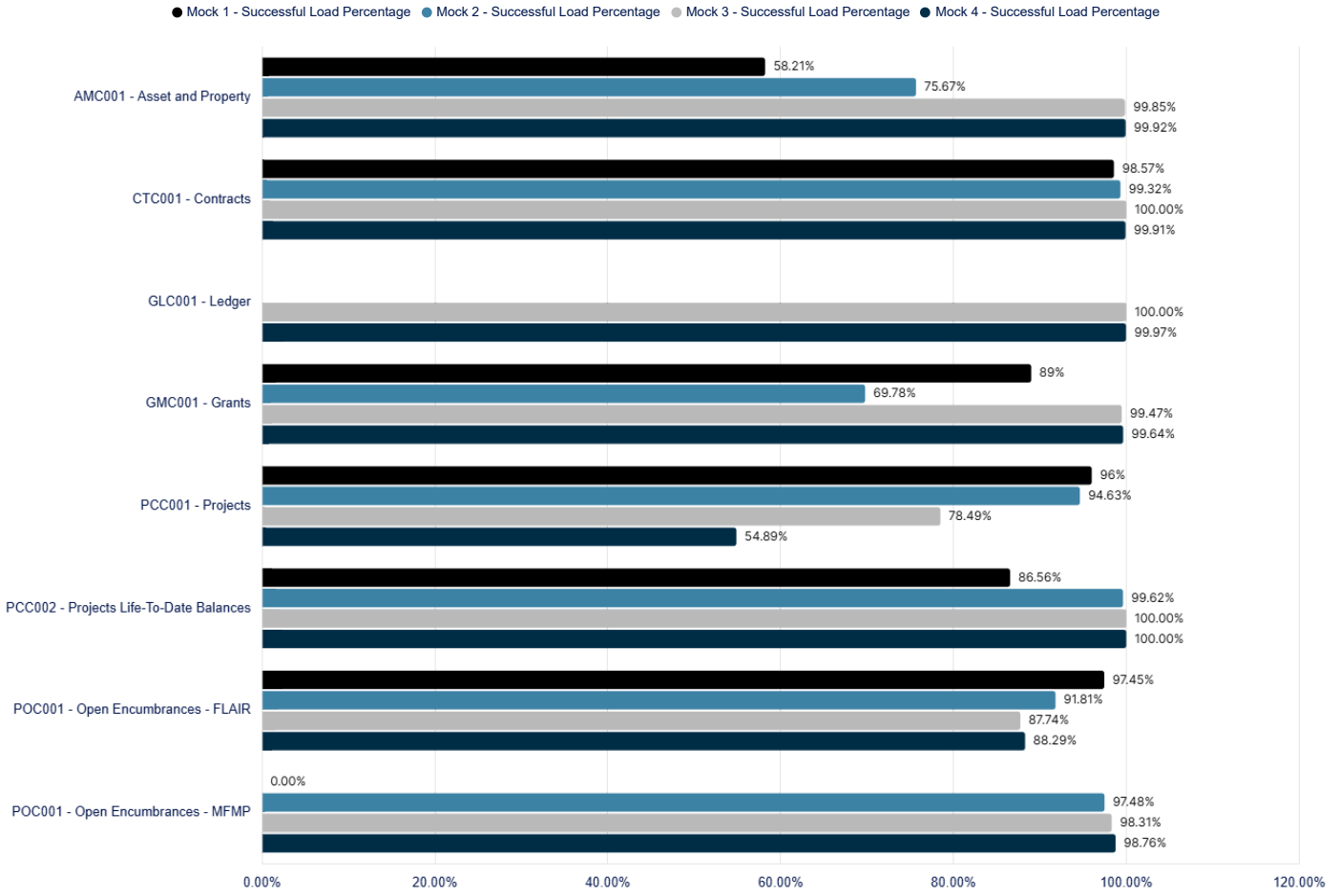
Conversion and Data Readiness

Mock 4 Data Cleansing Status

Conversion Name	Mock 4 - Total Number of Records Received	Mock 4 - Successful Load Percentage	Mock 4 - Data Cleansing Status	Comments
AMC001 - Asset and Property	61992	99.92%	Complete	
CTC001 - Contracts	1097	99.91%	Complete	
GLC001 - Ledger	321616	99.97%	Complete	
GMC001 - Grants	550	99.64%	Complete	
PCC001 - Projects	133	54.89%	Complete	

PCC002 - Projects Life-To-Date Balances	1181	100%	Complete	
POC001 - Open Encumbrances	FLAIR - 1896 MFMP - 9046	FLAIR - 88.29% MFMP - 98.76%	Complete	

Conversion Load Percentages



Submission

Agency Sponsor Confirmation

The form you are attempting to access is no longer active.

[Smartsheet.com](https://smartsheet.com)

FWC Progress Report Confirmation

Reporting Period	Agency Sponsor Name:	Confirmed By:	Confirmation Date:
March 2026	Jessica Crawford	jessica.crawford@myfwc.com	03/31/26
February 2026	Jessica Crawford	jessica.crawford@myfwc.com	02/27/26
January 2026	Jessica Crawford	jessica.crawford@myfwc.com	01/29/26

JAC Progress Report - Testing

March 2026

Interface Cycle 3 - Full Integration Testing

Inbound Cycle 3 Full Integration Testing Progress

Inbound Interfaces

- Total ABS Interface Connections = 2
- Total Planned Tests = 20
- Total Completed Tests = 30

Average Performance Outcome = 25 - Above Expectations

Outbound Cycle 3 Full Integration Testing Progress

Outbound Interfaces

- Total ABS Interface Connections = 12
- Total Planned Tests = 330
- Total Completed Tests = 330

Average Performance Outcome = 26.36 - Above Expectations

UAT Execution

Overall User Story Testing

Combined Counts

- Total Unique Activities = 464
- Planned Testing = 33
- Actual Testing = 66

Average Performance Outcome = 20 - Satisfactory

User Story Testing - Agency Defined Activities

Combined Counts

- Total Unique Activities =
- Planned Testing =
- Actual Testing =

Average Performance Outcome = N/A

User Story Testing

AAM

- Total Unique Activities = 39
- Planned Testing =
- Actual Testing =

Average Performance Outcome = N/A

AMER

- Total Unique Activities = 52
- Planned Testing =
- Actual Testing =

Average Performance Outcome = N/A

AR

- Total Unique Activities = 47
- Planned Testing =
- Actual Testing =

Average Performance Outcome = N/A

BK

- Total Unique Activities = 6
- Planned Testing =
- Actual Testing =

Average Performance Outcome = N/A

User Story Testing

BM/CC

- Total Unique Activities = 39
- Planned Testing = 33
- Actual Testing = 66

Average Performance Outcome = 20 - Satisfactory

CT

- Total Unique Activities =
- Planned Testing =
- Actual Testing =

Average Performance Outcome = N/A

DM

- Total Unique Activities = 68
- Planned Testing =
- Actual Testing =

Average Performance Outcome = N/A

GM

- Total Unique Activities =
- Planned Testing =
- Actual Testing =

Average Performance Outcome = N/A

User Story Testing

IU

- Total Unique Activities = 87
- Planned Testing =
- Actual Testing =

Average Performance Outcome = N/A

PM

- Total Unique Activities = 57
- Planned Testing =
- Actual Testing =

Average Performance Outcome = N/A

PR

- Total Unique Activities = 31
- Planned Testing =
- Actual Testing =

Average Performance Outcome = N/A

RA

- Total Unique Activities = 2
- Planned Testing =
- Actual Testing =

Average Performance Outcome = N/A

SAC

- Total Unique Activities = 17
- Planned Testing =
- Actual Testing =

Average Performance Outcome = N/A

Role Mapping

Total Number of Identified End Users = 269

- Number of End Users in Initial Load = 88
- Number of Enabled End Users in UAT Environment = 88

Percent of End Users in Initial Load = 32.71%

Prerequisite Training

Total Number of Learning Paths for End Users in Initial Load = 488

- UAT Learning Paths Completed = 386

Percent Complete = 79.1%

UAT Participant Identification

Registered Inter/Intraunit Transactions Attendance	Attended Inter/Intraunit Transactions	Registered Working with Projects Attendance	Attended Working with Projects	Registered Customers & Receivables Attendance	Attended Managing Customers & Receivables
3	3	3	3	2	1

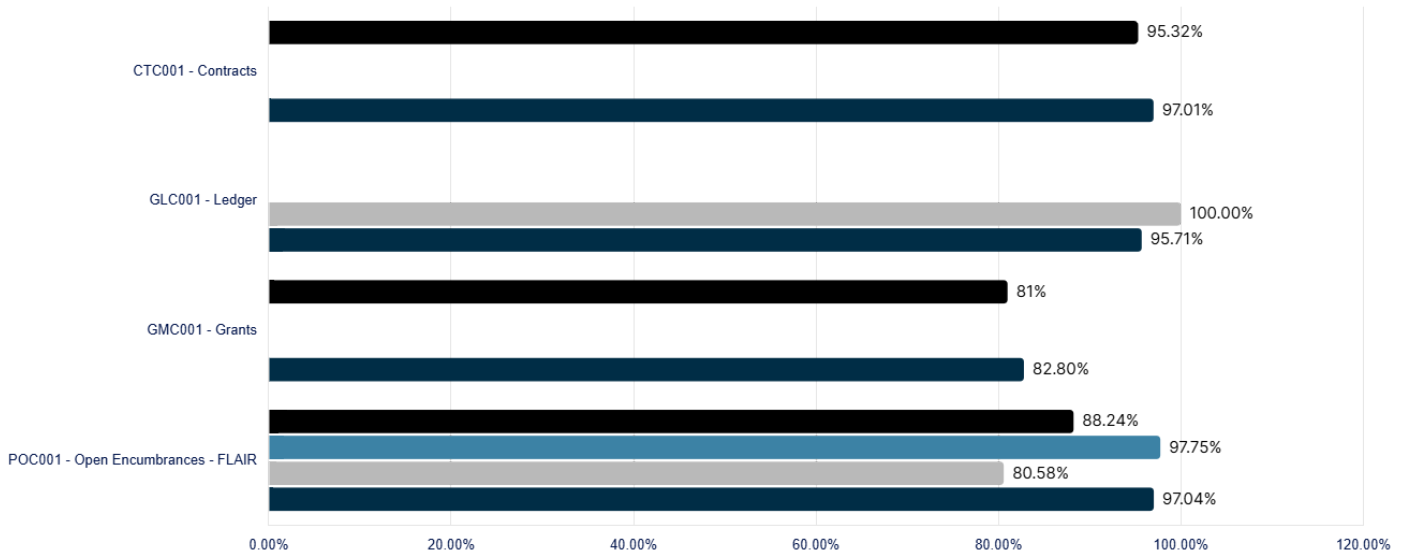
Conversion and Data Readiness

Mock 4 Data Cleansing Status

Conversion Name	Mock 4 - Total Number of Records Received	Mock 4 - Successful Load Percentage	Mock 4 - Data Cleansing Status	Comments
CTC001 - Contracts	468	97.01%	In Progress	There are a 58 Contracts in FLAIR with an active status but FACTS shows Deleted or has no record. I will ask the FACTS team to update FLAIR when the Master Balance records have been adjusted. 210 of the contracts are already in Delete status and won't be loaded with the next conversion.
GLC001 - Ledger	36365	95.71%	In Progress	We have updated our conversion to resolve orgs that were not mapped. We are working on making correcting entries in FLAIR.
GMC001 - Grants	93	82.80%	In Progress	There are a 7 Grants in FLAIR with an active status but FACTS shows Deleted . I will ask the FACTS team to update FLAIR when the Master Balance records have been adjusted. 13 of the Grants are already in Delete status and won't be loaded with the next conversion.
POC001 - Open Encumbrances	135	97.04%	Complete	The only Item that fell out was an IU encumbrance, which JAC will enter manually into PALM at go live. No updates needed.

Conversion Load Percentages

● Mock 1 - Successful Load Percentage
 ● Mock 2 - Successful Load Percentage
 ● Mock 3 - Successful Load Percentage
 ● Mock 4 - Successful Load Percentage



Submission

Agency Sponsor Confirmation

The form you are attempting to access is no longer active.

[Smartsheet.com](https://www.smartsheet.com)

JAC Progress Report Confirmation

Reporting Period	Agency Sponsor Name:	Confirmed By:	Confirmation Date:
March 2026	Alton L Colvin Jr	rip.colvin@justiceadmin.org	03/31/26
February 2026	Alton L Colvin Jr	rip.colvin@justiceadmin.org	02/27/26
January 2026	Alton L Colvin Jr	rip.colvin@justiceadmin.org	01/30/26

LEG Progress Report - Testing

March 2026

Interface Cycle 2 - Technical Testing

Incomplete Cycle 2 Testing Report

Agency Business System	Florida PALM Interface Name	Interface Direction	Status	If not started, what is the expected start date?	Planned testing completion date?	What are the current blockers to being complete?
Legislative Personnel / Payroll System	PRI007 - Outbound Salary Detail File	Outbound	Not Started	03/02/26	03/31/26	The payroll team has been working on and is continuing to review and analyze the PRI007 data received with the vendor.

Inbound Cycle 2 Technical Interface Testing

Outbound Cycle 2 Technical Interface Testing

Outbound Interfaces Planned to be Tested = 1

- Testing Not Started = 1
- Testing In Progress = 0
- Testing Complete = 0

Percent Complete = 0%

Interface Cycle 3 - Full Integration Testing

Inbound Cycle 3 Full Integration Testing Progress

Inbound Interfaces

Total ABS Interface Connections = 7

- Total Planned Tests = 108
- Total Completed Tests = 0

Average Performance Outcome = 0 - N/A

Outbound Cycle 3 Full Integration Testing Progress

Outbound Interfaces

Total ABS Interface Connections = 1

- Total Planned Tests = 4
- Total Completed Tests = 0

Average Performance Outcome = 0 - N/A

UAT Execution

Overall User Story Testing

Combined Counts

- Total Unique Activities = 251
- Planned Testing = 393
- Actual Testing = 430

Average Performance Outcome = 19 - Satisfactory

User Story Testing - Agency Defined Activities

Combined Counts

- Total Unique Activities =
- Planned Testing =
- Actual Testing =

Average Performance Outcome = N/A

User Story Testing

AAM

- Total Unique Activities = 41
- Planned Testing =
- Actual Testing =

Average Performance Outcome = N/A

AMFR

- Total Unique Activities = 33
- Planned Testing = 47
- Actual Testing = 12

Average Performance Outcome = 20 - Satisfactory

AR

- Total Unique Activities = 47
- Planned Testing =
- Actual Testing =

Average Performance Outcome = N/A

BK

- Total Unique Activities = 5
- Planned Testing =
- Actual Testing =

Average Performance Outcome = N/A

User Story Testing

BM/CC

- Total Unique Activities = 20
- Planned Testing = 50
- Actual Testing = 32

Average Performance Outcome = 20 - Satisfactory

CT

- Total Unique Activities =
- Planned Testing =
- Actual Testing =

Average Performance Outcome = N/A

DM

- Total Unique Activities = 51
- Planned Testing = 213
- Actual Testing = 305

Average Performance Outcome = 17 - Inadequate

GM

- Total Unique Activities =
- Planned Testing =
- Actual Testing =

Average Performance Outcome = N/A

User Story Testing

IU

- Total Unique Activities = 35
- Planned Testing = 83
- Actual Testing = 81

Average Performance Outcome = 20 - Satisfactory

PM

- Total Unique Activities =
- Planned Testing =
- Actual Testing =

Average Performance Outcome = N/A

PR

- Total Unique Activities = 9
- Planned Testing =
- Actual Testing =

Average Performance Outcome = N/A

RA

- Total Unique Activities = 2
- Planned Testing =
- Actual Testing =

Average Performance Outcome = N/A

SAC

- Total Unique Activities =
- Planned Testing =
- Actual Testing =

Average Performance Outcome = N/A

Role Mapping

Total Number of Identified End Users = 34

- Number of End Users in Initial Load = 27

- Number of Enabled End Users in UAT Environment = 27

Percent of End Users in Initial Load = 79.41%

Prerequisite Training

Total Number of Learning Paths for End Users in Initial Load = 175

- UAT Learning Paths Completed = 101

Percent Complete = 57.71%

UAT Participant Identification

Registered Inter/Intraunit Transactions Attendance	Attended Inter/Intraunit Transactions	Registered Working with Projects Attendance	Attended Working with Projects	Registered Customers & Receivables Attendance	Attended Managing Customers & Receivables
3	3	3	0	3	2

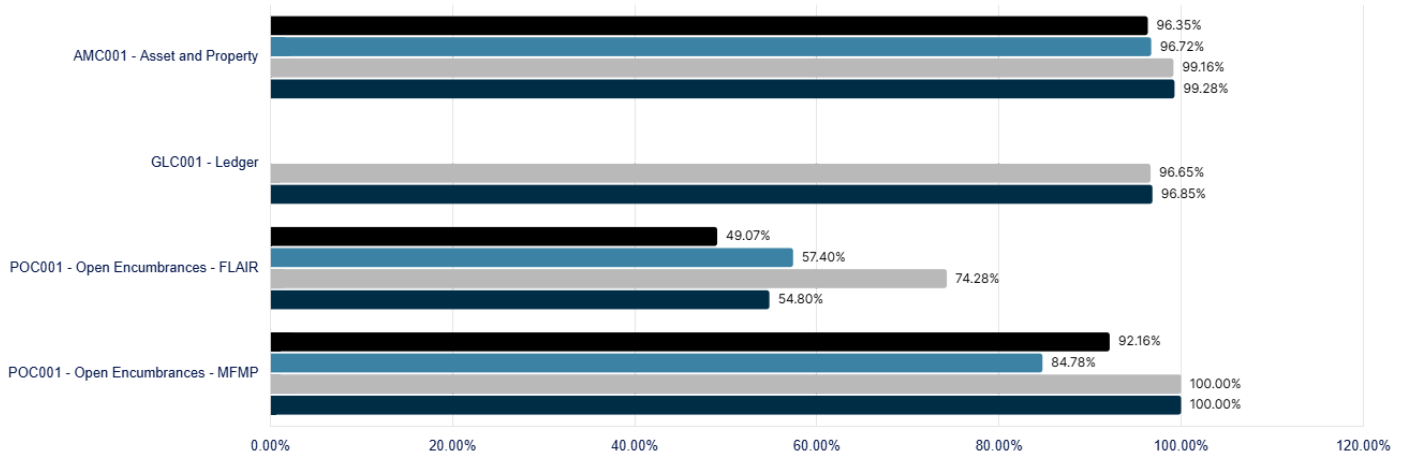
Conversion and Data Readiness

Mock 4 Data Cleansing Status

Conversion Name	Mock 4 - Total Number of Records Received	Mock 4 - Successful Load Percentage	Mock 4 - Data Cleansing Status	Comments
AMC001 - Asset and Property	71313	99.28%	Complete	
GLC001 - Ledger	34038	96.85%	Complete	
POC001 - Open Encumbrances	FLAIR - 907 MFMP - 331	FLAIR - 54.80% MFMP - 100.00%	Complete	

Conversion Load Percentages

● Mock 1 - Successful Load Percentage ● Mock 2 - Successful Load Percentage ● Mock 3 - Successful Load Percentage ● Mock 4 - Successful Load Percentage



Submission

Agency Sponsor Confirmation

The form you are attempting to access is no longer active.

[Smartsheet.com](https://smartsheet.com)

LEG Progress Report Confirmation

Reporting Period	Agency Sponsor Name:	Confirmed By:	Confirmation Date:
March 2026	Heather Cleary	cleary.heather@leg.state.fl.us	03/31/26
February 2026	Heather Cleary	cleary.heather@leg.state.fl.us	03/02/26
January 2026	Heather Cleary	cleary.heather@leg.state.fl.us	01/30/26

PSC Progress Report - Testing

March 2026

UAT Execution

Overall User Story Testing

Combined Counts

- Total Unique Activities = 60
- Planned Testing = 213
- Actual Testing = 10

Average Performance Outcome = 20 - Satisfactory

User Story Testing - Agency Defined Activities

Combined Counts

- Total Unique Activities =
- Planned Testing =
- Actual Testing =

Average Performance Outcome = N/A

User Story Testing

AAM

- Total Unique Activities = 8
- Planned Testing =
- Actual Testing =

Average Performance Outcome = N/A

AMFR

- Total Unique Activities = 11
- Planned Testing = 36
- Actual Testing =

Average Performance Outcome = N/A

AR

- Total Unique Activities = 4
- Planned Testing = 14
- Actual Testing =

Average Performance Outcome = N/A

BK

- Total Unique Activities = 3
- Planned Testing = 1
- Actual Testing =

Average Performance Outcome = N/A

User Story Testing

BM/CC

- Total Unique Activities = 6
- Planned Testing = 90
- Actual Testing = 10

Average Performance Outcome = 20 - Satisfactory

CT

- Total Unique Activities =
- Planned Testing =
- Actual Testing =

Average Performance Outcome = N/A

DM

- Total Unique Activities = 13
- Planned Testing = 60
- Actual Testing =

Average Performance Outcome = N/A

GM

- Total Unique Activities =
- Planned Testing =
- Actual Testing =

Average Performance Outcome = N/A

User Story Testing

IU

- Total Unique Activities = 14
- Planned Testing = 10
- Actual Testing =

Average Performance Outcome = N/A

PM

- Total Unique Activities = 1
- Planned Testing = 2
- Actual Testing =

Average Performance Outcome = N/A

PR

- Total Unique Activities =
- Planned Testing =
- Actual Testing =

Average Performance Outcome = N/A

RA

- Total Unique Activities =
- Planned Testing =
- Actual Testing =

Average Performance Outcome = N/A

SAC

- Total Unique Activities =
- Planned Testing =
- Actual Testing =

Average Performance Outcome = N/A

Role Mapping

Total Number of Identified End Users = 11

- Number of End Users in Initial Load = 6
- Number of Enabled End Users in UAT Environment = 11

Percent of End Users in Initial Load = 54.55%

Prerequisite Training

Total Number of Learning Paths for End Users in Initial Load = 32

- UAT Learning Paths Completed = 24

Percent Complete = 75%

UAT Participant Identification

Registered Inter/Intraunit Transactions Attendance	Attended Inter/Intraunit Transactions	Registered Working with Projects Attendance	Attended Working with Projects	Registered Customers & Receivables Attendance	Attended Managing Customers & Receivables
3	2	0	0	2	0

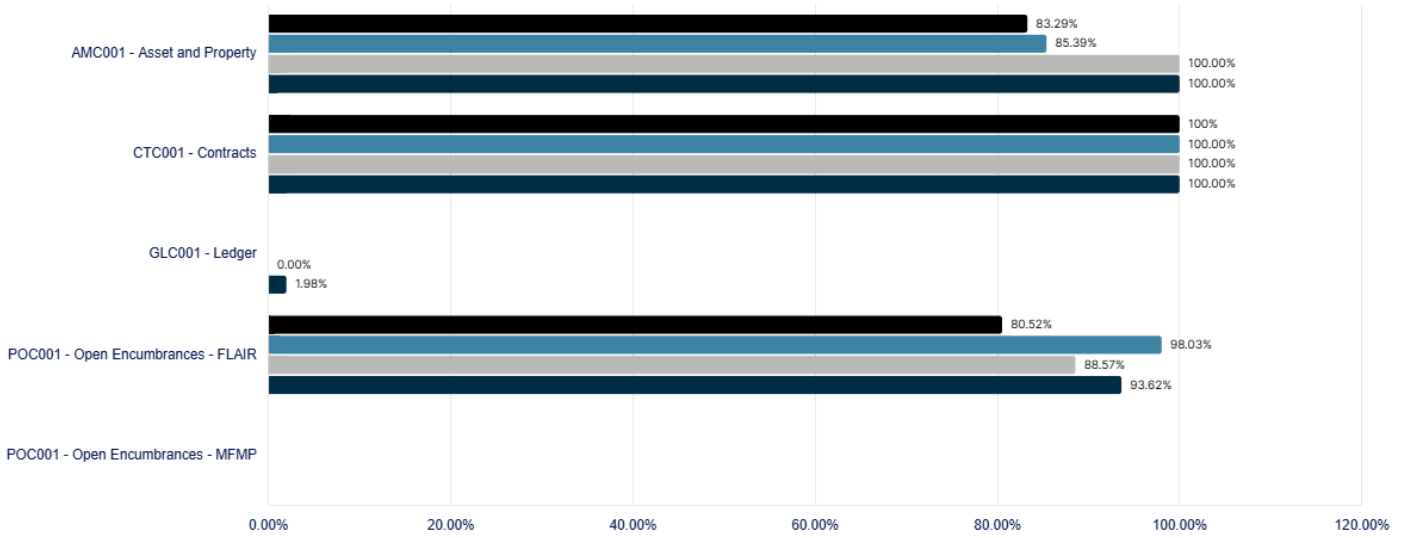
Conversion and Data Readiness

Mock 4 Data Cleansing Status

Conversion Name	Mock 4 - Total Number of Records Received	Mock 4 - Successful Load Percentage	Mock 4 - Data Cleansing Status	Comments
AMC001 - Asset and Property	933	100%	Complete	
CTC001 - Contracts	26	100%	Complete	
GLC001 - Ledger	2276	1.98%	Complete	Recorded FYE 24-25 post closing adjustment entries in FLAIR.
POC001 - Open Encumbrances	439	93.62%	Complete	

Conversion Load Percentages

● Mock 1 - Successful Load Percentage ● Mock 2 - Successful Load Percentage ● Mock 3 - Successful Load Percentage ● Mock 4 - Successful Load Percentage



Submission

Agency Sponsor Confirmation

The form you are attempting to access is no longer active.

[Smartsheet.com](https://www.smartsheet.com)

PSC Progress Report Confirmation

Reporting Period	Agency Sponsor Name:	Confirmed By:	Confirmation Date:
March 2026	Apryl Lynn	alynn@psc.state.fl.us	03/27/26
February 2026	Apryl Lynn	alynn@psc.state.fl.us	02/25/26
January 2026	Apryl Lynn	alynn@psc.state.fl.us	01/27/26

SCS Progress Report - Testing

March 2026

Interface Cycle 3 - Full Integration Testing

Inbound Cycle 3 Full Integration Testing Progress

Inbound Interfaces

- Total ABS Interface Connections = 2
- Total Planned Tests = 4
- Total Completed Tests = 4

Average Performance Outcome = 20 - Satisfactory

Outbound Cycle 3 Full Integration Testing Progress

Outbound Interfaces

- Total ABS Interface Connections = 12
- Total Planned Tests = 29
- Total Completed Tests = 0

Average Performance Outcome = 0 - N/A

UAT Execution

Overall User Story Testing

Combined Counts

- Total Unique Activities = 163
- Planned Testing = 163
- Actual Testing = 163

Average Performance Outcome = 20 - Satisfactory

User Story Testing - Agency Defined Activities

Combined Counts

- Total Unique Activities = 136
- Planned Testing = 2
- Actual Testing = 38

Average Performance Outcome = 17 - Inadequate

User Story Testing

AAM

- Total Unique Activities = 28
- Planned Testing = 28
- Actual Testing = 28

Average Performance Outcome = 20 - Satisfactory

AMER

- Total Unique Activities = 17
- Planned Testing = 17
- Actual Testing = 17

Average Performance Outcome = 20 - Satisfactory

AR

- Total Unique Activities = 23
- Planned Testing = 23
- Actual Testing = 23

Average Performance Outcome = 20 - Satisfactory

BK

- Total Unique Activities = 5
- Planned Testing = 5
- Actual Testing = 5

Average Performance Outcome = 20 - Satisfactory

User Story Testing

BM/CC

- Total Unique Activities = 8
- Planned Testing = 8
- Actual Testing = 8

Average Performance Outcome = 20 - Satisfactory

CI

- Total Unique Activities = 2
- Planned Testing = 2
- Actual Testing = 2

Average Performance Outcome = 20 - Satisfactory

DM

- Total Unique Activities = 24
- Planned Testing = 24
- Actual Testing = 24

Average Performance Outcome = 20 - Satisfactory

GM

- Total Unique Activities = 3
- Planned Testing = 3
- Actual Testing = 3

Average Performance Outcome = 20 - Satisfactory

User Story Testing

IU

- Total Unique Activities = 13
- Planned Testing = 13
- Actual Testing = 13

Average Performance Outcome = 20 - Satisfactory

PM

- Total Unique Activities = 10
- Planned Testing = 10
- Actual Testing = 10

Average Performance Outcome = 20 - Satisfactory

PR

- Total Unique Activities = 28
- Planned Testing = 28
- Actual Testing = 28

Average Performance Outcome = 20 - Satisfactory

RA

- Total Unique Activities = 2
- Planned Testing = 2
- Actual Testing = 2

Average Performance Outcome = 20 - Satisfactory

SAC

- Total Unique Activities =
- Planned Testing =
- Actual Testing =

Average Performance Outcome = N/A

Role Mapping

Total Number of Identified End Users = 165

- Number of End Users in Initial Load = 159
- Number of Enabled End Users in UAT Environment = 160

Percent of End Users in Initial Load = 96.36%

Prerequisite Training

Total Number of Learning Paths for End Users in Initial Load = 614

- UAT Learning Paths Completed = 96

Percent Complete = 15.64%

UAT Participant Identification

Registered Inter/Intraunit Transactions Attendance	Attended Inter/Intraunit Transactions	Registered Working with Projects Attendance	Attended Working with Projects	Registered Customers & Receivables Attendance	Attended Managing Customers & Receivables
3	3	2	2	3	2

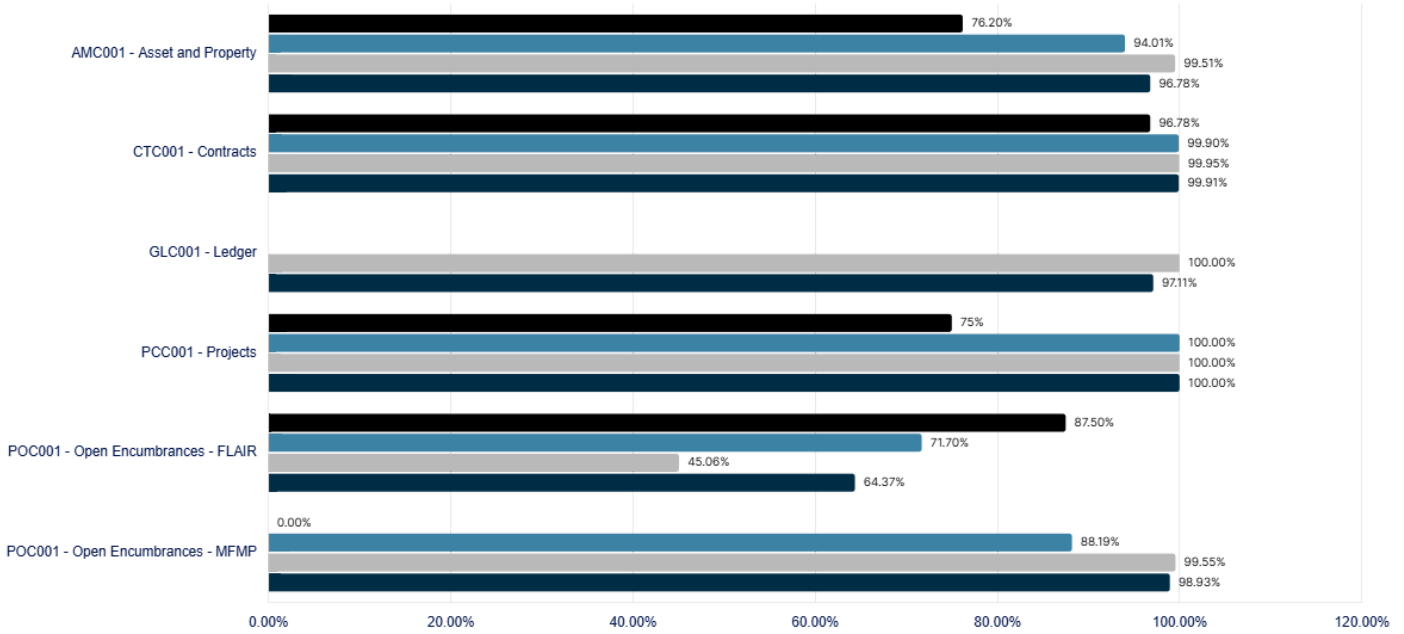
Conversion and Data Readiness

Mock 4 Data Cleansing Status

Conversion Name	Mock 4 - Total Number of Records Received	Mock 4 - Successful Load Percentage	Mock 4 - Data Cleansing Status	Comments
AMC001 - Asset and Property	42984	96.78%	Complete	SCS has approved to load Mock 4 conversion data
CTC001 - Contracts	4501	99.91%	Complete	SCS has approved to load Mock 4 conversion data
GLC001 - Ledger	43122	97.11%	Complete	SCS has approved to load Mock 4 conversion data
PCC001 - Projects	8	100%	Complete	SCS has approved to load Mock 4 conversion data
POC001 - Open Encumbrances	FLAIR - 174 MFMP - 3647	FLAIR - 64.37% MFMP - 98.93%	Complete	SCS has approved to load Mock 4 conversion data

Conversion Load Percentages

● Mock 1 - Successful Load Percentage
 ● Mock 2 - Successful Load Percentage
 ● Mock 3 - Successful Load Percentage
 ● Mock 4 - Successful Load Percentage



Submission

Agency Sponsor Confirmation

The form you are attempting to access is no longer active.

[Smartsheet.com](https://www.smartsheet.com)

SCS Progress Report Confirmation

Reporting Period	Agency Sponsor Name:	Confirmed By:	Confirmation Date:
March 2026	Eric W. Maclure, State Courts Administrator, for State Courts System	macluree@ficcourts.org	03/30/26
February 2026	Eric W. Maclure, State Courts Administrator, for State Courts System	macluree@ficcourts.org	02/24/26
January 2026	Eric W. Maclure, State Courts Administrator, for State Courts System	macluree@ficcourts.org	01/29/26