

# FloridaPALM

Planning, Accounting, and Ledger Management



# EXECUTIVE STEERING COMMITTEE

DEPARTMENT OF FINANCIAL SERVICES

JULY 17, 2024



# ADMINISTRATIVE

TOMMY WERNER



# Administrative Budget

FY 2023-2024 Spend Plan Summary as of June 30, 2024				
Category	Projected FYTD	Incurred FYTD	Released FYTD	Release Remaining
<b>FLAIR System Replacement</b>	<b>\$43,228,028</b>	<b>\$39,059,751</b>	<b>\$43,537,735</b>	<b>\$4,477,984</b>
SSI Implementation Services	\$29,745,300	\$26,329,800		
Facilities and Maintenance	\$415,692	\$415,692		
Production Support	\$8,752,151	\$8,639,651		
Production Support Administration	\$47,904	\$48,427		
Oracle Software and Maintenance	\$2,123,516	\$1,716,850		
Project Administration	\$150,000	\$121,707		
Additional Facilities	\$84,960	\$51,921		
ERP and OC Support Services	\$1,701,785	\$1,604,335		
QA Support Services	\$206,720	\$131,368		
IT Service Management	\$790,590	\$695,427	\$2,000,000	\$1,304,573
Contingency	\$0	\$0	\$0	\$0
DMS IV&V Transfer	\$6,053,061	\$6,053,061	\$6,053,061	\$0
Salaries & Benefits	\$7,380,813	\$7,273,565	\$9,743,087	\$2,469,522
HR Transfer and Risk Management Insurance	\$32,587	\$32,587	\$32,587	\$0
<b>Total:</b>	<b>\$57,485,079</b>	<b>\$53,114,391</b>	<b>\$61,366,470</b>	<b>\$8,252,079</b>



# Administrative Budget

FY 2024-2025 Spend Plan Summary as of July 1, 2024			
Category	Projected	Released FYTD	Release Remaining
<b>FLAIR System Replacement</b>	<b>\$45,117,910</b>	<b>\$11,595,340</b>	<b>\$11,595,340</b>
SSI Implementation Services	\$28,946,400		
Facilities and Maintenance	\$415,692		
Production Support	\$9,243,877		
Production Support Administration	\$53,839		
Oracle Software and Maintenance	\$1,906,754		
Project Administration	\$210,000		
Additional Facilities	\$129,724		
ERP and OC Support Services	\$3,273,888		
QA Support Services	\$937,736		
IT Service Management	\$895,303	\$1,293,553	\$1,293,553
Contingency	\$0	\$0	\$0
Salaries & Benefits	\$9,886,462	\$9,886,462	\$9,886,462
HR Transfer and Risk Management Insurance	\$32,587	\$32,587	\$32,587
<b>Total:</b>	<b>\$55,932,262</b>	<b>\$22,807,942</b>	<b>\$22,807,942</b>



# Administrative Risks and Issues

- ▶ No new Issues have been opened or closed
- ▶ Six Risks with score of 6 or higher:
  - Risk 4 – Agency Engagement
  - Risk 5 – Timing and Efficiency of Information Sharing
  - Risk 6 – Contracts outside of the Project
  - Risk 7 – Design Segment IV
  - Risk 8 – Build Segments
  - Risk 9 – System Testing



# Administrative Schedule

Stage Gate	Critical Path Item	Status
<p><b>SG2 - Ready to Begin System Testing</b>  <b>08/30/2024</b>                      Criteria: Design is at least 95% complete and Segment I Build is complete                      Approval Level: Project Director - ESC Awareness</p>	Solution Design – Segment III (D641)	Complete
	Process Models – Payroll (D639)	Complete
	Master Data Configuration Workbooks (D640)	Complete
	Updated Technical Architecture Design (D642)	Complete
	Update Process Models – Financials – Segment III (I-WP101)	Complete
	Build – Segment I (D646)	Complete
	Solution Design – Segment IV (D644)	In Progress
	Update Process Models – Financials – Segment IV (I-WP101)	In Progress
	Environment Builds – System Test Environment	Future
<p><b>SG4 – Agency Readiness</b>  <b>11/26/2025</b>                      Criteria: Agency Readiness Certifications have been received                      Approval Level: ESC</p>	Training Build (I-WP110)	Future
	Role Mapping Worksheet (I-WP118)	Future
	Readiness Workplan (I-WP126)	Complete
	Agency Readiness Certification (I-WP128)	In Progress



# Administrative Schedule

Stage Gate	Critical Path Item	Status
<p><b>SG3 – Ready to Begin UAT</b>  <b>03/28/2025</b>                      Criteria: Design and Build are complete; System Test is at least 90% complete; UAT environment is ready for testing                      Approval Level: ESC</p>	Establish DW/BI Environments (D647)	Complete
	Build – Segment II (D648)	In Progress
	Security Roles Matrix (WP405)	In Progress
	Environment Builds – Mock Conversion Test Environment	Future
	Environment Builds – Interface Test Environment	Future
	Solution Design – DW/BI (D650)	In Progress
	Mock Conversion I (D651)	Future
	Build – Segment III (D649)	Future
	Build – DW/BI – Segment I (D653)	Future
	System Test – Segment I (D652)	Future
	Mock Conversion II (System Test) (D655)	Future
	Build – Segment IV (D654)	Future
	Build – DW/BI – Segment II (D659)	Future
	Environment Builds - UAT Test Environment	Future
	System Test – Segment II (D656)	Future
	Build – DW/BI – Segment III (D688)	Future
	Mock Conversion III (UAT) (D657)	Future
	System Test – DW/BI (D661)	Future





# INDEPENDENT VERIFICATION AND VALIDATION (IV&V)

CONTENT PROVIDED BY PUBLIC  
CONSULTING GROUP



# IV&V Update

## Project Management

- ▶ Delayed tasks have increased from 228 in the May Monthly Assessment Report to 395 as of the 6/30/24 status date in the Florida PALM Project Schedule
  - Configurations with Future Dependencies with 95
  - D650 – Completion of Solution Design (Requirements) Segment IV DW/BI with 61
  - D648 – Completion of Build Segment II with 73
  - I-WP129 – Develop ETL Technical Specifications, Programs, and Unit Test Plans with 40
  - Additional WPs, Internal Work Products (I-WPs), and Project Management-related tasks make up the rest
- ▶ The SPI continues to hold steady above .90. This means the Project is progressing at above 90% of the planned pace
- ▶ The overall PMO risk rating was increased to a high Green



# IV&V Update

## Open Findings

- ▶ Finding 12 – Inconsistency in Requirements Traceability
  - Opened in the Florida PALM IV&V September Monthly Assessment Report
    - Additional cross-checks are in place to mitigate future inconsistencies between the RTM and the Functional Designs
  - Florida PALM IV&V is performing a traceability analysis as part of reviewing D644 – Completion of Solution Design (Requirements) Segment IV
    - Florida PALM IV&V has performed a similar analysis on previous Deliverables and identified inconsistencies, but these were corrected prior to Deliverable acceptance



# IV&V Update

## Open Findings

- ▶ Finding 14 – Risk that Delays in Application Build Could Impact Completion of System Testing and Start of UAT
  - Build Segment I completed about 7 weeks behind schedule.
  - Build Segment II is behind schedule (targeted to be complete by 6/28/24).
    - Florida PALM IV&V Team estimates completion by 7/19/24 (3 weeks behind schedule).
  - Build Segment III has started and is projected to finish by 9/30/24. This is the largest of the Builds with 131 RICEFW items.
  - Florida PALM Project Team is implementing mitigation strategies as part of Risk #8:
    - Daily Standups to assess Development status and blockers.
    - Shifting Application Design review to ERP Support Services when possible.
    - Adding Development staff (10 additional developers added through December 2024).
  - Florida PALM IV&V is estimating a 4-week delay to completion of Development.



# IV&V Update

## Functional Design

- ▶ Segment IV Design:
  - Successfully completed on 5/31/2024 (on schedule).
  - Florida PALM IV&V is reviewing D644 – Completion of Solution Design (Requirements) Segment IV to assess the continued quality of the Design documentation.
- ▶ Segment V Design:
  - Includes 18 Functional Designs that were identified or approved late in Segment IV Design.
  - Scheduled to complete on 8/2/24.
  - Florida PALM Project Team is ahead of schedule as 4 Functional Designs have been drafted and 2 have been approved prior to the targeted dates.



# IV&V Update

## Development

### ▶ Segment II Build:

- 75 Functional Designs are part of Segment II Build
  - Targeted to be complete by 6/28/24 but is behind schedule with 64 of the 75 approved
  - Florida PALM IV&V currently projects completion of Segment II Build by 7/19/24 (3 weeks behind schedule)
  - Florida PALM IV&V Team will review Segment II Application Development (AD) documents to ensure continued high quality and completeness

### ▶ Segment III-IV Build:

- 131 FDs are part of Segment III Build and 105 for the remaining Build
  - Increase of 10 developers starting in July (25% increase)
  - Florida PALM IV&V is estimating a 4-week delay to completion of the last Build Segment (end of January 2025)
  - System Testing completes in April 2025 per D643 – System Test Plan
  - Stage Gate 3 – Ready to Begin UAT is on 3/28/25



# IV&V Update

## Overlap of System Testing and Development

- ▶ Significant overlap between Dev and System Testing
- ▶ Requires extensive coordination between Dev and Testing teams
- ▶ Risk that delays in Dev could force rescheduling of Testing Cycles, which could impact overall System Testing timeline (IV&V Finding 12 and Project Risk #8)
- ▶ Test planning should include sequencing and prioritization of Dev to support Test schedule

Task	7/1	7/16	8/1	8/16	9/1	9/16	10/1	10/16	11/1	11/16	12/1	12/16	1/1	1/16	2/1	2/16	3/1	3/16	4/1	4/16	4/30	
Build Segment III	█	█																				
Build Segment IV							█	█	█	█	█	█	█									
Cycle 0-Configuration Validation			█	█																		
Cycle 1-Security Validation			█	█																		
Cycle 2-Financials Module Specific Processing					█	█	█	█	█	█												
Cycle 3-Financials Interface Programs Validation							█	█	█	█	█	█										
Cycle 4-Financials Cross Module Processing									█	█	█	█	█	█								
Cycle 5-Core Payroll Processing							█	█	█	█	█	█	█	█	█							
Cycle 6-Miscellaneous Payroll Processing												█	█	█	█	█						
Cycle 7-Cross Application Processing											█	█	█	█	█	█						
Cycle 8-Financials Year End Close Processing															█	█	█	█	█	█	█	█
Cycle 9-Payroll Year End Close Processing																	█	█	█	█	█	█
Mock Conversion Cycle 1 (Milestone)							★															
Mock Conversion Cycle 2 (Milestone)													★									
Mock Conversion Cycle 3 (Milestone)																	★					
Stage Gate 3 - Ready to Begin UAT																				★		
UAT Start																					█	█



# IV&V Update

## Organizational Change Management

- ▶ Florida PALM Readiness Team continues to make adjustments to better support Agencies
  - Implemented changes to the agenda and reminder process for Agency Readiness Touchpoints
  - Moved questions from the General Questions Log into agency-specific folders
  - Created a new UAT Questions Log for agencies
- ▶ Florida PALM Project Leadership reached out to Agency Sponsors of Agencies that have not yet completed Task 513 – Complete Configuration Workbooks for Segments I and II, which has a Direct Impact on the PALM Project





# IV&V Update

## Agency Readiness

- ▶ Agencies are continuing to make progress through critical Tasks, but some are struggling to complete Tasks as scheduled and keep pace with current work
  - Minimal progress observed for Tasks 500-505, with most agencies needing to resubmit updated/corrected information for verification
  - Task 514 – Complete Data Readiness Analysis and Data Cleansing Activities for Segments I and II and Task 515 – Identify Change Impacts and Update Agency Business Process Documentation for Segments I and II also showed minimal progress
  - Number of submissions that had not been Verified as Complete for Task 513—Complete Configuration Workbooks for Segments I and II decreased (3 remain incomplete as of 6/30/24)
  - Task 519 – Remediate Agency Business Systems based on Segment I has seen delays in Agency submissions due to System issues affecting remediation, data dependencies that are contingent on Segment IV and recap in October, and other dependencies on all Segments being rolled out
  - All Agencies submitted and have been Verified as Complete for Task 524 – Complete and Submit End User Readiness Survey Analysis
- ▶ Florida PALM IV&V will be monitoring Task 536 – Create Agency-Specific UAT Plan to assess and ensure Agencies' preparedness for UAT



# READINESS AND IMPLEMENTATION

KIMBERLY KEMP, NIKKI KLEIN,  
STACEY TERRY



# AGENCY READINESS ACTIVITIES



JUL

AUG

SEP

OCT

Nov

DEC

← 531: Remediate Agency Business Systems based on Segment II

← 535: Update Workforce Readiness Plan

548: Identify & Confirm File Managers

550: Confirm Receipt & Distribution of MFT Credentials

← 536A: Create Agency Specific User Acceptance Testing Plan

536B: Create Agency Specific UAT Plan – Subtask B

536C: Create Agency Specific UAT Plan – Subtask C

540: Share Florida PALM Updates

549: Submit Training Survey

559: Share Florida PALM Updates

541: Complete Configuration Workbooks for Segment IV

553: Prepare for Interface Testing

560: Submit Change Analysis Tool

542: Complete Data Readiness Analysis and Data Cleansing Activities for Segment IV

561: Remediate Agency Business Systems based on Segment IV →

543: Identify Change Impacts and Update Agency Business Process Documentation for Segment IV

564: Update Future Florida PALM Users

544: Update Agency Business System Documentation for Segment IV

565: Participate in Mock Conversion 2

566: Validate Detailed Cycle 2 Interface Testing Information

545: Update and Finalize Florida PALM Conversion Inventory for Segment IV

567: Share, Review, and Update Configuration Workbooks →

546: Update Florida PALM Interface Inventory for Segment IV

568: Create Training Plan for Agency Managed End User Training →

547: Remediate Agency Business Systems based on Segment III

554: Participate in Connectivity Testing for Cycle 1 Interface Testing and Mock Conversion 1

555: Certify Data Readiness in Preparation for Mock Conversion 2

556: Certify Conversion Files in Preparation for Mock Conversion 2



# Readiness and Implementation

## Agency Readiness Activities

- ▶ Agency Question Log
  - Since March 2024: 284 questions logged; 207 answered
  - Maintained by RCs in collaboration with Project team
  - Now: Agencies can view their logged questions, status, and response
  - Future: Agencies can view other agencies' questions
- ▶ Task 519 - Remediate ABS Based on Segment I
  - Duration: 1/29/2024 – 6/28/2024; iterative for each design Segment
  - 16 agencies incomplete or not submitted
    - Risk of agencies not being ready for interface testing (January 2025)
- ▶ Secure File Share Portal
  - Established using SharePoint for confidential/sensitive data



# Readiness and Implementation

## Task 513: Complete Configuration Workbooks for Segments I and II

- ▶ Task Due May 13 with “Direct Impact” to Project
- ▶ All agencies complete
- ▶ Currently under review by functional teams
- ▶ 4 agencies chose Allotments Budget Structure - Control

Module	Configuration Workbooks
Accounts Receivable (AR)	Distribution Code Worksheet
Asset Management (AM)	<ul style="list-style-type: none"> <li>• Location Definition Worksheet</li> <li>• Area ID Values Worksheet</li> </ul>
Commitment Control (KK)	Allotments Budget Structure Control Worksheet
General Ledger (GL)	<ul style="list-style-type: none"> <li>• Organization Worksheet</li> <li>• Other Accumulator 1 (OA1) Worksheet</li> <li>• Other Accumulator 2 (OA2) Worksheet</li> <li>• Budgetary Value Combination Edit Worksheet</li> <li>• Local Funds Worksheet</li> </ul>



# Readiness and Implementation

## Segment II RW Task Completion Updates

### Tasks Due 4/12/2024

Task	Project Impact	Complete <i>(Change since last month)</i>	Pending Resubmission	Not Submitted
514 – Complete Data Readiness Analysis and Data Cleansing for Segments I and II	N/A	26 (+5)	4	5
515 – Identify Change Impacts and Update Agency Business Process Documentation for Segments I and II	N/A	20 (+1)	6	9
516 – Update ABS Documentation For Segment II	N/A	32 (+1)	0	3
517 – Update Conversion Inventory for Segment II <i>(All Agencies Marked Complete)</i>	Indirect	35 (+0)	0	0
518 – Update Interface Inventory for Segment II	Indirect	34 (+0)	0	1

As of 7/17/2024



# Readiness and Implementation

## Segment III RW Task Submissions

### Tasks Due 7/12/2024

Task Number and Title	Project Impact	Submitted	Not Submitted
526 – Complete Data Readiness Analysis and Data Cleansing for Segment III	N/A	27	8
527 – Identify Change Impacts and Update Agency Business Process Documentation for Segment III	N/A	24	11
528 – Update ABS Documentation For Segment III	N/A	26	9
529 – Update Conversion Inventory for Segment III	Indirect	33	2
530 – Update Interface Inventory for Segment III	Indirect	30	5

As of 7/17/2024 **FloridaPALM**  
 Planning, Accounting, and Ledger Management

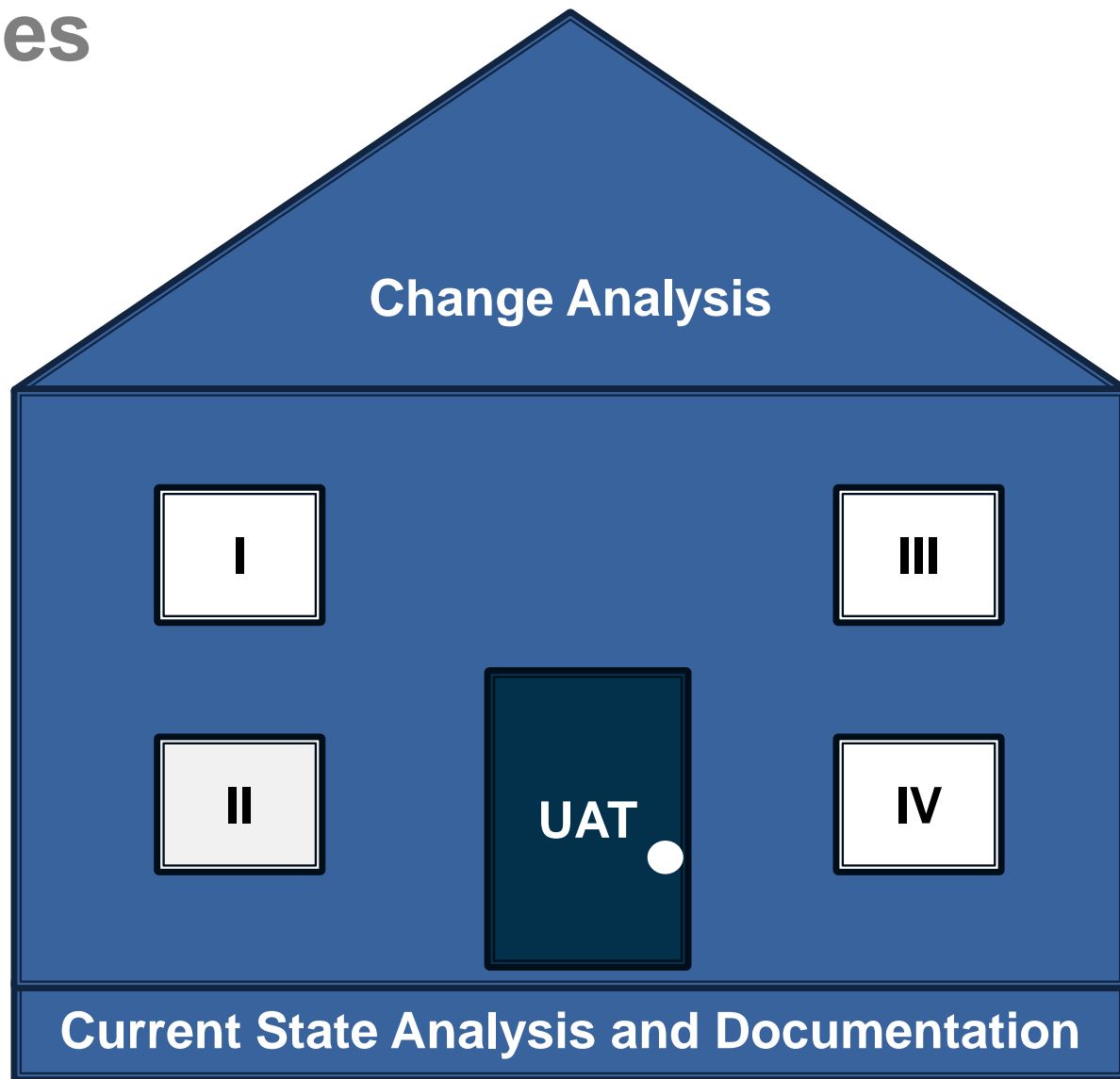




# Readiness and Implementation

## Preparing for UAT - Processes

- ▶ Foundation: Current State
- ▶ Build upon the foundation through Design Segment-related tasks
- ▶ Bring it all together with Change Analysis (Oct. – Dec.)
  - Confirm processes that needs to be tested
  - Basis for User Stories



# Readiness and Implementation

## Bimonthly Agency Readiness Status Reports General Observations

- ▶ **Submission of Bimonthly (Task 538):**
  - 2 agencies submitted after the due date (no change from last bimonthly)
  - Sign off for 3 agencies was by other than Primary Sponsor (-1 from last bimonthly)
  - Zero Agency Sponsor roles vacant (no change from last bimonthly)
- ▶ **Completed or Open Items:**
  - 16 outstanding / late tasks (-12 from last bimonthly)
  - 24 agencies with outstanding / late tasks (+7 from last bimonthly)
  - Concentration around Data Readiness, Change Impacts, and ABS Remediation tasks
  - 7 of the 24 agencies have only one outstanding task for Segment I ABS Remediation
- ▶ **DMS Piloted Enterprise Partner Reporting**



# Readiness and Implementation

## Bimonthly Agency Readiness Status Reports

### General Observations - *continued*




**CCN  
Composition**

Green - 22  
Yellow - 12  
Red - 1



**Completeness**

Green - 27  
Yellow - 8  
Red - 0



**Timeliness**

Green - 30  
Yellow - 5  
Red - 0



**Participation**

Green - 35  
Yellow - 0  
Red - 0

Agency	CCN Composition	RW Task Completeness	RW Task Timeliness	Project-led Meeting Participation
AHCA	Green	Yellow	Yellow	Green
APD	Green	Green	Green	Green
CITRUS	Yellow	Green	Green	Green
DBPR	Green	Green	Green	Green
DCF	Green	Yellow	Yellow	Green
DEM	Green	Green	Green	Green
COM	Green	Green	Green	Green
DEP	Green	Green	Green	Green
DFS	Green	Green	Green	Green
DJJ	Green	Green	Green	Green
DLA	Green	Yellow	Green	Green
DMA	Green	Green	Green	Green
DMS	Yellow	Yellow	Green	Green
DOAH	Yellow	Green	Green	Green
DOE	Yellow	Green	Green	Green
DOEA	Yellow	Green	Yellow	Green
DOH	Green	Green	Green	Green
DOL	Yellow	Green	Green	Green
DOR	Green	Yellow	Green	Green
DOS	Green	Green	Yellow	Green
DVA	Yellow	Green	Green	Green
EOG	Yellow	Green	Green	Green
FCOR	Green	Green	Green	Green
DACS	Green	Green	Green	Green
FDC	Green	Green	Green	Green
FDLE	Yellow	Green	Green	Green
FDOT	Green	Yellow	Green	Green
FGCC	Yellow	Green	Green	Green
FLHSMV	Green	Yellow	Green	Green
FSDB	Yellow	Green	Green	Green
FWC	Red	Green	Green	Green
JAC	Green	Yellow	Yellow	Green
LEG	Green	Green	Green	Green
PSC	Yellow	Green	Green	Green
SCS	Green	Green	Green	Green

# Readiness and Implementation

## Bimonthly Agency Readiness Status Reports

### General Observations - *continued*

Business Process Grouping	Total Logged	Number of Agencies				
		Processes				
		0	1-10	11-30	30-75	76+
Account Management & Financial Reporting	538	4	17	7	6	1
Accounts Receivable	263	8	19	6	2	0
Asset Accounting and Management	276	4	24	6	1	0
Banking	44	21	13	1	0	0
Budget Management and Cash Control	354	4	20	8	3	0
Contracts Management	103	14	19	1	1	0
Disbursement Management	854	1	13	12	7	2
Grants Management	92	14	20	1	0	0
Inter/IntraUnit Transactions	216	9	21	4	1	0
Payroll Management	429	3	19	9	4	0
Projects Management	30	21	14	0	0	0
Revenue Accounting	144	14	16	4	1	0
System Access and Controls	112	14	18	3	0	0



# Readiness and Implementation

## Bimonthly Agency Readiness Status Reports

### General Observations - *continued*

- ▶ Three agencies have not submitted their current state business process task, which was due last December
- ▶ Several agencies that have logged risks about the completeness of their current state and others that are actively updating, including through staff augmentation support
- ▶ Documented processes supports change impact analysis, role assignment, and SME assignment for UAT

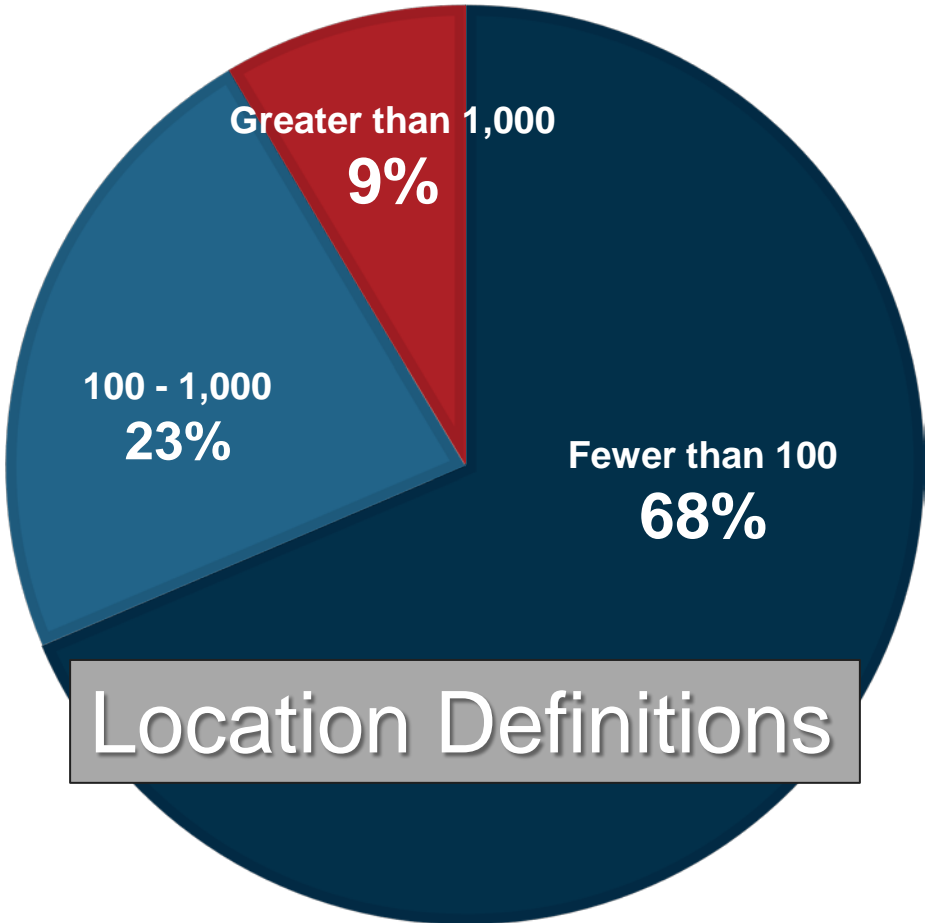


# Readiness and Implementation

## Bimonthly Agency Readiness Status Reports

### General Observations - *continued*

- ▶ Assets Location Definition (required):  
15,707 values to be configured
  
- ▶ Assets Area ID (optional):  
Selected by 12 agencies with  
2,156 values to be configured

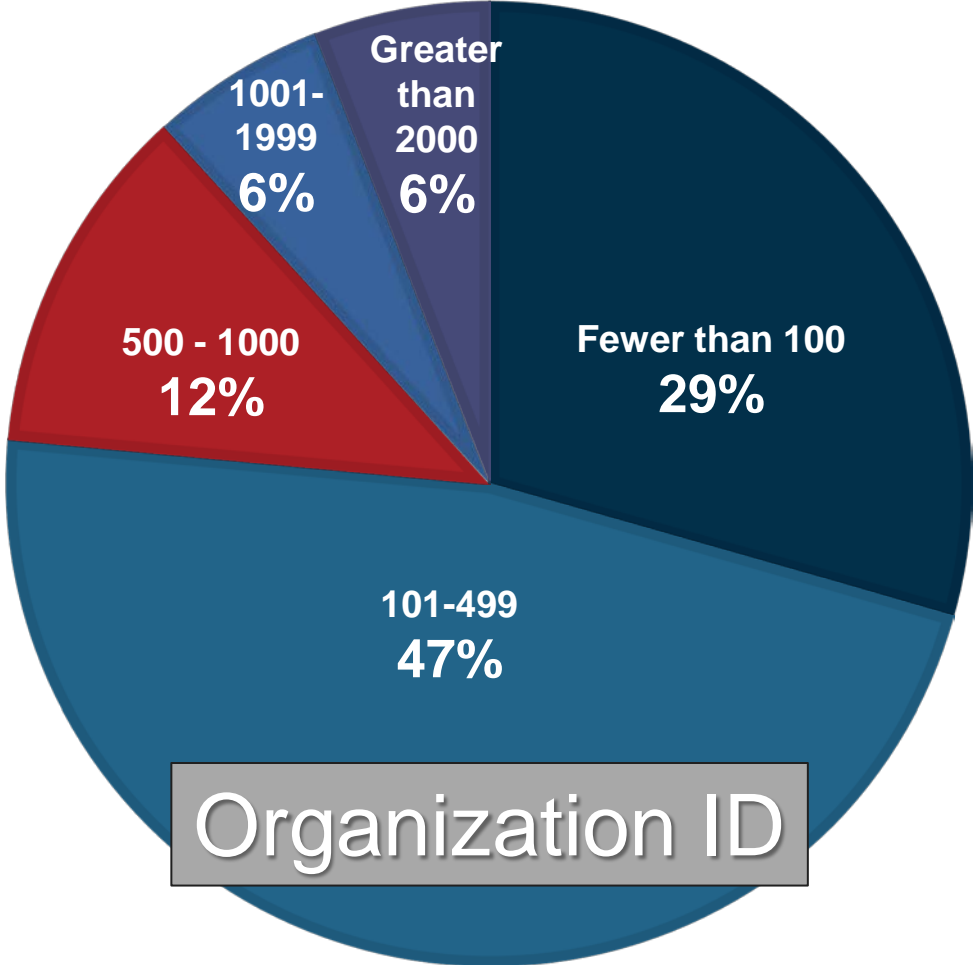


# Readiness and Implementation

## Bimonthly Agency Readiness Status Reports

### General Observations - *continued*

- ▶ Organization ID (required):  
23,579 values to configure
- ▶ OA1 (optional):  
Selected by 34 agencies with  
9,457 values to configure
- ▶ OA2 (optional):  
Selected by 8 agencies with  
778 values to configure



# Readiness and Implementation

## Bimonthly Agency Readiness Status Reports

Summary of Agency Risks Reported		Risk Probability		
		Low = 1	Medium = 2	High = 3
Risk Impact Rating	Low = 1	Score = 1 11 (+3)	Score = 2 4 (-1)	Score = 3 1 (+0)
	Medium = 2	Score = 2 16 (-2)	Score = 4 65 (+7)	Score = 6 19 (+0)
	High = 3	Score = 3 23 (-3)	Score = 6 53 (+5)	Score = 9 70 (+8)

Risk Metric	Prior Report	Current Report
Agencies Reporting	34	33
Open Risks	245	262
Closed Risks	13	14
Risks Scored 6+	129	142

Issue Metric	Prior Report	Current Report
Agencies Reporting	24	23
Open Issues	72	75
Closed Issues	13	15
Issues Scored Critical or High	58	60

Assumptions Metric	Prior Report	Current Report
Agencies Reporting	29	30
Assumptions Logged	138	174





# Readiness and Implementation

## Bimonthly Agency Readiness Status Reports

### Themes Across Risks, Issues, and Assumptions

- ▶ **Staffing and Resource Availability** – Funding is available, but finding the right fit is challenging (project and operational)
- ▶ **Revisiting Areas** – Continue to revisit current state and previous decisions
- ▶ **Timing of Information Sharing** – Process designs and interface layouts
- ▶ **Enterprise Systems Readiness** – Process change impacts and testing
- ▶ **Challenges in Onboarding** – Knowledge transfer and getting new resources up to speed (*Key: Have a plan for onboarding, set expectations early and often, and monitor your support network*)

**What was not observed:** An increase in risks or enhanced mitigation plans in case a system or process change is not being ready for testing or for go live



# Readiness and Implementation

## Bimonthly Agency Readiness Status Reports

### Readiness Activities

- ▶ 25 agencies reported 700+ activities since the last reporting period
- ▶ Observations:
  - Turning attention to towards testing preparation, including environment set up, plan creation, script creation, etc.
  - Face-to-face meetings with Divisions and remote stakeholders
  - Refresher training / workshops on current state processes – *Why you do what you do*
  - Establishing an internal “advisory council” within the agency
  - Even more creative content and messaging to reach a broader audience within the agency
  - More internal SharePoint pages



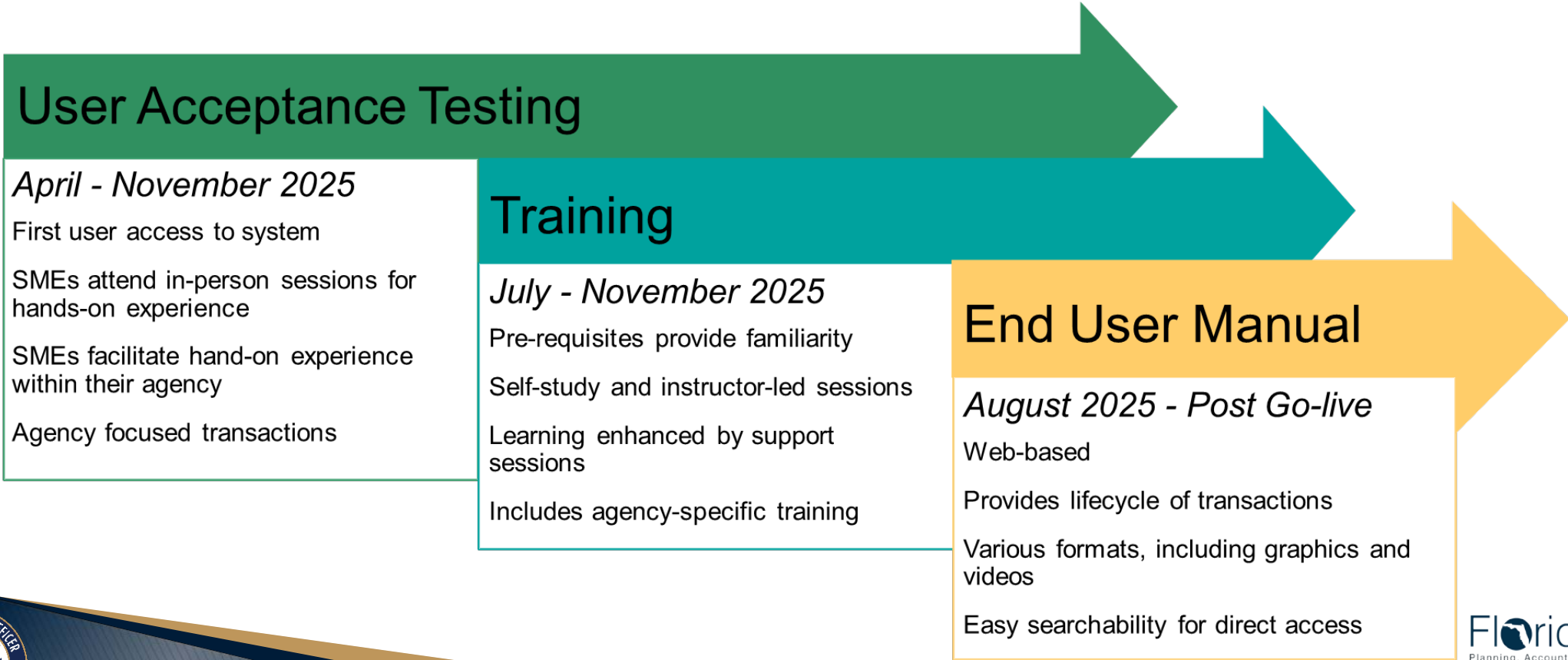
# TRAINING UPDATE



# Readiness and Implementation

## Training Update

- ▶ Florida PALM is a modernized system and how we deliver learning should be, too
- ▶ Training and how people want to learn has evolved









# IMPLEMENTATION ACTIVITIES



# Readiness and Implementation

## Implementation Activities – Solution Design

 <p><b>Requirements Traceability Matrix</b></p> <p><i>May 2023 - August 2024</i></p>	 <p><b>RICEFW Inventory</b></p> <p><i>May 2023 - August 2024</i></p>	 <p><b>Business Process Models</b></p> <p><i>May 2023 - July 2024</i></p>	 <p><b>Configuration Workbooks</b></p> <p><i>May 2023 – September 2024</i></p>	 <p><b>Functional Design Specifications</b></p> <p><i>May 2023 - August 2024</i></p>	 <p><b>Security Roles Matrix</b></p> <p><i>May - July 2024</i></p>
Review/Update RTM Segment I ●	Review/Update RICEFW Segment I ●	Create Payroll BPMs ●	Define & Load Non-Agency Configuration ●	FD Segment I ●	Define Security Roles Matrix ◐
Review/Update RTM Segment II ●	Review/Update RICEFW Segment II ●	Advisory Council Review – Payroll BPMs ●	Create Agency Configuration Workbook Templates ●	FD Segment II ●	
Review/Update RTM Segment III ●	Review/Update RICEFW Segment III ●	ESC Approval – Payroll BPMs ●	Complete Agency Configuration Workbooks ◐	FD Segment III ●	
Review/Update RTM Segment IV ●	Review/Update RICEFW Segment IV ●	Update Financials BPMs by Segment ●		FD Segment IV ●	
Review/Update RTM Segment V ◐	Review/Update RICEFW Segment V ◐	Update Payroll BPMs ◐		FD Segment V ◐	

**Key**

○ Not Started
◐ Partial Progress
◑ Progressing
◒ Substantial Progress
● Complete

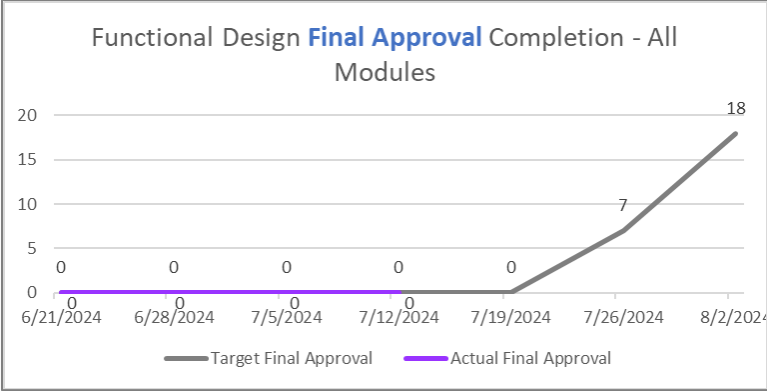
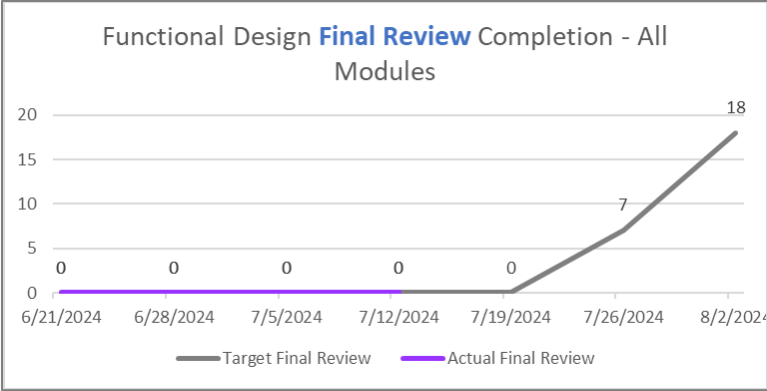
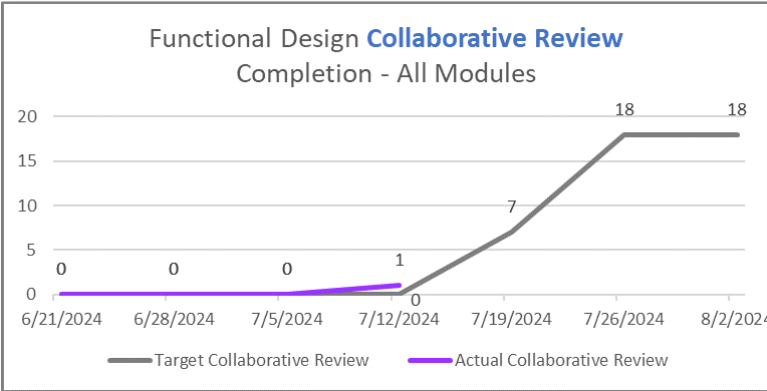
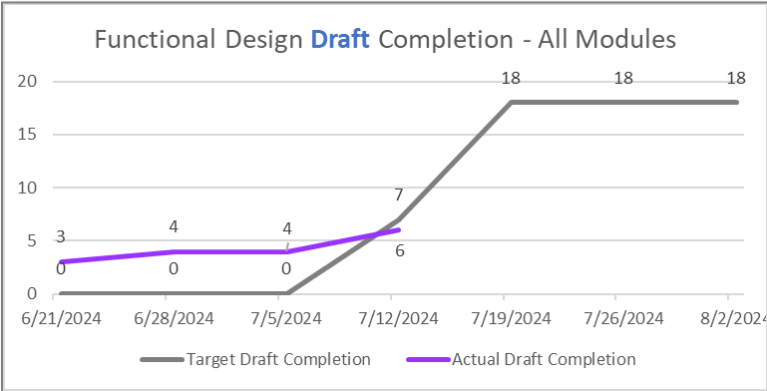


# Readiness and Implementation

## Implementation Activities – Solution Design

### Segment V Functional Designs

- 18 FDs included in Segment V
- Trending on schedule

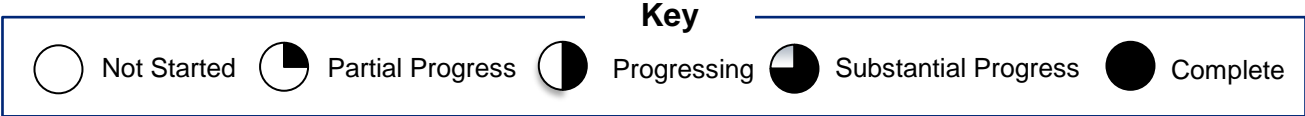
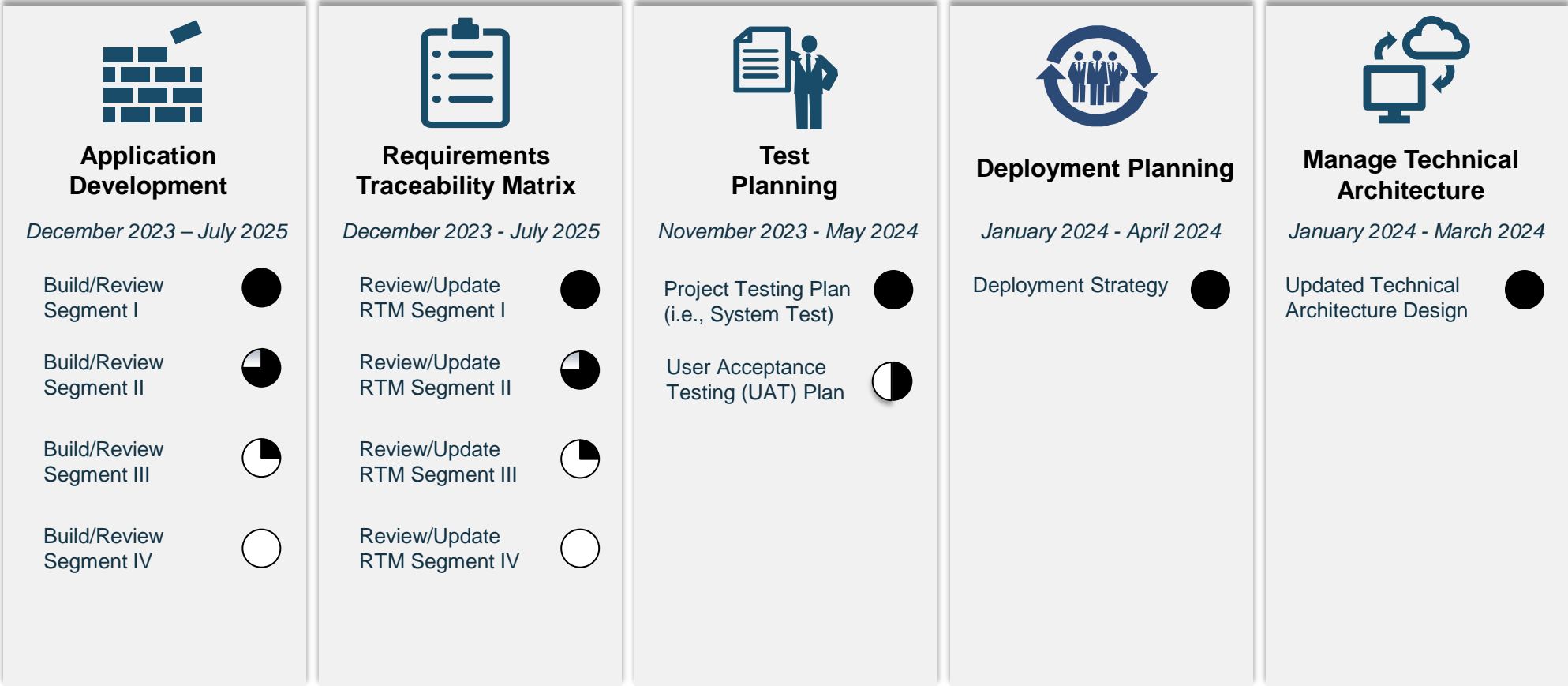


## Segment V Functional Design Status (as of 7/12/2024)



# Readiness and Implementation

## Implementation Activities – App Dev Build



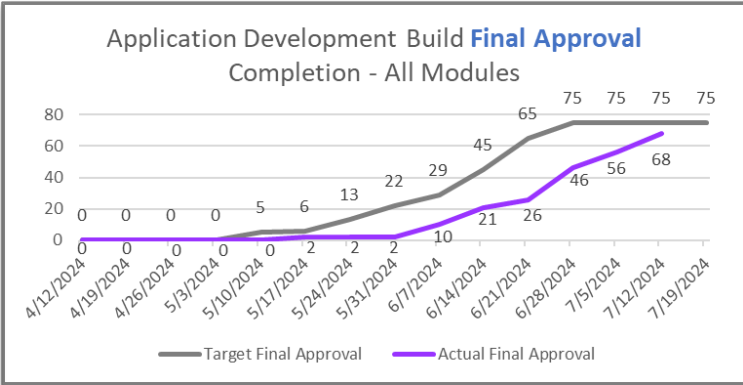
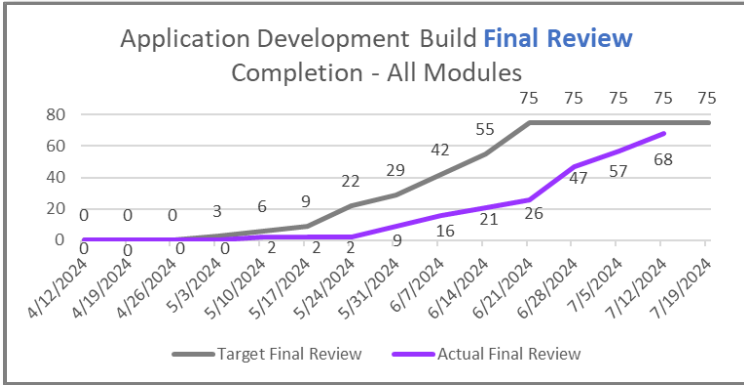
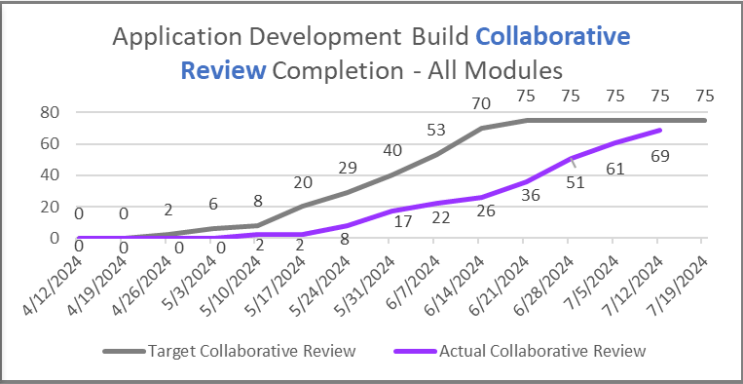
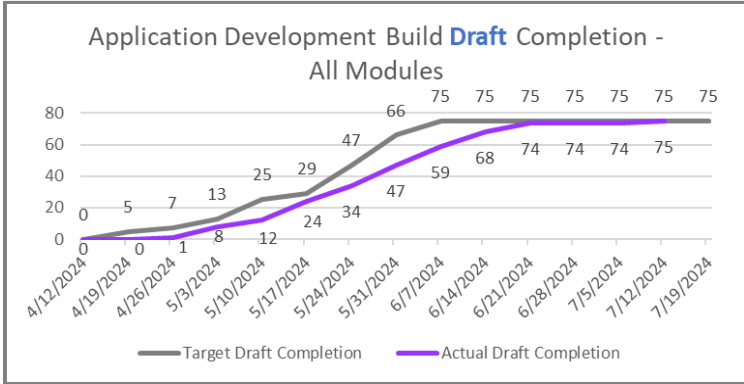


# Readiness and Implementation

## Implementation Activities – App Dev Build

### Segment II App Dev Build

- Behind schedule; targeting July completion

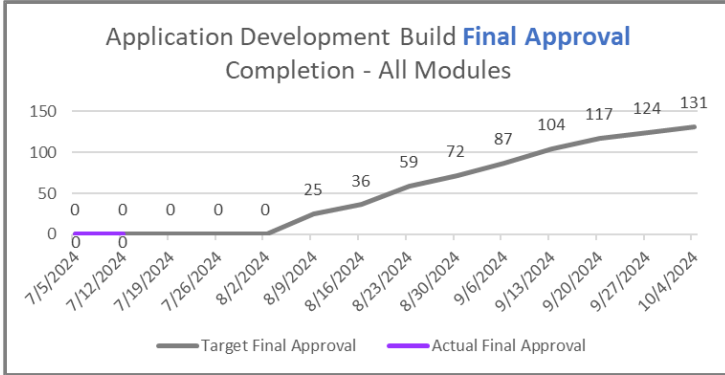
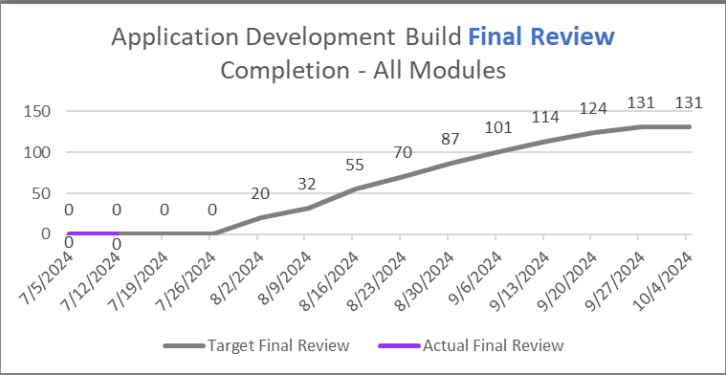
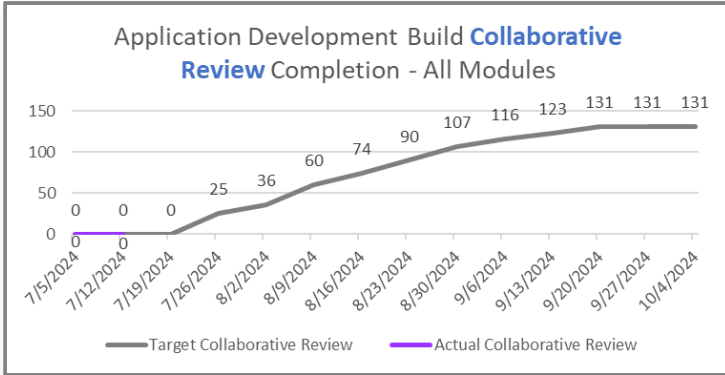
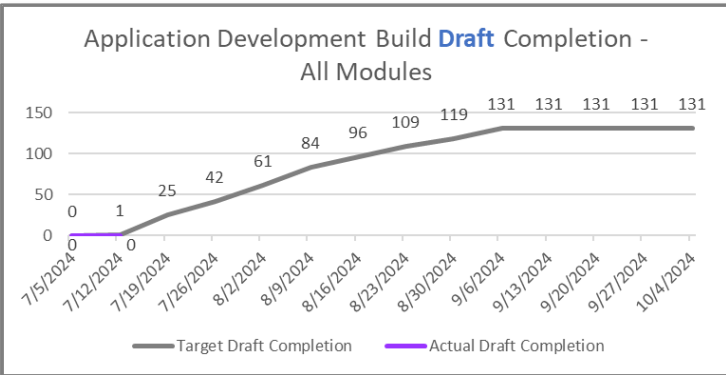


## Segment II App Dev Build Status (as of 7/12/2024)



# Readiness and Implementation

## Implementation Activities – App Dev Build



### Segment III App Dev Build

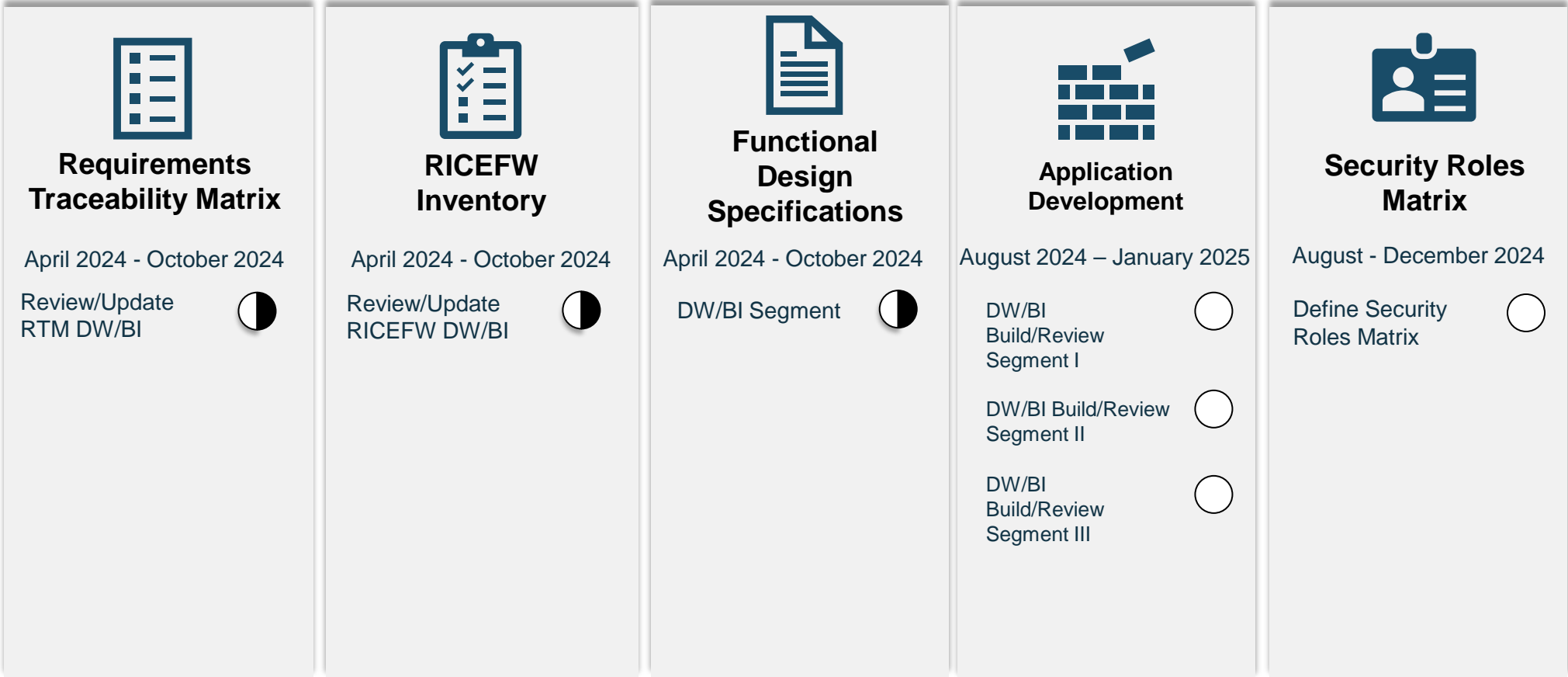
- Build Segment III began July 1
  - 131 App Dev items

## Segment III App Dev Build Status (as of 7/12/2024)



# Readiness and Implementation

## Implementation Activities – DW/BI

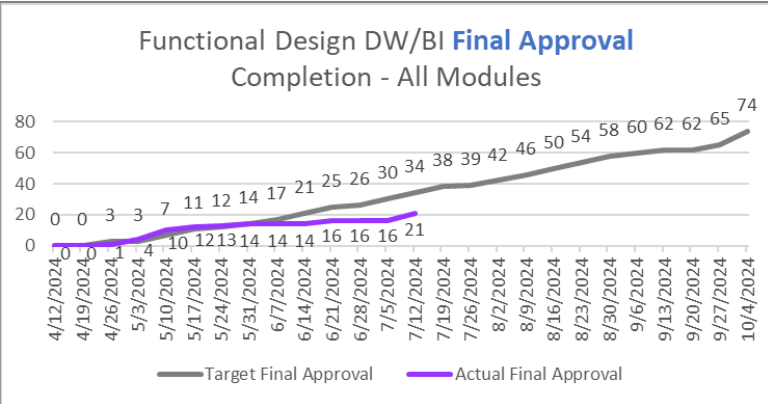
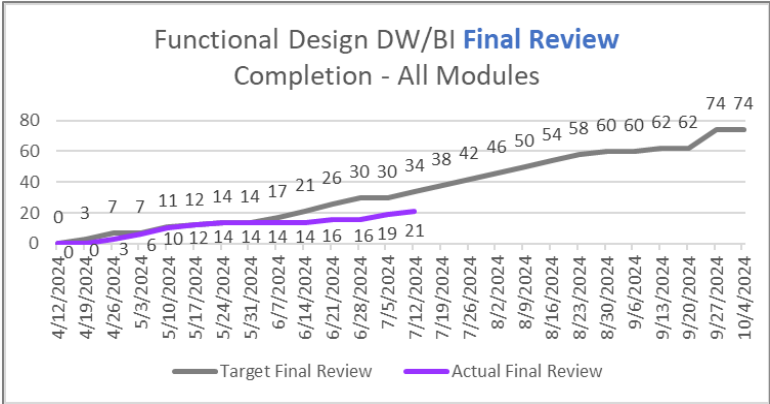
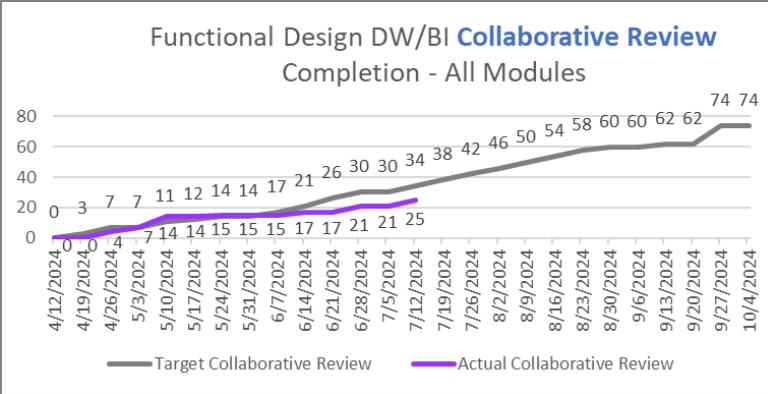
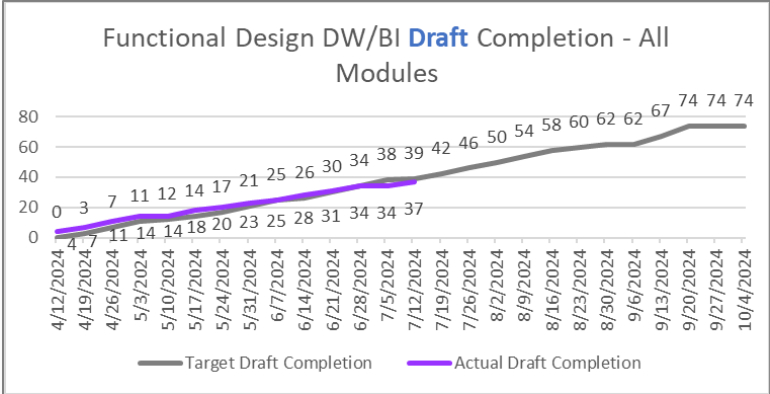


**Key**

Not Started  
  Partial Progress  
  Progressing  
  Substantial Progress  
  Complete



# Readiness and Implementation Implementation Activities – DW/BI



### DW/BI Design Segment

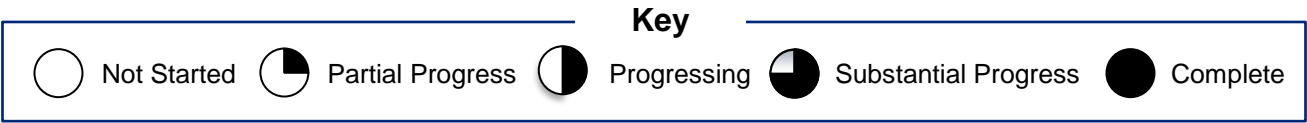
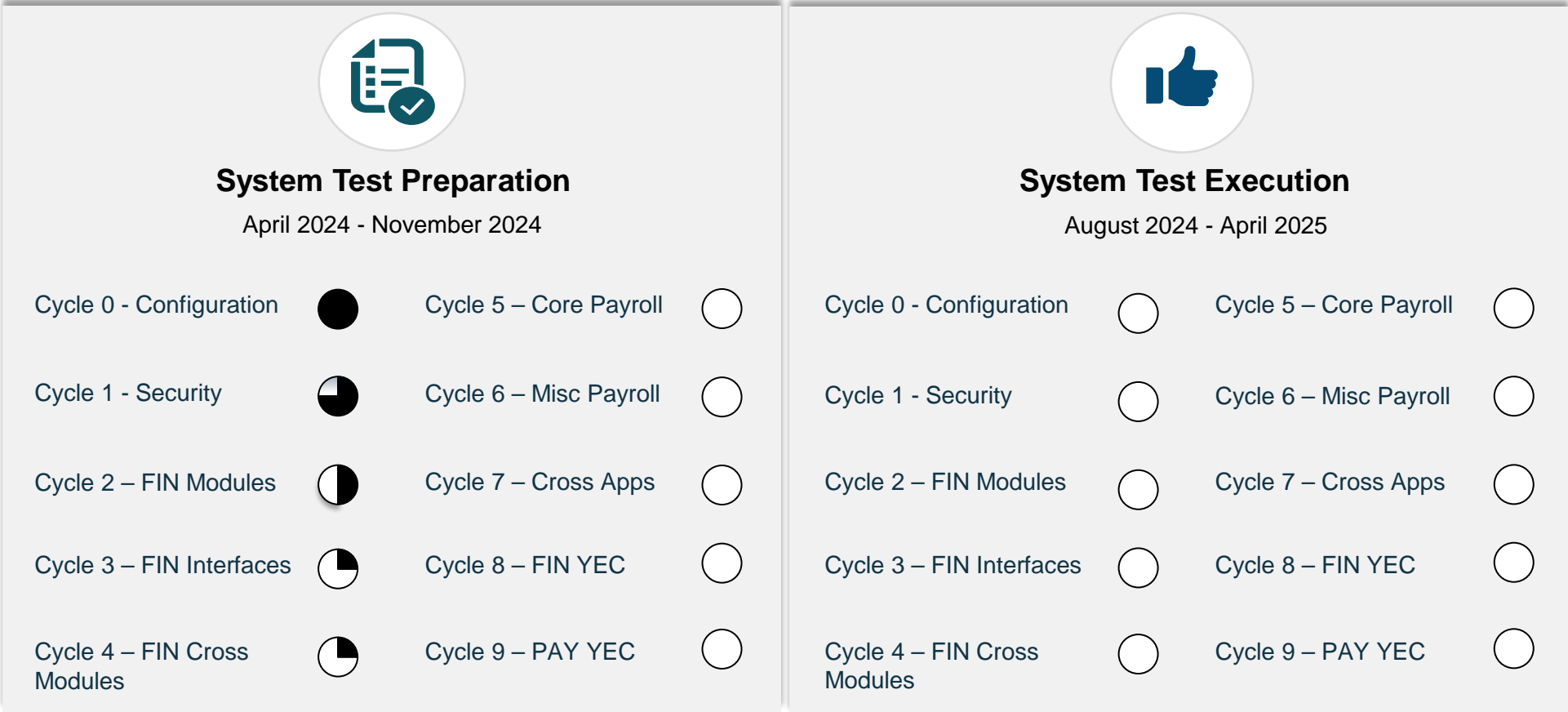
- DW/BI design is trending slightly behind
- Designs are being completed in module groups for efficiency

## DW/BI Design Segment Status (as of 7/12/2024)



# Readiness and Implementation

## Implementation Activities – System Testing



# UPCOMING

JIMMY COX



# Upcoming

- ▶ August's meeting
  - Moved one-week earlier due to Design Workshops
  - Extended one-hour (2-5 pm)
- ▶ Segment IV Design Workshops (*July, August, September*)
- ▶ All Design Segments Recap (*October*)
- ▶ Sponsor Summit (*November*)

Florida **PALM** Planning, Accounting, and Ledger Management *Summer of Segment IV Workshops*

**July**

Monday	Tuesday	Wednesday	Thursday	Friday	Saturday
1	2	3	4	5	6
7	8	9	10	11	12
13	14	15	16	17	18
19	20	21	22	23	24
25	26	27	28	29	30
31					

**August**

Monday	Tuesday	Wednesday	Thursday	Friday	Saturday
			1	2	3
4	5	6	7	8	9
10	11	12	13	14	15
16	17	18	19	20	21
22	23	24	25	26	27
28	29	30	31		

**September**

Monday	Tuesday	Wednesday	Thursday	Friday	Saturday
1	2	3	4	5	6
7	8	9	10	11	12
13	14	15	16	17	18
19	20	21	22	23	24
25	26	27	28	29	30
31					

*Autumn Design Recap*

**October**

Monday	Tuesday	Wednesday	Thursday	Friday	Saturday
		1	2	3	4
5	6	7	8	9	10
11	12	13	14	15	16
17	18	19	20	21	22
23	24	25	26	27	28
29	30	31			

**Discussion Topics:**

- Financials
- Payroll
- All Segments

Meeting information can be found on the Design Meetings page on the Florida PALM website:  
[www.myfloridacfo.com/floridapalm/design-meetings](http://www.myfloridacfo.com/floridapalm/design-meetings)

# NEXT MONTHLY MEETING

AUGUST 21, 2024

DEPARTMENT OF REVENUE





# CONTACT INFORMATION

[FLORIDAPALM@MYFLORIDACFO.COM](mailto:FLORIDAPALM@MYFLORIDACFO.COM)

[MYFLORIDACFO.COM/FLORIDAPALM](https://MYFLORIDACFO.COM/FLORIDAPALM)

