Florida PALM

Planning, Accounting, and Ledger Management



BLAISE INGOGLIA
CHIEF FINANCIAL OFFICER
STATE OF FLORIDA

Executive Steering Committee

Department of Financial Services

November 18, 2026

BLAISE INGOGLIA
CHIEF FINANCIAL OFFICER
STATE OF FLORIDA

FloridaPALM
Planning, Accounting, and Ledger Management

ADMINISTRATIVE

ANGIE ROBERTSON

Administrative

Budget

FY 2026-2027 Spend Plan Summary as of November 12, 2026

Category	Projected FYTD	Incurred FYTD	Released FYTD	Release Remaining
FLAIR System Replacement	**$23,450,242**	**$15,524,996**	**$24,847,014**	**$9,322,018**
SSI Implementation Services	$13,548,833	$6,946,333		
Facilities and Maintenance	$173,205	$173,205		
Production Support	$4,455,743	$3,719,847		
Additional Facilities	$101,801	$81,441		
Production Support Administration	$109,927	$106,744		
Oracle Software and Maintenance	$979,155	$967,519		
Project Administration	$191,960	$106,467		
Florida PALM-UAT	$1,210,832	$1,210,832		
ERP Support Services	$2,131,090	$1,718,480		
QA Support Services	$547,696	$494,128		
Data Processing Services	$0	$0	$0	$0
Contingency	$0	$0	$0	$0
Salaries & Benefits	$4,920,703	$3,658,763	$12,285,849	$8,627,085
HR Transfer and Risk Management Insurance	$29,465	$22,598	$43,163	$20,565
Total:	**$28,400,410**	**$19,206,358**	**$37,176,026**	**$17,969,668**

BLAISE INGOGLIA
CHIEF FINANCIAL OFFICER
STATE OF FLORIDA

FloridaPALM
Planning, Accounting, and Ledger Management

Administrative
Schedule

SG4 – Agency Readiness *Agency Readiness Certifications have been received*		November 18, 2026
Critical Path Item	Trend	Status (Due Date)
I-WP110 – Training Build (Training Materials Ready for Stage Gate 4 – Milestone)	●	Complete
UAT Complete	●	Complete
Agency Readiness Certification 4	●	Complete

● Completed/Accepted ● On Schedule ● Behind Schedule ● Late

Status as of 11/13/2026

Administrative

Schedule

SG5 – Deployment Readiness

December 16, 2026

The following activities are completed: •UAT (results, Known Issues and Enhancements list) • Enterprise Systems Interface testing • Penetration Testing • Performance Testing* • Disaster Recovery Testing* • Dry Runs* Deployment and Contingency Plan**

**Requires Project Director Approval*

Critical Path Item	Trend	Status (Due Date)
D658 – Develop the Deployment and Contingency Plan	●	Accepted
D662 – Completion of Mock Conversion IV	●	Accepted
D664 – Development of Hypercare Support Plan	●	Accepted
D665 – Updated Post Implementation Support Plan	●	Accepted
D664 – Hypercare Support Plan – Review and Update	●	Accepted
D670 – Completion of Payroll Parallel Testing	●	Accepted
Full Batch Schedule Including Critical Jobs List	●	In Progress (12/01/2026)
WP416 – Completion of Regression Testing	●	Approved

Critical Path Item	Trend	Status (Due Date)
D674 – Completion of Penetration Testing	●	Completed
D676 – Completion of Disaster Recovery Testing	●	Completed
D710 – Completion of Interface Testing Segment III	●	Completed
D711 – Completion of Performance Testing Segment II	●	Completed
D708 – Completion of Dry Run 4	●	Completed
Final Cutover Checklist Approve	●	In Progress (12/04/2026)
Known Issues & Enhancements List Confirmed	●	In Progress (12/04/2026)

● Completed/Accepted/Approved ● On Schedule ● Behind Schedule ● Late

Status as of 11/14/2026

Administrative
Risks and Issues

- Two closed issues
  - Issue 39 – Performance Issues Related to Processing the FRS Retiree Payroll File
  - Issue 42 – The Project will be Delayed in Completing all Training Materials By Milestone
- One closed risk
  - Risk 14 – UAT Exit Criteria for Florida PALM
- Four open risks with a score of 6 or greater
  - One with a score of 6
    - Risk 5 – Timing and efficiency of information sharing
  - Three with a score of 9
    - Risk 1 – Insufficient staffing, delays in onboarding, or the loss of critical personnel
    - Risk 2 – External stakeholders and agencies expectations
    - Risk 4 – Agency engagement

Open Issues Log
Open Risks Log

CONTRACT

JIMMY COX, STEVEN FIELDER

Contract
Renewal

- Activates Renewal Period 1
  - Renewal Dates: July 20, 2027 – January 31, 2028
  - Rates: No changes to rates provided in Amendment 14
  - No contract changes, other than activating Renewal Period 1

Contract
Voting Action

- Request for Public Comment
- Voting Action:
  - Contract Renewal

FLORIDA DIGITAL SERVICE MONTHLY STATUS REPORT

WARREN SPONHOLTZ

BLAISE INGOGLIA
CHIEF FINANCIAL OFFICER
STATE OF FLORIDA

FloridaPALM
Planning, Accounting, and Ledger Management

October Monthly Assessment

- Florida PALM remains high risk, due to:
  - Increasing schedule pressure
  - Unresolved system performance issues and remaining defects
  - Continued risks related to UAT and implementation readiness

Agency Readiness Certification #4: Key Findings

- Targeted Support Needed to Close Agency Readiness Gaps:
  - Reporting and Data
  - Business Process Testing
  - Process Documentation

Actions to Strengthen Agency Readiness

- Targeted Assistance
- Reporting Validation
- Continued Testing
- Operational Guidance

Independent Verification and Validation (IV&V) – Stage Gate 4

Content Provided by Public Consulting Group

IV&V Update

Stage Gate 4 Assessment Summary

- Two Agencies submitted the required RW Task 628 readiness data by 11/10 but did not update Smartsheet status to reflect 100% submission. All other applicable Agencies have submitted RW Task 628.
- No critical Agency Readiness blockers have been identified. Progress on remaining activities can continue until/through Go-Live, with priority on critical operations and unresolved Agency-specific risks.
- FL PALM IV&V recommends approval of Stage Gate 4 and continuing the Florida PALM Project as planned. Agencies should complete planned mitigations, and changes in readiness status or risk should continue to be monitored through Go-Live.

IV&V Update

People Critical Operational Element

- Training and User Proficiency:
  - 38% of required Florida PALM Project-provided course assignments were reported complete.
    - Seven Agencies were below the 25% threshold.
  - 35% of 894 planned Agency training topics were complete.
    - Five Agencies had completed no training materials.
- Hands-On Experience and Roles:
  - 82% of end users logged into UAT and averaged 32 hours, with wide variation by user.
  - Role testing supports readiness, but access changes, SOD exceptions, or workarounds may still be required.
- FL PALM IV&V Assessment and Recommendations:
  - Gaps not expected to impact Go-Live, but may increase errors, support demand, and early productivity.
  - Prioritize critical users, track training and practice, and resolve remaining role-mapping errors.
  - Confirm primary and backup support owners, escalation paths, and post-Hypercare coverage.

IV&V Update

Processes Critical Operational Element

- End-to-End Testing:
  - 99% of Agency Interface connections were tested and rated Satisfactory or Above Expectations.
  - 86% of FL PALM Project Recommended Activity tests were executed.
    - Each activity was tested by at least 15 Agencies.
- Business Process Documentation:
  - 185 of 484 critical topics were complete.
    - 13 Agencies were below 50%, affecting 45% of active users.
- FL PALM IV&V Assessment and Recommendations:
  - Remaining process gaps not expected to impact Go-Live.
    - Risk exposure concentrated in Agency-specific scenarios and workarounds.
  - Review Known Issues and Enhancements List, plan for workarounds that may affect Agency operations.
  - Prioritize documentation for critical operational processes.
  - Validate procedures against tested FL PALM guidance before distributing them.

IV&V Update

Technology Critical Operational Element

- Interfaces and Agency Business Systems:
  - 99% of Interface connections tested.
    - Eight Outbound Interfaces remain untested by applicable Agencies, but each tested by at least seven others.
    - Files will be provided after Go-Live by FL PALM because Interfaces are already configured.
- Deployment Planning:
  - Deployment Plans and checklists generally available.
    - Gaps remain in owners, dates, dependencies, fallback procedures, escalation, and post-Hypercare coverage.
    - Limited assurance that Agencies can execute cutover and sustain operations.
- FL PALM IV&V Assessment and Recommendations:
  - Technology gaps should not be viewed as Go-Live blockers.
  - Complete remaining interface testing to identify ABS changes, workarounds, or remediation needed.
  - Review interfaces not recently tested and Knowledge Center updates for changes.
  - Complete and validate deployment and post-implementation support plans.

IV&V Update

Data Critical Operational Element

- Configuration Readiness:
  - 25 Agencies were more than 50% complete.
    - Final configuration workbooks are due 11/30/26 for RW Task 714.
- Data Cleansing and Conversion:
  - Data quality continues to improve.
- Reporting Readiness:
  - 19 Agencies had not completed validation of critical and month-end reports.
  - Agencies should establish completion dates, validate reports or alternatives, and track items requiring post-Go-Live correction.
- FL PALM IV&V Assessment and Recommendations:
  - Remaining data activities not expected to impact Go-Live.
  - Review prior conversion errors and communicate common issues to staff entering data into source systems.
  - Track items that miss conversion cutoffs so they can be entered or corrected after Go-Live.
  - Prioritize testing and validation of critical operational and month-end reports.

STAGE GATE 4

STAGE GATE 4

AGENCY READINESS CERTIFICATION

NIKKI KLEIN

Agency Readiness Certification
Criteria

- **People:** Training has begun and agency has plan to complete training; End users have/will practice job functions and validate roles; Stakeholder awareness of go-live; Role mapping will be ready for cutover; Post-Implementation Support team will be ready
- **Processes:** Agency critical processes identified and tested; 50% of critical process documentation is updated and plan to complete updates by end of January
- **Technology:** Interfaces tested, Agency Business Systems remediated, Deployment Plan, Cutover Checklist and Post Implementation Support Plans are developed
- **Data:** Configurations tested and ready, Dry Run 3 data was cleansed, Dry Run 4 data will be cleansed and maintained for cutover, critical reporting needs tested

Critical Operational Element	Readiness Criteria *Update 4: Ready to Go Live*	Related RW Tasks or Project Activity
People	• At least 25% of end users have completed Project-provided training, and the agency has a documented plan to complete remaining training before the end of January 2027. • All agency-led training sessions have been scheduled and sessions have begun. • End users have practiced or will practice completing job functions in UAT before go-live. • End users have tested and validated end user roles. • All impacted stakeholders are aware of go-live. • Agency is tracking user and role changes in UAT since the UAT Refresh, has a plan for a final submission of complete and error-free role mapping before go-live and has a plan to track user or role changes until cutover. • Agency has identified their post-implementation support team and has a plan to prepare that team for their roles after go-live.	• 711 – Submit Role Mapping Worksheet • Submit Monthly Progress Reports – Testing, Training, Cutover
Processes	• Agency critical business processes have been tested and validated. • Agency critical process changes have been identified and at least 50% of business process documentation has been updated and prepared for distribution, and agency has a fully documented plan to complete the updates and distribute prior to January 2027.	• Submit Monthly Progress Reports – Testing, Training, Cutover
Technology	• All interfaces needed for go-live have been tested and validated. • All agency business systems remediation, needed for go-live (e.g., Tier 1), have been tested and validated. • Agency has developed their agency specific deployment plan. • Agency has drafted their agency specific cutover checklist and has a plan to test, update and confirm prior to cutover. • Agency has developed their post implementation support plan.	• 586 – Create Agency Deployment Plan and Cutover Checklist to Prepare for Go-Live • 623 – Create Agency Post-Implementation Support Plan • Submit Monthly Progress Reports - Testing, Training, Cutover
Data	• All agency specific configurations have been tested, validated and agency is prepared to submit prior to go-live. • Agency data in FLAIR, FACTS and MFMP is cleansed based on Dry Run 3 conversion results. • Agency has a plan to cleanse data based on Dry Run 4 results and maintain the data until cutover. • Agency critical reporting needs and solutions have been tested and validated.	• 706 – Submit Configuration and Conversion Workbooks • 705 – Complete Data Cleansing in Preparation for Dry Run 3 • 709 – Submit Configuration and Conversion Workbooks • 710 – Complete Data Cleansing in Preparation for Dry Run 4 • 712 – Complete Data Cleansing in Preparation for Go Live • 714 – Submit Configuration and Conversion Workbooks in Preparation for Go Live • Submit Monthly Progress Reports - Testing, Training, Cutover

BLAISE INGOGLIA
CHIEF FINANCIAL OFFICER
STATE OF FLORIDA

Agency Readiness Certification

Overview – Met/Not Met All Criteria

- As of November 12, 2026, all agencies have submitted their Certification response. Two agencies submitted after the due date, but before publication of this information.
- There were 680 individual Criteria (20 per agency) presented for response:
  - 6 agencies with no “unmet” – COM, DBPR, DOEA, DOR, FGCC, SCS
  - Majority of agencies had 3 or less unmet criteria
    - 8 with only 1
    - 7 with only 2
    - 4 with only 3
  - 9 agencies with 4 or more

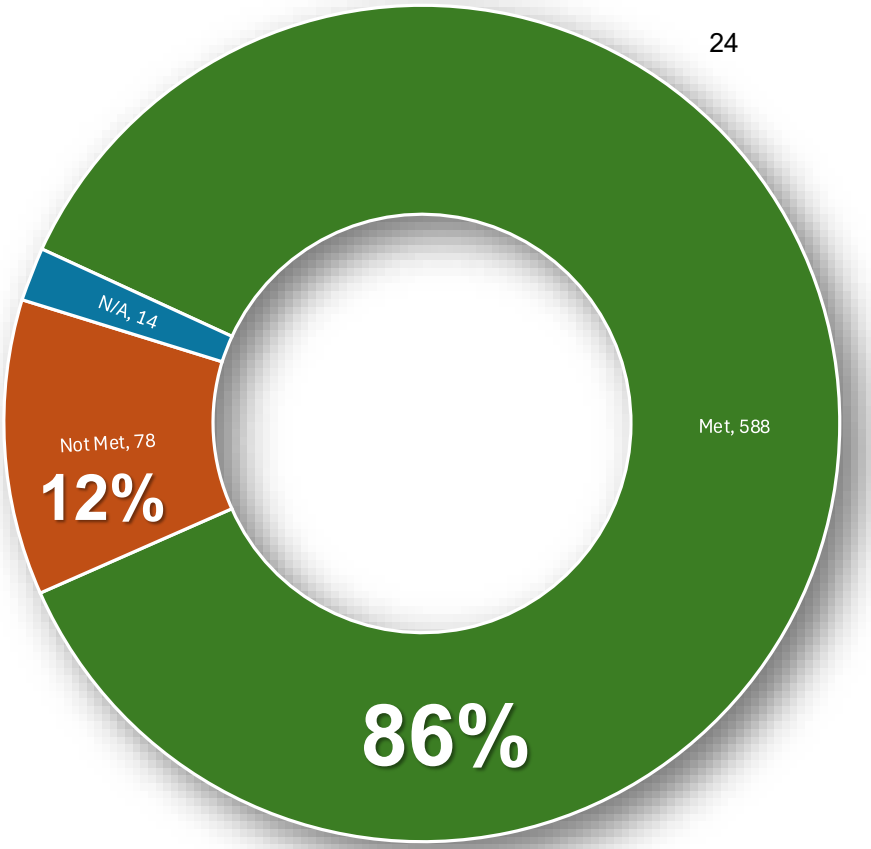

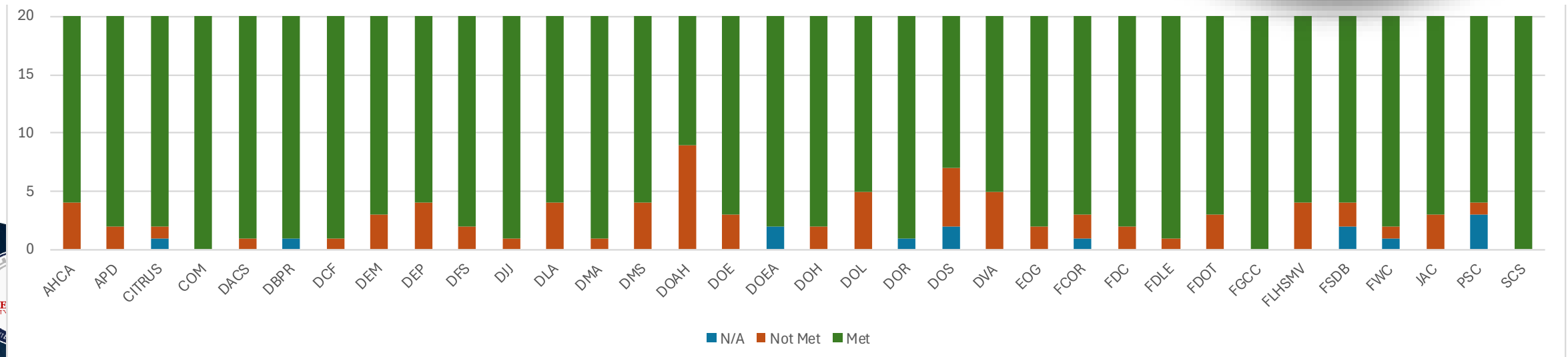

Agency Readiness Certification

People Criteria

- There were 272 individual Criteria (8 per agency) presented for response:
  - 93% were noted as “Met
  - 5% were noted as “Not Met”
  - 2% were noted as “N/A”
- There were 7 agencies that responded they did not meet a total of 13 of the individual Criteria
  - 3 agencies did not meet 1; 2 agencies did not meet 2; and 2 agency did not meet 3

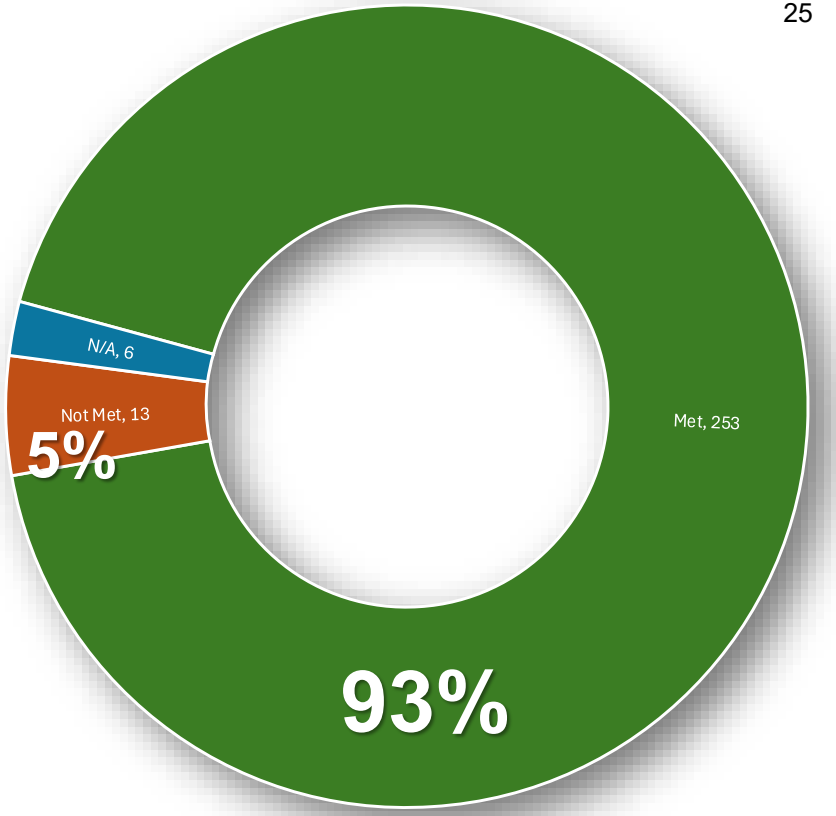

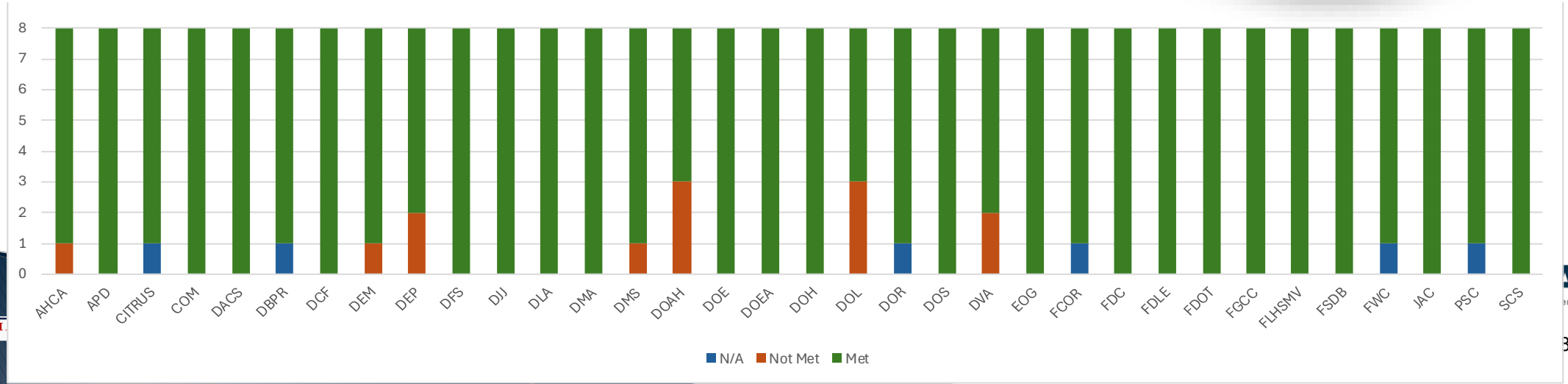

Agency Readiness Certification

People Criteria

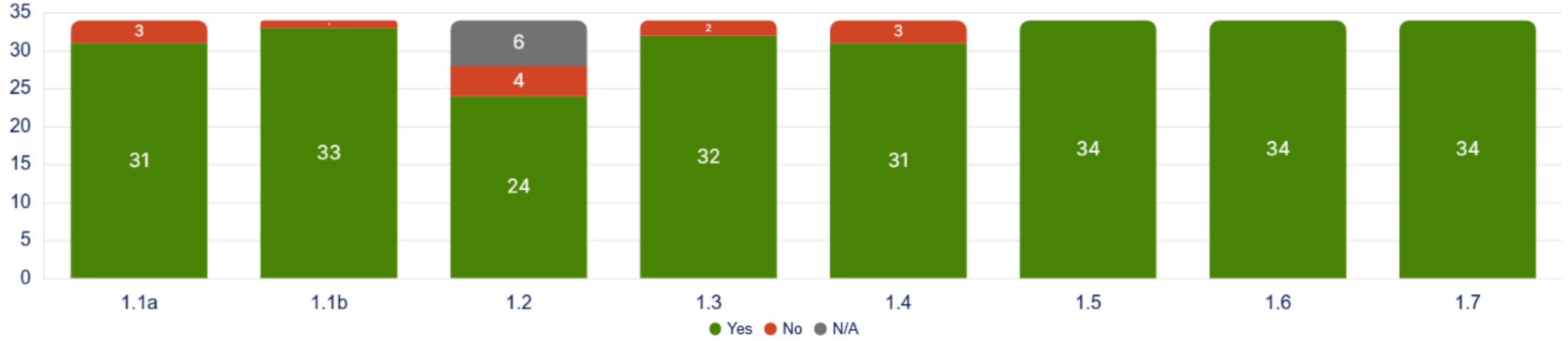

- Readiness gaps related to training and end user practice in UAT
  - Testing has ended, agencies now shift focus to end user training and readiness
- 1 agency has since met 25% completion of WBT, the other 2 are reporting 24% completion
- 7 agencies intend to rely on Project provided training only
- UAT environment continues to be available for training and end user practice
  - All but 1 agency intends to have all end users in UAT by end of Nov, the final agency will complete by end of December

Agency Readiness Certification
Processes

- There were 102 individual Criteria (3 per agency) presented for response:
  - 76% were noted as “Met
  - 24% were noted as “Not Met”
  - None were noted as “N/A”
- There were 17 agencies that responded they did not meet a total of 24 of the individual Criteria
  - 10 agencies did not meet 1; and 7 agencies did not meet 2

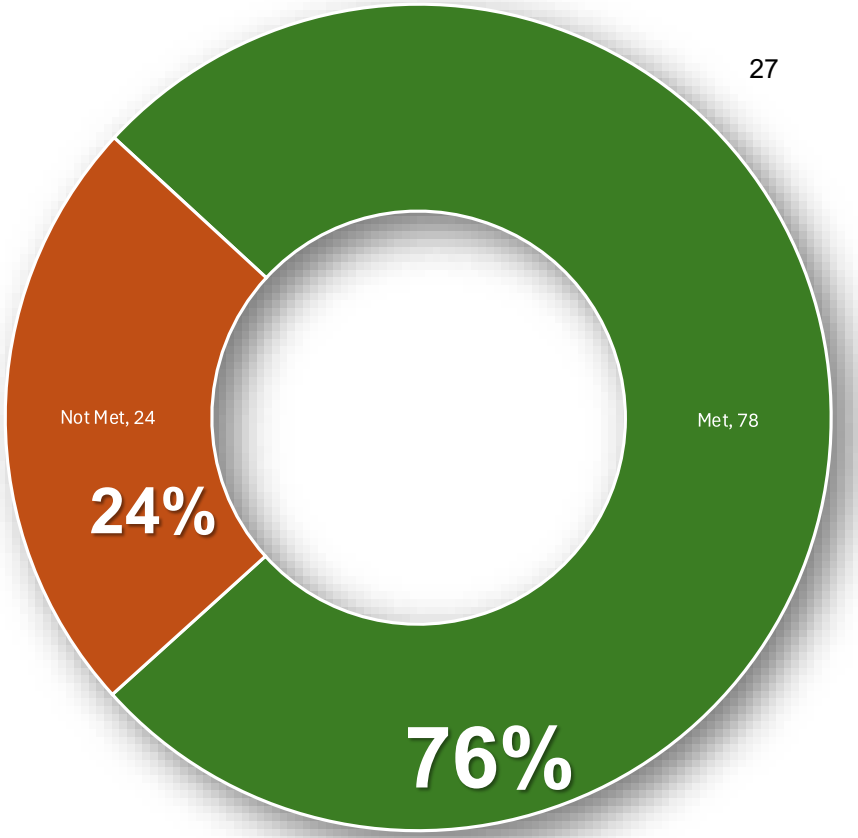

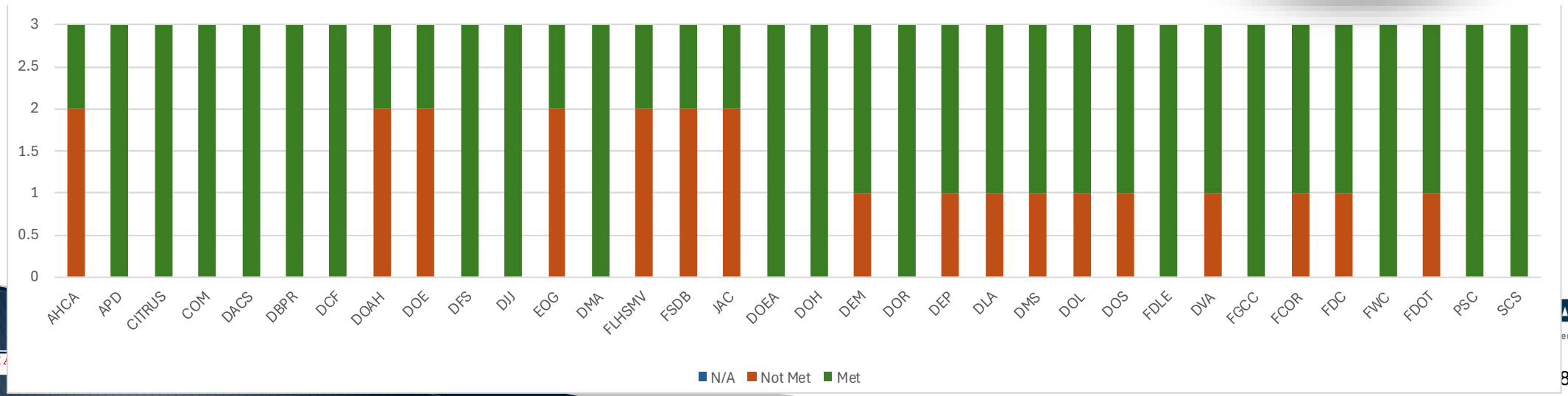

Agency Readiness Certification

Processes

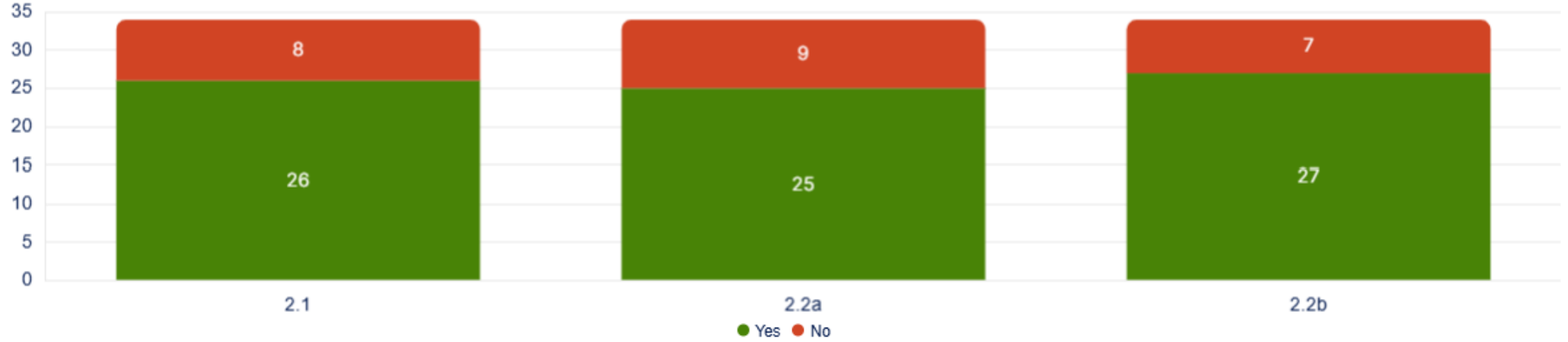

- Readiness gaps related to testing and business process documentation
- Of the 8 agencies incomplete with testing, 5 are reporting near completion (85%+ complete)
- Business Process Documentation is an ongoing effort and will continue even after go-live
  - Opportunity for agencies to create documentation, many agencies do not have business process documentation for legacy processes
  - Most agencies reporting in progress and all have a plan to complete, prioritizing critical processes

Agency Readiness Certification
Technology

- There were 170 individual Criteria (5 per agency) presented for response:
  - 87% were noted as “Met
  - 8% were noted as “Not Met”
  - 5% were noted as “N/A”
- There were 10 agencies that responded they did not meet a total of 14 of the individual Criteria
  - 7 agencies did not meet 1; 2 agencies did not meet 2; and 1 agency did not meet 3

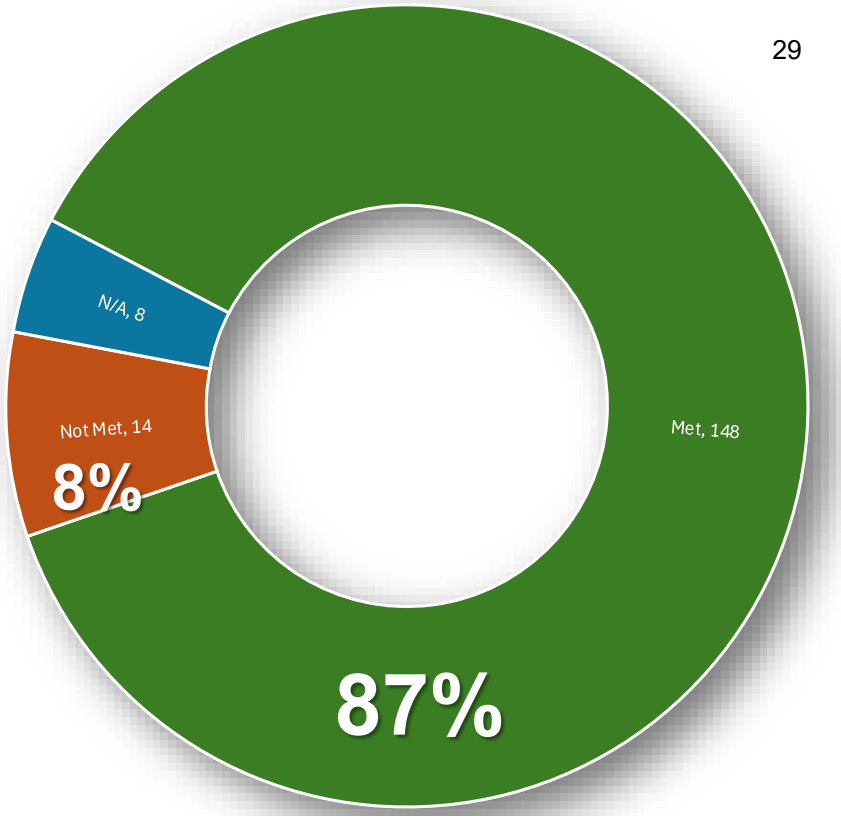

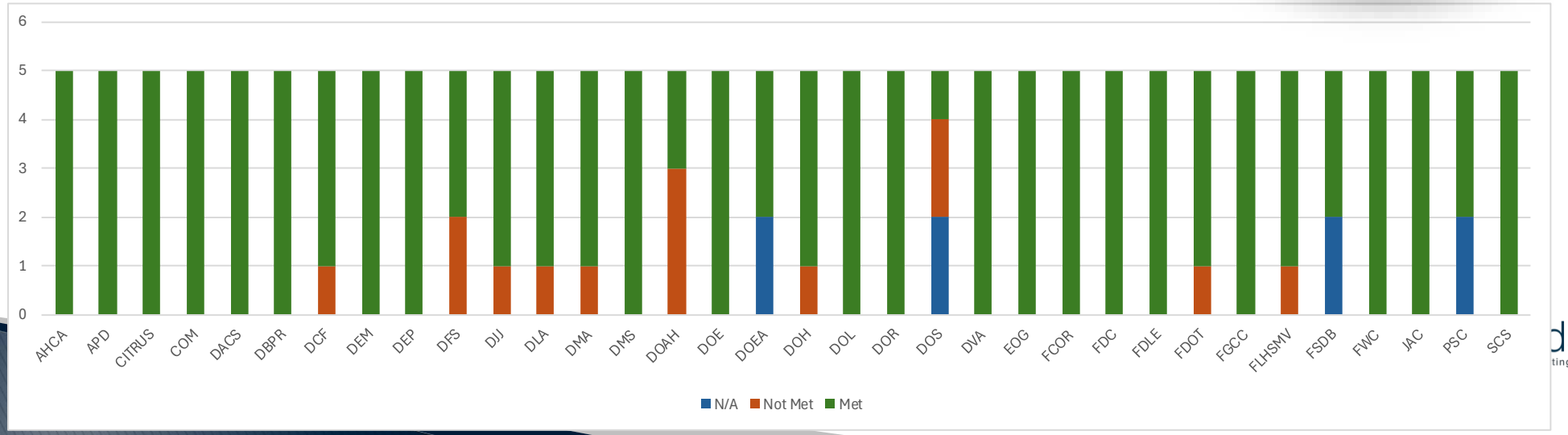

Agency Readiness Certification

Technology

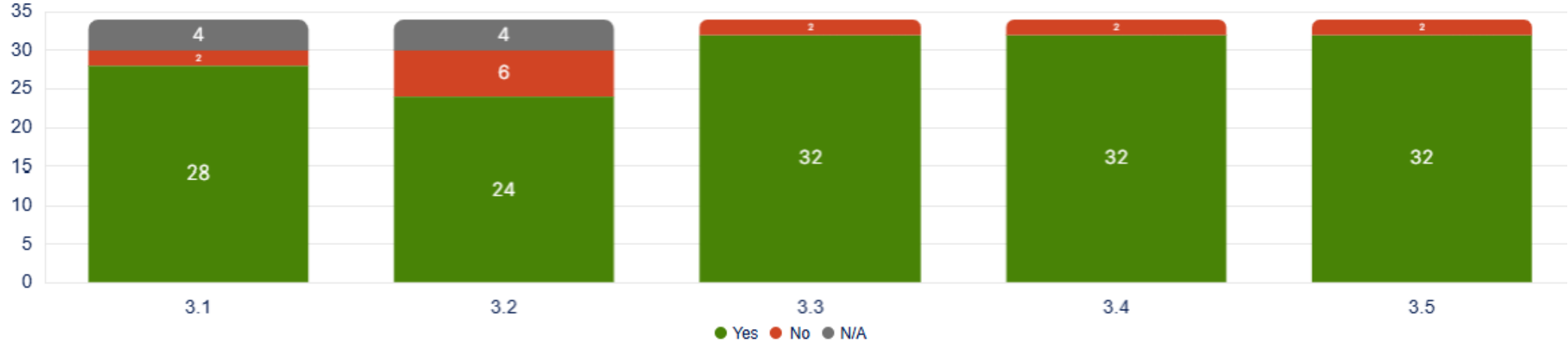

- Readiness gaps primarily related to Agency Business System remediation
- 2 agencies with interface testing criteria “not met”, representing only 3 interfaces. Project is working with those agencies to complete.
- Outstanding Agency Business System remediation (6 agencies) is in progress, most plan to complete by end of December
- 3 agencies in progress with Deployment Plan/Cutover Checklist/Post-Implementation Support Plan, completion expected by end of December

Agency Readiness Certification

Data

- There were 136 individual Criteria (4 per agency) presented for response:
  - 80% were noted as “Met
  - 20% were noted as “Not Met”
  - None were noted as “N/A”
- There were 22 agencies that responded they did not meet a total of 27 of the individual Criteria
  - 17 agencies did not meet 1 and 5 agencies did not meet 2

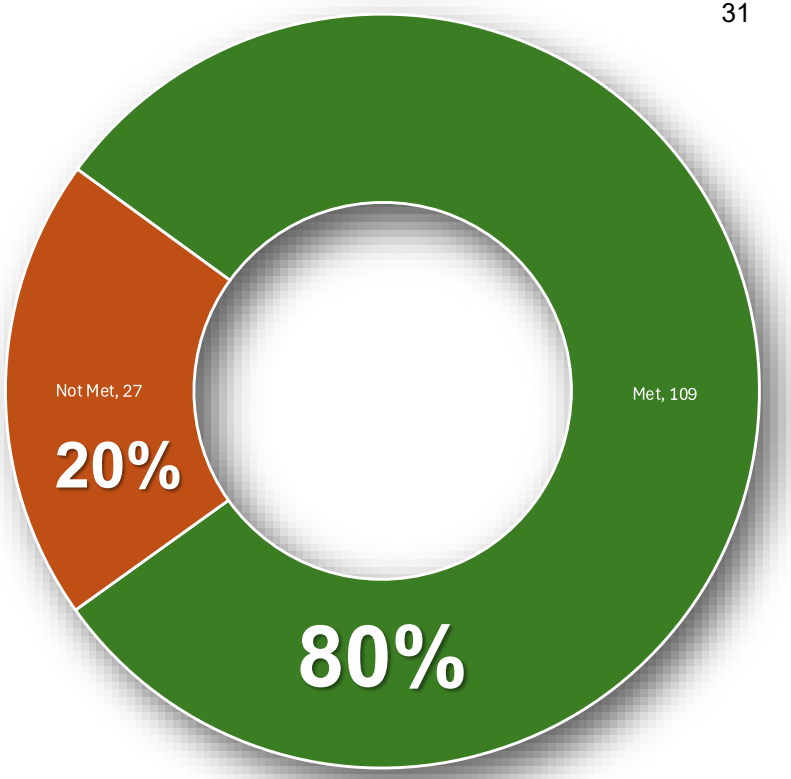

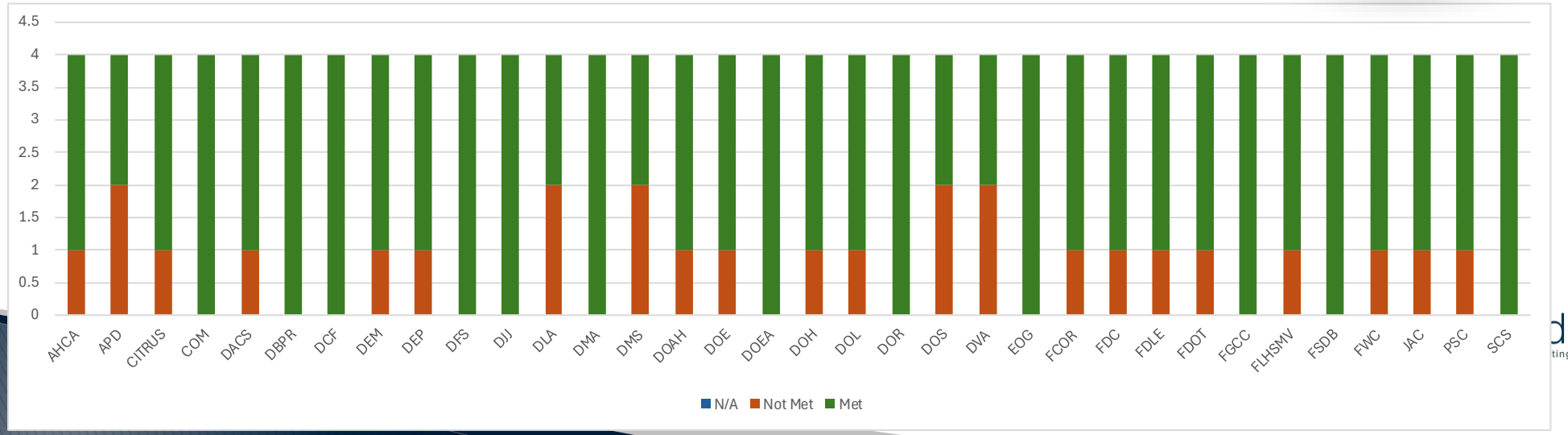

Agency Readiness Certification

Data

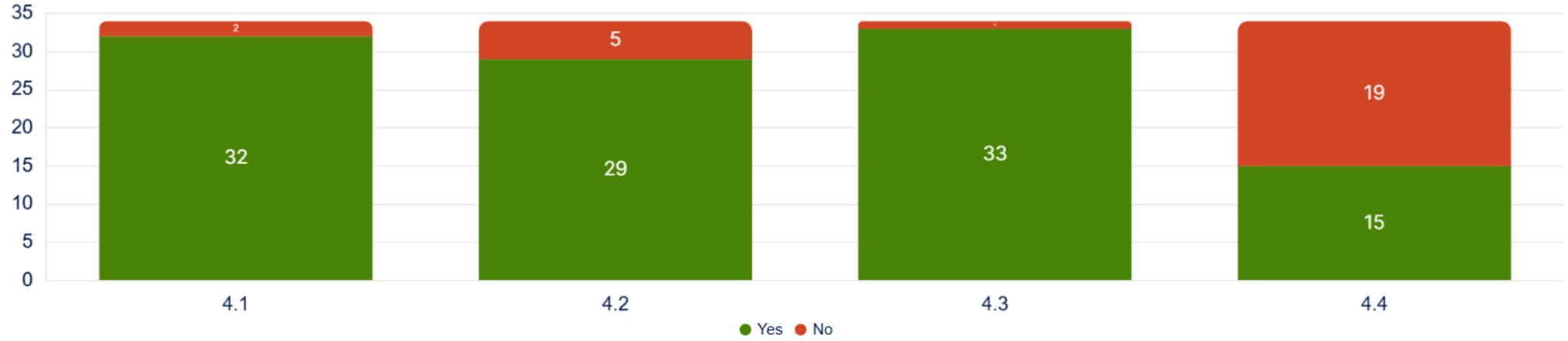

- Readiness gap primarily related completion of testing reports
- Testing of reports is expected to trail testing of business processes
- Criteria 4.2 referenced data cleansing after Dry Run 3, in preparation of Dry Run 4
  - This was a point in time
  - 5 agencies did not complete data cleansing prior to Dry Run 4 but continue to have the opportunity to complete data cleansing for cutover

Agency Readiness Certification

Data

- Agencies identified critical reporting needs by Topic
- 1,300 total reporting needs identified
  - 68% have been confirmed as testing complete
  - 28% are in progress
  - 4% have not started
    - The bulk of those not started are with one agency
    - Most of those in progress/not started are expected to be complete before go-live
- 17 agencies are nearing testing completion (75%+)
  - 5 agencies reporting 100% complete

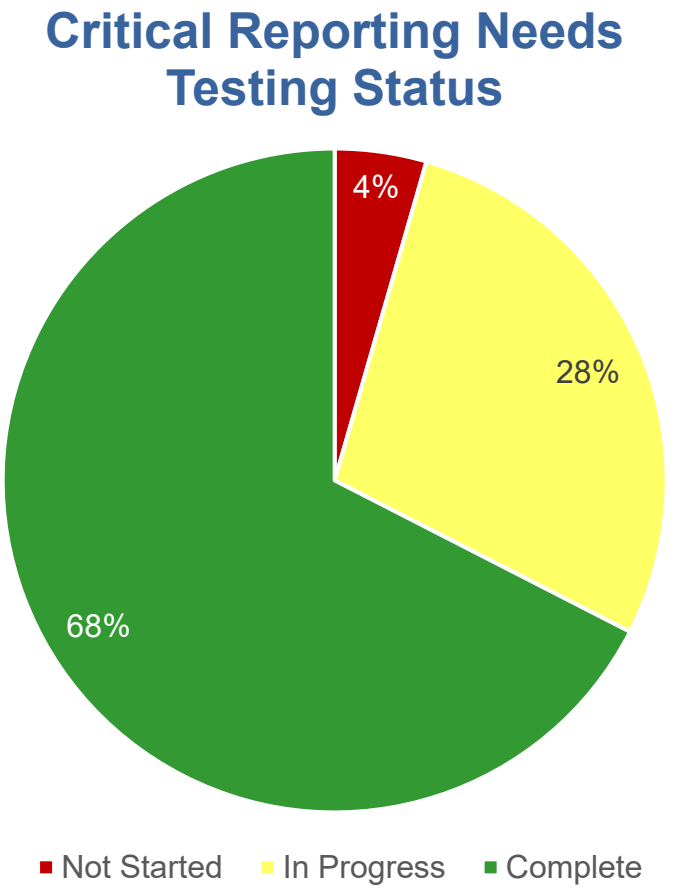

Agency Readiness Certification
Enterprise Partners

- Enterprise Partners reported interface testing status

FRS	LAS/PBS	MFMP	PF	STMS
100%	89%	100%	100%	100%

- 3 interfaces in progress with LAS/PBS
  - [KKI005] - Outbound Tentative and Reversion Balances (Tentative - Yearly)
  - [KKI005] - Outbound Tentative and Reversion Balances (Second Reversion - Yearly)
  - [KKI011] - Outbound Agency Incurred Obligations / FCO Projects (Carry/Certified Forward Requests - Yearly)

Stage Gate 4
Discussion & Vote

Jimmy Cox & Steven Fielder

Discussion & Vote

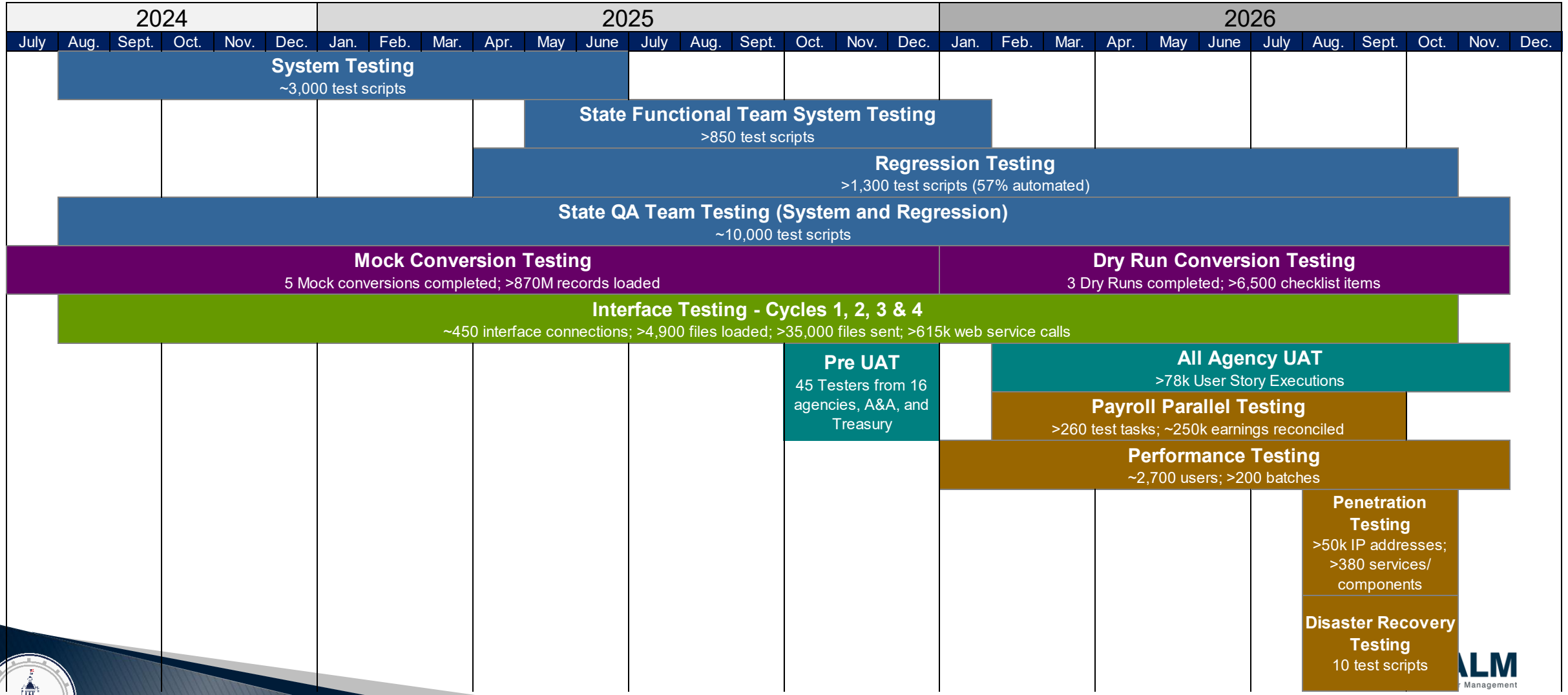

Discussion & Vote

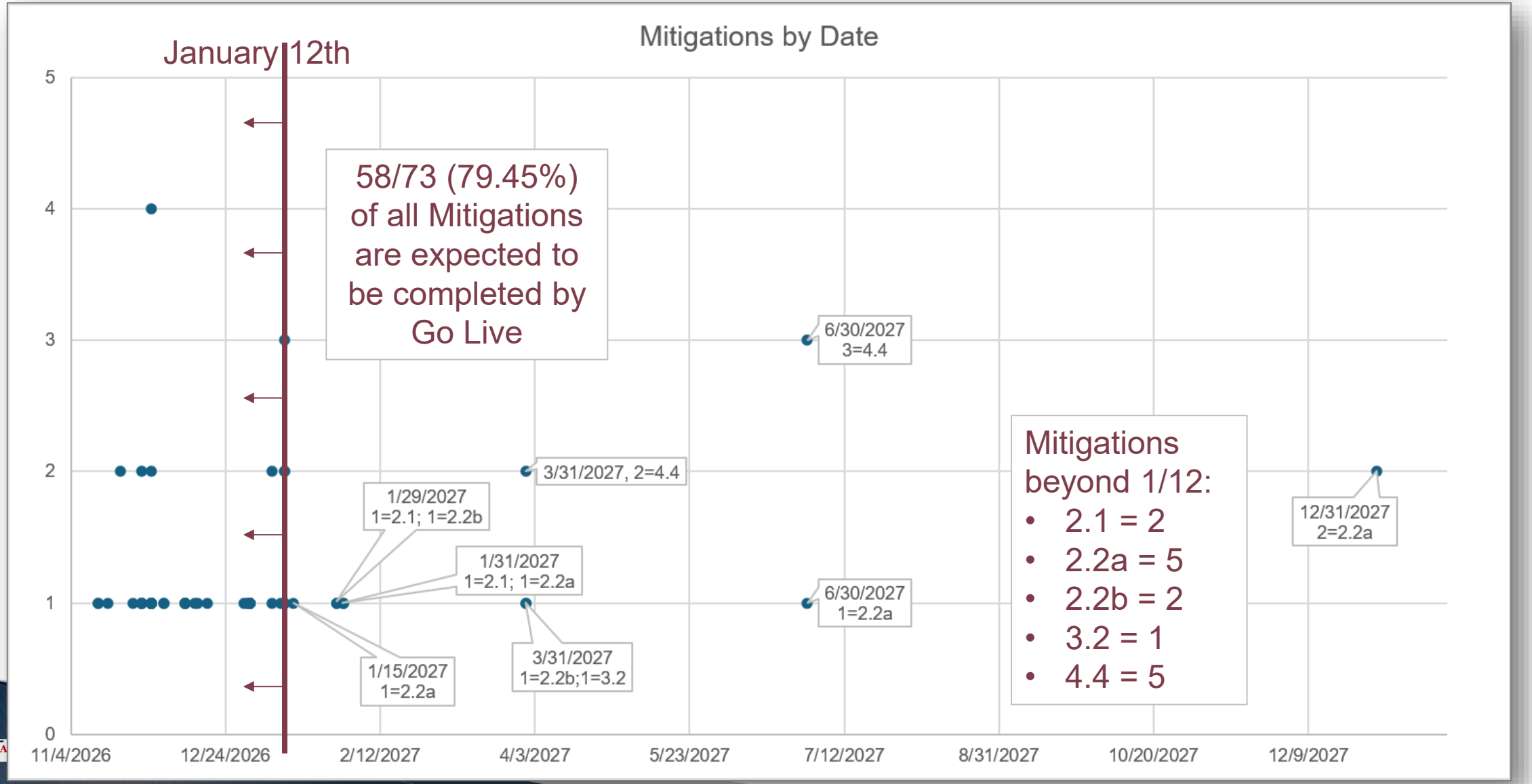

BLAISE INGOGLIA
CHIEF FINANCIAL OFFICER

Discussion & Vote

- Request for public comment
- Voting Action:
  - Stage Gate 4

Independent Verification and Validation (IV&V)

Content Provided by Public Consulting Group

IV&V Update

Florida PALM Readiness Efforts

- Florida PALM is a large, complex, multi-year transformation impacting statewide financial operations.
  - Significant shared effort by the Florida PALM Project Team, Agencies, and partners.
- The State has collectively completed more work than remains until Go-Live.
  - Focus is narrowing to the critical activities required for cutover.
  - Sustained coordination remains essential.

IV&V Update

Florida PALM Agency Accomplishments

79.4k
Test cases executed by the Agencies

57.2k
Cycle 3 Interface tests executed by the Agencies

71.8k
Hours spent in Florida PALM by end users

10.1k
Prerequisite training courses completed by end users

95%
Agency-reported completion across 180 RW Tasks

594k
Records cleansed by Agencies

- While balancing responsibilities related to year-end closure for both Fiscal Year and Calendar Year, participating in Legislative sessions, drafting and submitting Legislative Budget Requests, etc.

IV&V Update

Florida PALM Project Team Accomplishments

11.5k
Tickets resolved in SNow

133
Enhancements provided prior to Go-Live

59
Days of in-person support sessions provided

290
Articles and demos published in the Knowledge Center

312
Conversion files executed

1.5k
Interface files processed

- While managing and executing concurrent testing phases such as Mock Conversions, Regression, Payroll Parallel, Performance, Disaster Recovery, etc.

IV&V Update

Remaining Florida PALM Tasks for Agencies

- Road to Cutover

1

Complete configuration workbooks, data cleansing, and role-mapping for cutover

2

Complete Agency-specific training materials and conduct training for end users

3

Complete final operational processes in FLAIR and Enterprise Partner systems

4

Perform cutover activities for Agency Business Systems

5

Complete backlog of work once FL PALM is live

IV&V Update

Remaining Florida PALM Project Team Tasks

- Final System Checks

Demonstrate batch processing performance is acceptable

– Complete enhancements for budget checking, cash checking, and retiree payroll file processing prior to Go-Live

Complete infrastructure optimization activities (software, hardware, configuration)

Demonstrate cutover activities can be completed within implementation window

– Dry Run 4 is expected to be completed on schedule

IV&V Update

Remaining Florida PALM Project Team Tasks

- Road to Cutover

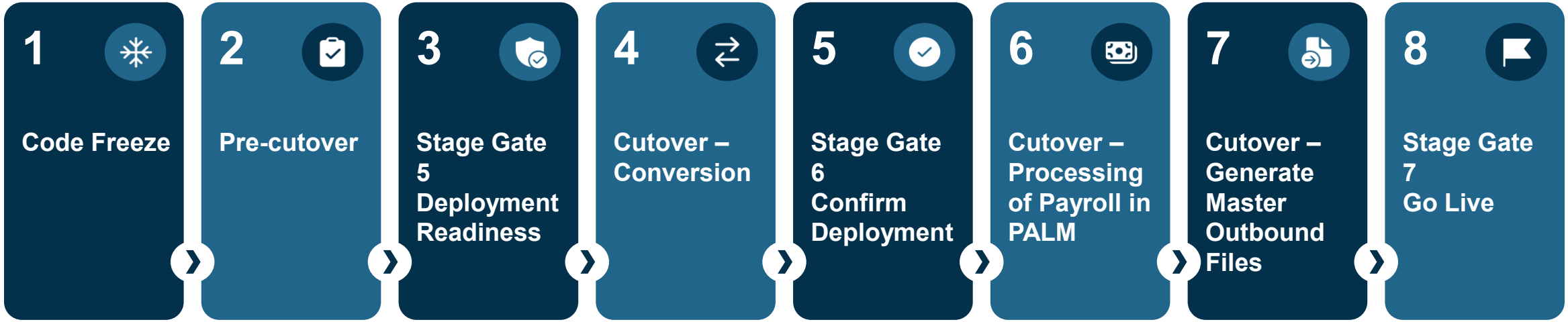

PROJECT ACTIVITIES UPDATES
TESTING, TRAINING, CUTOVER & DEPLOYMENT

Testing Activities

Jimmy Cox, Stacey Morton,
Angie Robertson

User Acceptance Testing (UAT) Timeline

July 20, 2026

FloridaPALM
Planning, Accounting, and Ledger Management

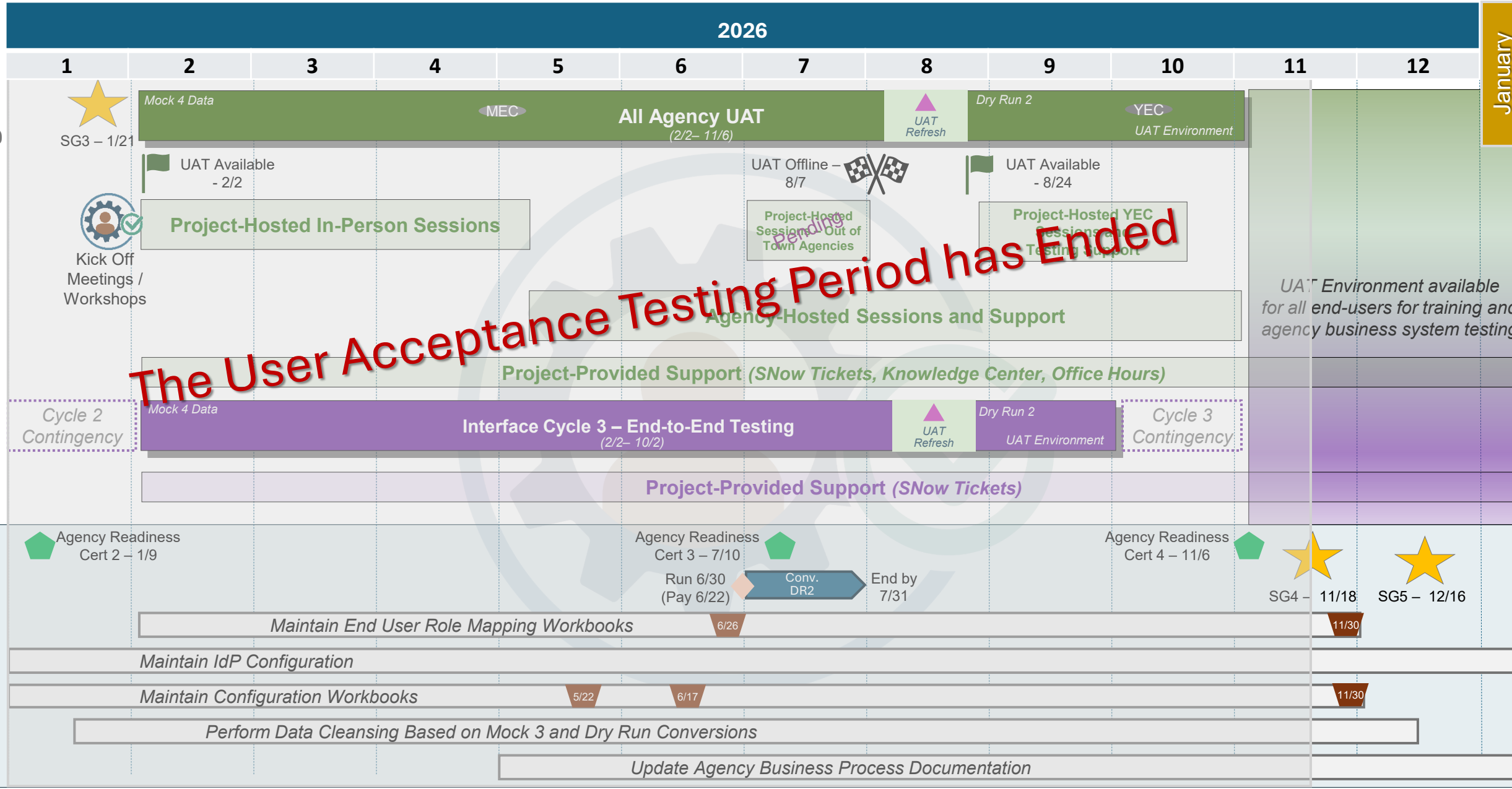

Testing Activities

User Acceptance Testing

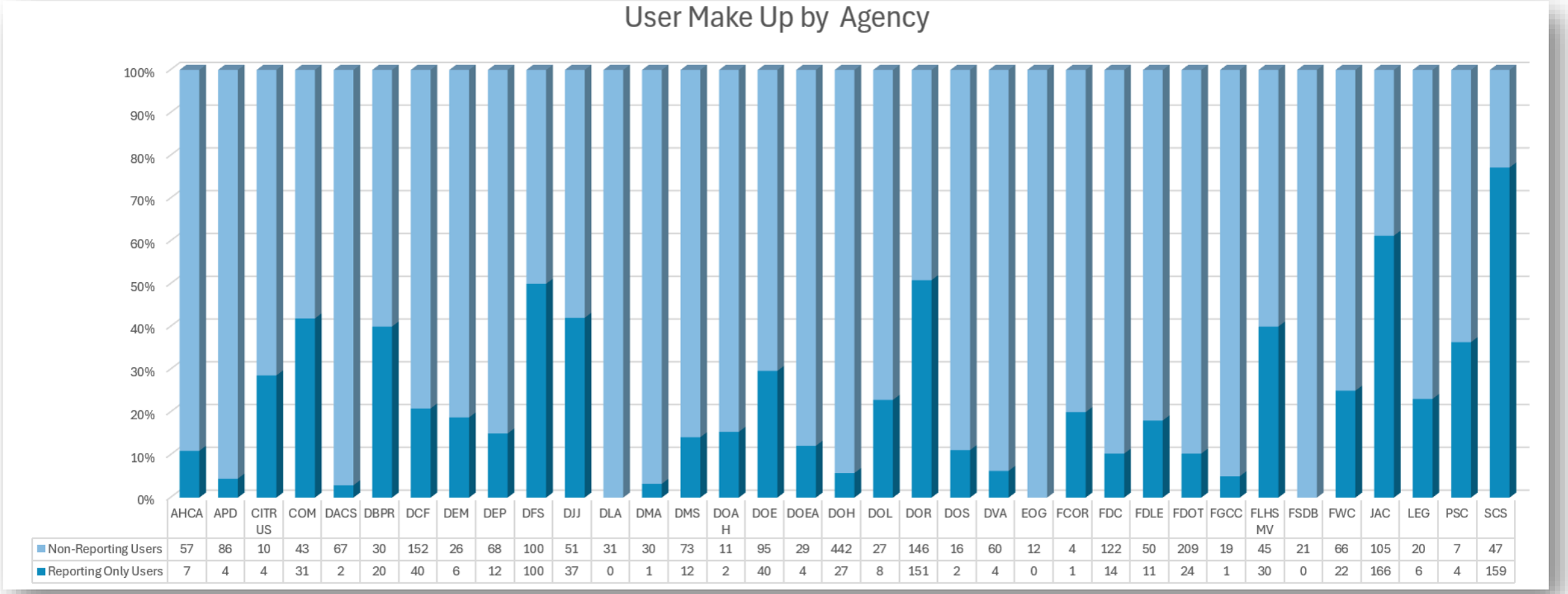

	AHCA	APD	CITRUS	COM	DACS	DBPR	DCF	DEM	DEP	DFS	DJJ	DLA	DMA	DMS	DOAH	DOE	DOEA	DOH	DOL	DOR	DOS	DVA	EOG	FCOR	FDC	FDLE	FDOT	FGCC	FLHSMV	FSDB	FWC	JAC	LEG	PSC	SCS
Non-Reporting Users	57	86	10	43	67	30	152	26	68	100	51	31	30	73	11	95	29	442	27	146	16	60	12	4	122	50	209	19	45	21	66	105	20	7	47
Reporting Only Users	7	4	4	31	2	20	40	6	12	100	37	0	1	12	2	40	4	27	8	151	2	4	0	1	14	11	24	1	30	0	22	166	6	4	159

- Non-Reporting Users are those with the ability to create or approve transactions in the system
- Reporting Only includes DW/BI and Florida PALM

Testing Activities

User Acceptance Testing

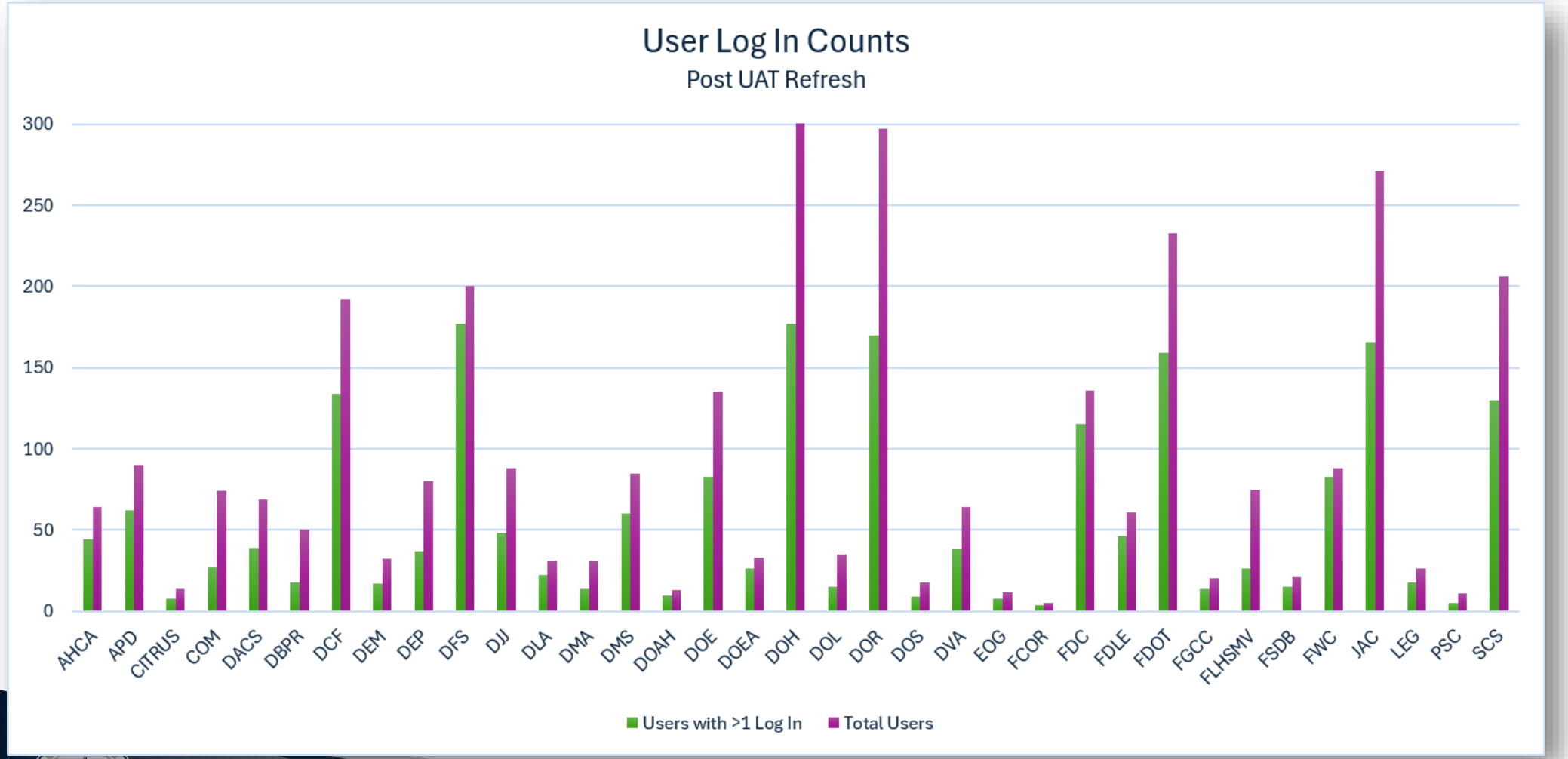

Agency	Users with >1 Log In	Total Users	% of Total
AHCA	44	64	68.75%
APD	62	90	68.89%
CITRUS	8	14	57.14%
COM	27	74	36.49%
DACS	39	69	56.52%
DBPR	18	50	36.00%
DCF	134	192	69.79%
DEM	17	32	53.13%
DEP	37	80	46.25%
DFS	177	200	88.50%
DJJ	48	88	54.55%
DLA	22	31	70.97%
DMA	14	31	45.16%
DMS	60	85	70.59%
DOAH	10	13	76.92%
DOE	83	135	61.48%
DOEA	26	33	78.79%
DOH	177	469	37.74%
DOL	15	35	42.86%
DOR	170	297	57.24%
DOS	9	18	50.00%
DVA	38	64	59.38%
EOG	8	12	66.67%
FCOR	4	5	80.00%
FDC	115	136	84.56%
FDLE	46	61	75.41%
FDOT	159	233	68.24%
FGCC	14	20	70.00%
FLHSMV	26	75	34.67%
FSDB	15	21	71.43%
FWC	83	88	94.32%
JAC	166	271	61.25%
LEG	18	26	69.23%
PSC	5	11	45.45%
SCS	130	206	63.11%
Total	2024	3329	60.80%

Thru 11/6 – Post Refresh

Testing Activities

User Acceptance Testing

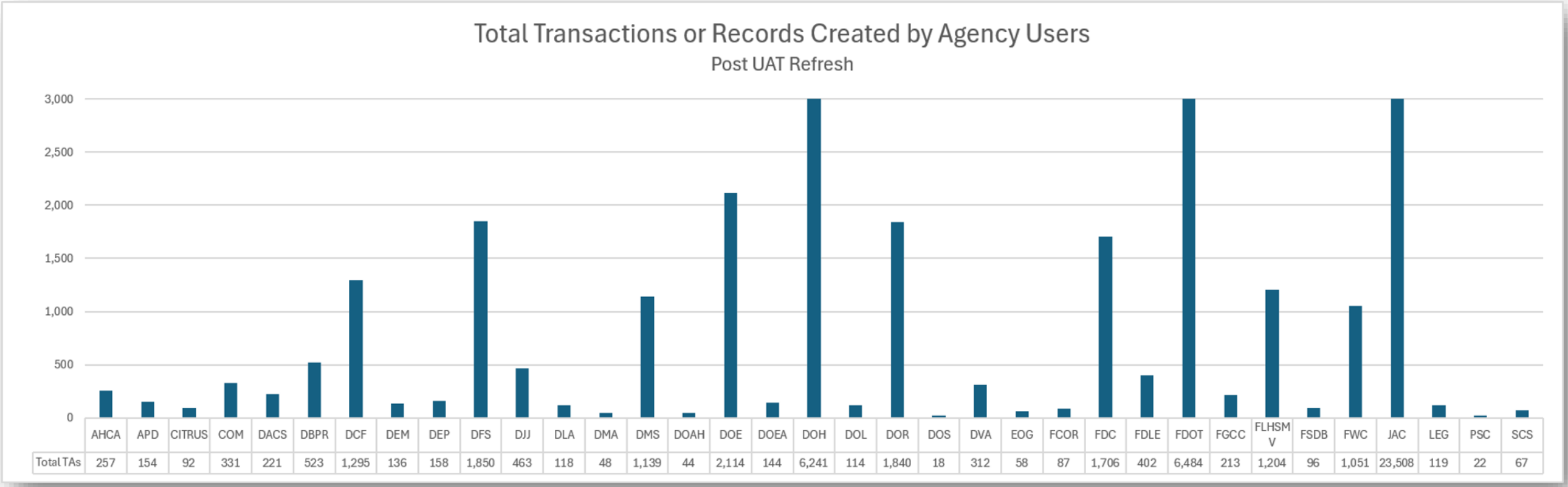

	AHCA	APD	CITRUS	COM	DACS	DBPR	DCF	DEM	DEP	DFS	DJJ	DLA	DMA	DMS	DOAH	DOE	DOEA	DOH	DOL	DOR	DOS	DVA	EOG	FCOR	FDC	FDLE	FDOT	FGCC	FLHSMV	FSDB	FWC	JAC	LEG	PSC	SCS
Total TAs	257	154	92	331	221	523	1,295	136	158	1,850	463	118	48	1,139	44	2,114	144	6,241	114	1,840	18	312	58	87	1,706	402	6,484	213	1,204	96	1,051	23,508	119	22	67

These totals Include core transactions or records such as deposits, vouchers, encumbrances, assets, projects, etc.

Thru 11/6 – Post Refresh

Testing Activities

User Acceptance Testing

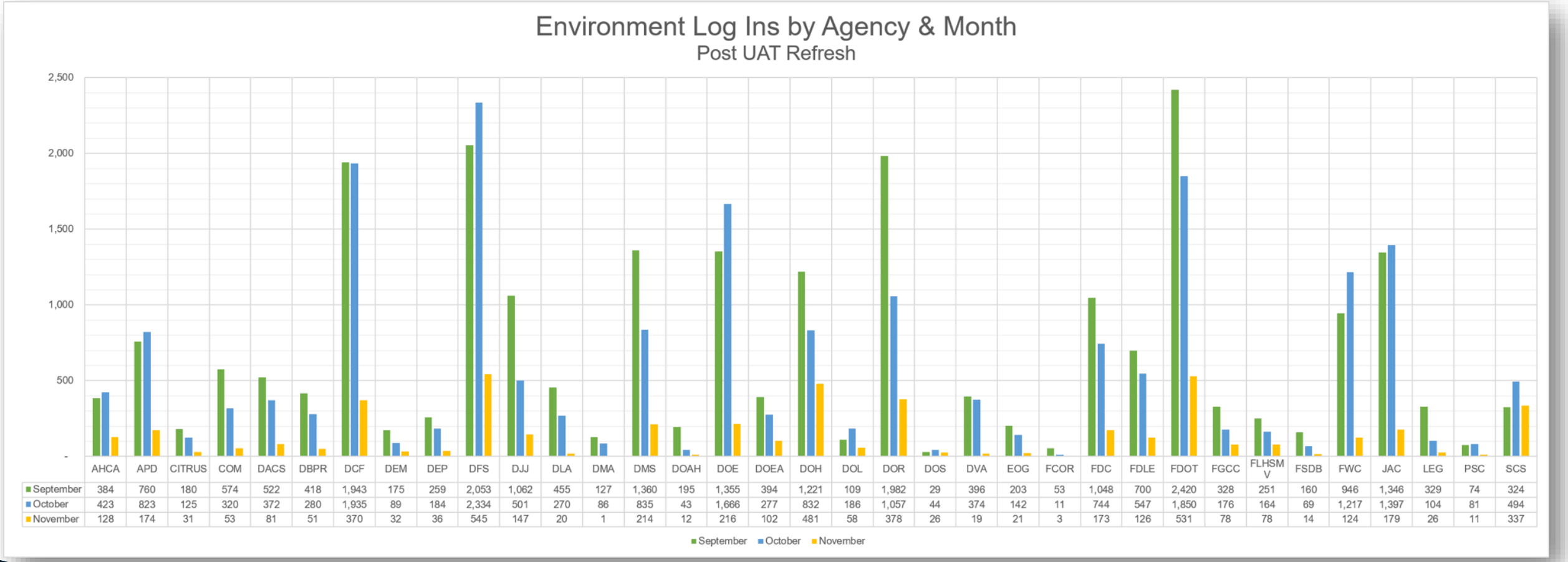

	AHCA	APD	CITRUS	COM	DACS	DBPR	DCF	DEM	DEP	DFS	DJJ	DLA	DMA	DMS	DOAH	DOE	DOEA	DOH	DOL	DOR	DOS	DVA	EOG	FCOR	FDC	FDLE	FDOT	FGCC	FLHSMV	FSDB	FWC	JAC	LEG	PSC	SCS
September	384	760	180	574	522	418	1,943	175	259	2,053	1,062	455	127	1,360	195	1,355	394	1,221	109	1,982	29	396	203	53	1,048	700	2,420	328	251	160	946	1,346	329	74	324
October	423	823	125	320	372	280	1,935	89	184	2,334	501	270	86	835	43	1,666	277	832	186	1,057	44	374	142	11	744	547	1,850	176	164	69	1,217	1,397	104	81	494
November	128	174	31	53	81	51	370	32	36	545	147	20	1	214	12	216	102	481	58	378	26	19	21	3	173	126	531	78	78	14	124	179	26	11	337

Thru 11/6 – Post Refresh

Testing Activities

User Acceptance Testing

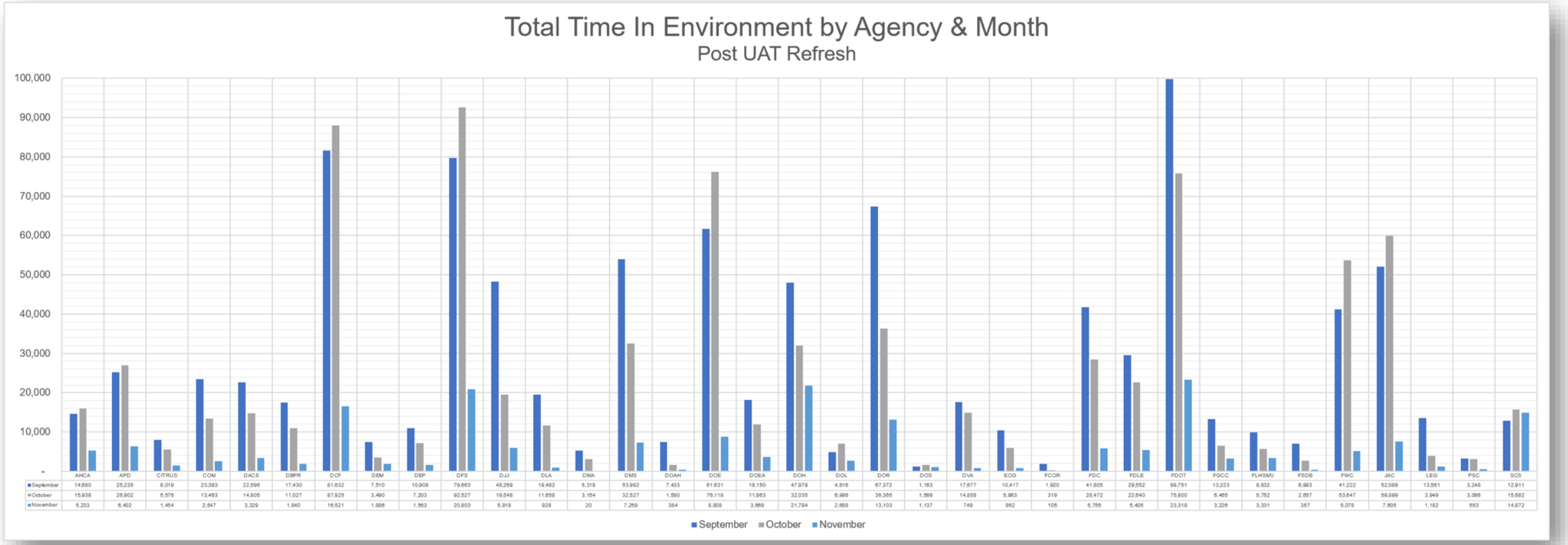

Thru 11/6 – Post Refresh

Testing Activities

User Acceptance Testing

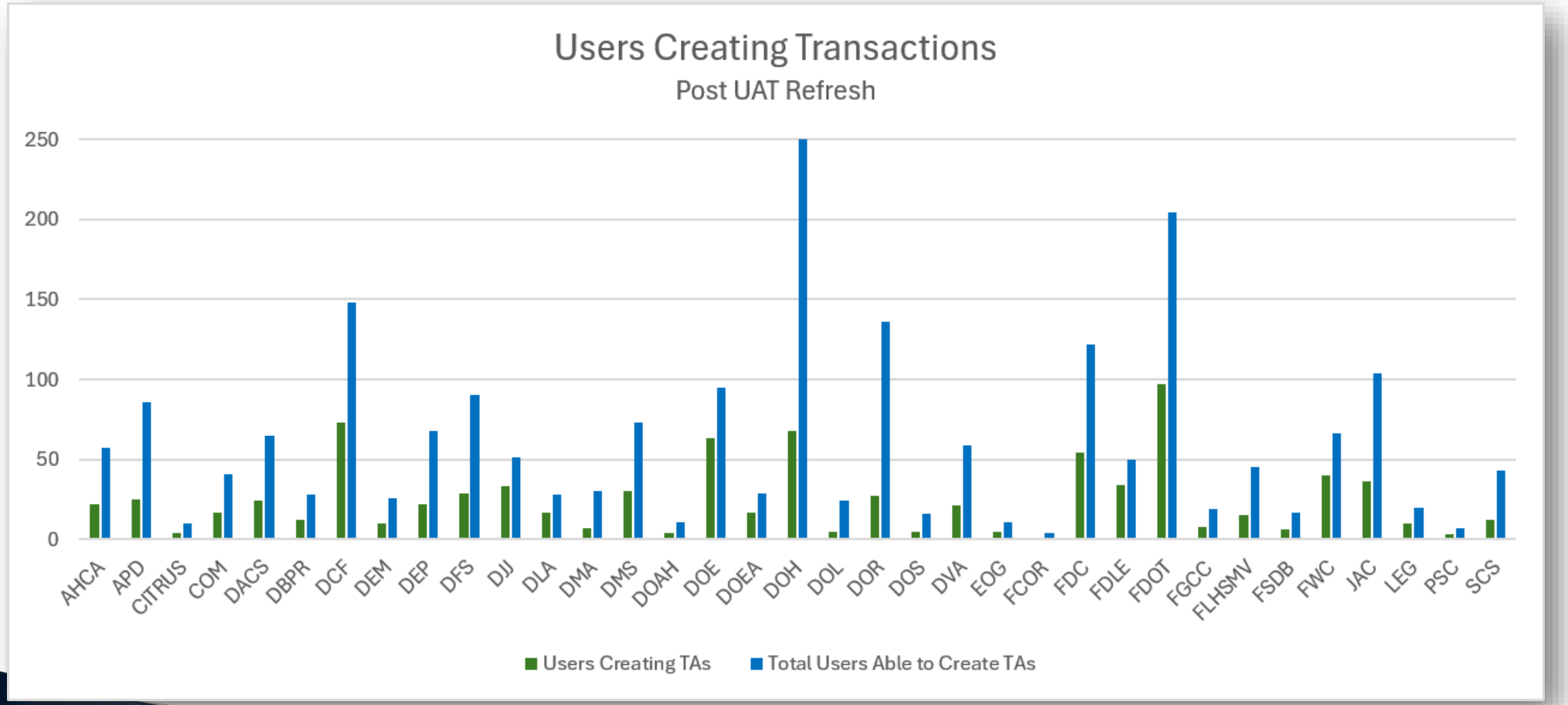

Agency	Users Creating TAs	Total Users Able to Create TAs	% of Total
AHCA	22	57	38.60%
APD	25	86	29.07%
CITRUS	4	10	40.00%
COM	17	41	41.46%
DACS	24	65	36.92%
DBPR	12	28	42.86%
DCF	73	148	49.32%
DEM	10	26	38.46%
DEP	22	68	32.35%
DFS	29	90	32.22%
DJJ	33	51	64.71%
DLA	17	28	60.71%
DMA	7	30	23.33%
DMS	30	73	41.10%
DOAH	4	11	36.36%
DOE	63	95	66.32%
DOEA	17	29	58.62%
DOH	68	434	15.67%
DOL	5	24	20.83%
DOR	27	136	19.85%
DOS	5	16	31.25%
DVA	21	59	35.59%
EOG	5	11	45.45%
FCOR	1	4	25.00%
FDC	54	122	44.26%
FDLE	34	50	68.00%
FDOT	97	204	47.55%
FGCC	8	19	42.11%
FLHSMV	15	45	33.33%
FSDB	6	17	35.29%
FWC	40	66	60.61%
JAC	36	104	34.62%
LEG	10	20	50.00%
PSC	3	7	42.86%
SCS	12	43	27.91%
Total	856	2317	36.94%

Thru 11/6 – Post Refresh

BLAISE INGOGLIA
CHIEF FINANCIAL OFFICER

FloridaPALM
Planning, Accounting, and Ledger Management

Issue 39 Update
FRS File Processing

- The custom Retiree Payroll performance solution has been successfully tested and will be implemented with Go-Live to process the January payment file. Key testing outcomes resulted in the following:
  - Customizations significantly reduced processing time, completing in ~20 hours
  - Additional tuning opportunities are being evaluated to further improve processing time where possible
  - Recommendation remains to process the monthly payroll during the weekend to eliminate processing impacts with regular daily/nightly Accounts Payable batch schedule

Testing Approach	Target Completion Date	Status
Build and unit test custom solution	October 16	Complete
System test and regression test custom solution	November 3	Complete
Test file processing with FRS	November 13	Complete

Testing Activities

Performance Testing

- Performance Testing Segment II (Completed November 6; 10 days behind schedule)

Testing Cycle	Key Outcome
Cycle 1 – Online Individual Transactions and Reports (Baseline)	Established the performance baseline and confirmed core Financials, Payroll, and ESS transactions performed as expected under minimal load.
Cycle 2 – Combined Online Transactions and Reports (Peak Load)	Confirmed the system can support projected peak user volumes.
Cycle 3 – Batch	Validated Financials and Payroll batch processing at projected volumes, with isolated batch issues identified and addressed through the SIR process.
Cycle 4 – Combined Online Transactions, Reports and Batch	Demonstrated the system can sustain concurrent online and batch processing at peak load, with targeted tuning identified for queuing and workload distribution.
Cycle 5 – Stress	Identified system capacity thresholds at 1.5x and 2x projected load.
Cycle 6 – Endurance	Demonstrated system stability over the full extended-duration test while identifying areas for continued database and application-tier optimization.
Cycle 7 – High Availability Failover	Successfully demonstrated recovery during infrastructure failover under load, with temporary performance degradation observed during stabilization.

Testing Activities

Regression Testing

- Event 4 Regression Test Summary Status
  - Overall % Execution: 100% complete (Completed 10/29; one day behind schedule)
    - 5 open tickets remained as of 10/29; the following is the current status of the tickets as of 11/13:
      - 1 – Retest (Payroll / Medium); 4 – Resolved/Closed (Financials / 2 Medium, 2 Low)
    - Testing Events 1 – 4 prioritized regression test scripts based on critical and core functionality, user-facing functionality, and areas with a history of multiple SIRs/tickets

Regression Testing - Event 4	Count	% Against Total	% Against Executed to Date
Original Total Number of Scripts	402	-	-
New Total Number of Scripts	419	-	-
Planned to Date	419	100%	-
Executed to Date	419	100%	-
Pass Rate	411	98%	98%
Fail Rate	8	2%	2%

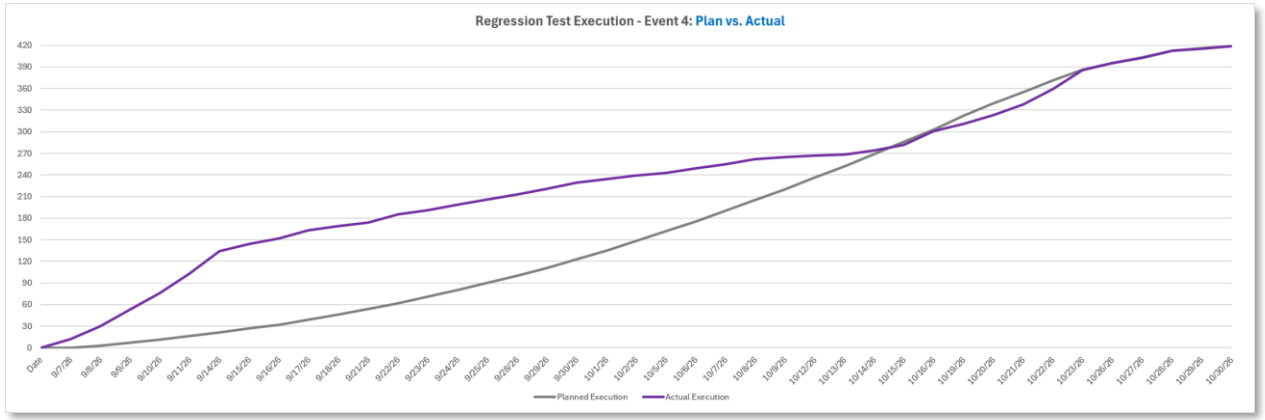

Testing Activities

All Testing Services

All Tickets Status

(as of 11/13/2026)

10,641	10,361	280
Total # of Logged Tickets	Total # of Closed Tickets	Total # of Open Tickets

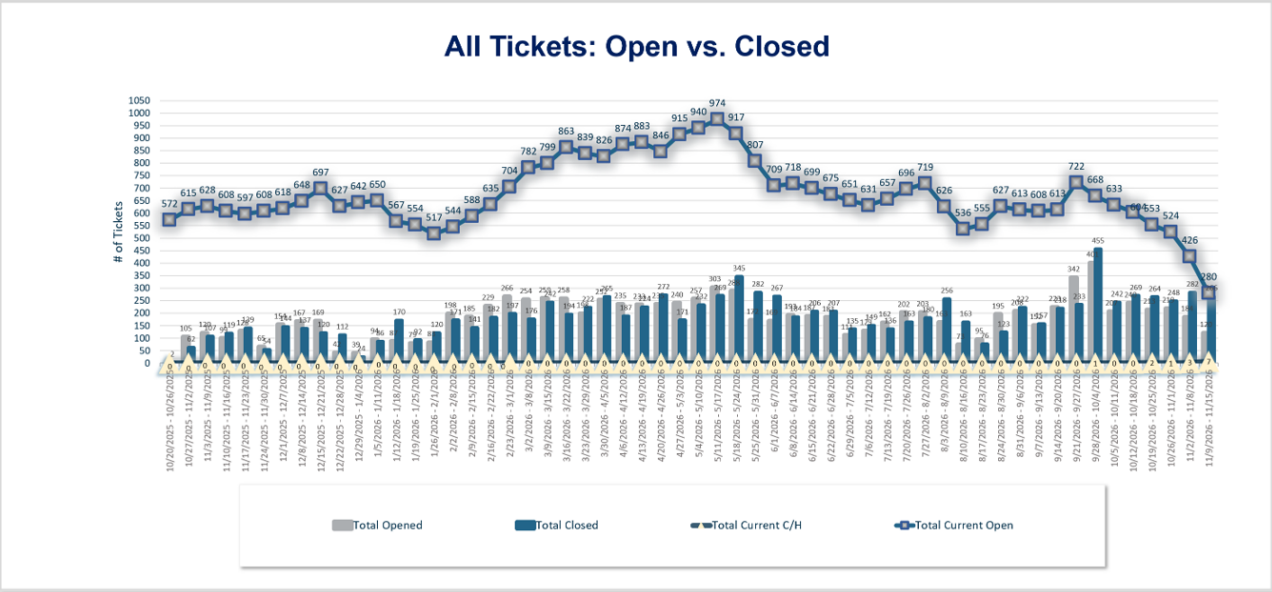

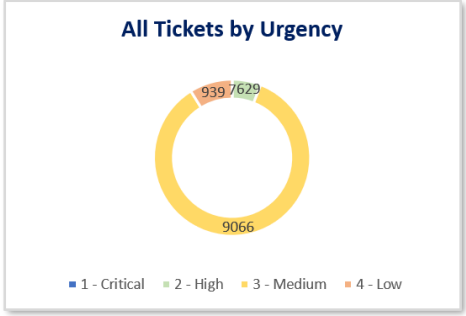

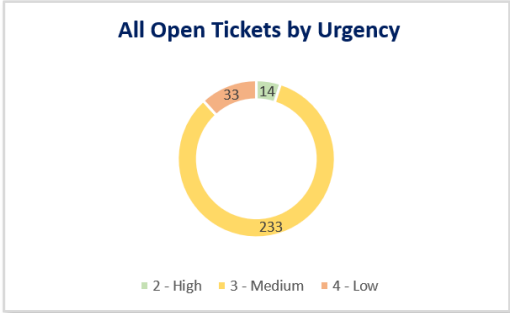

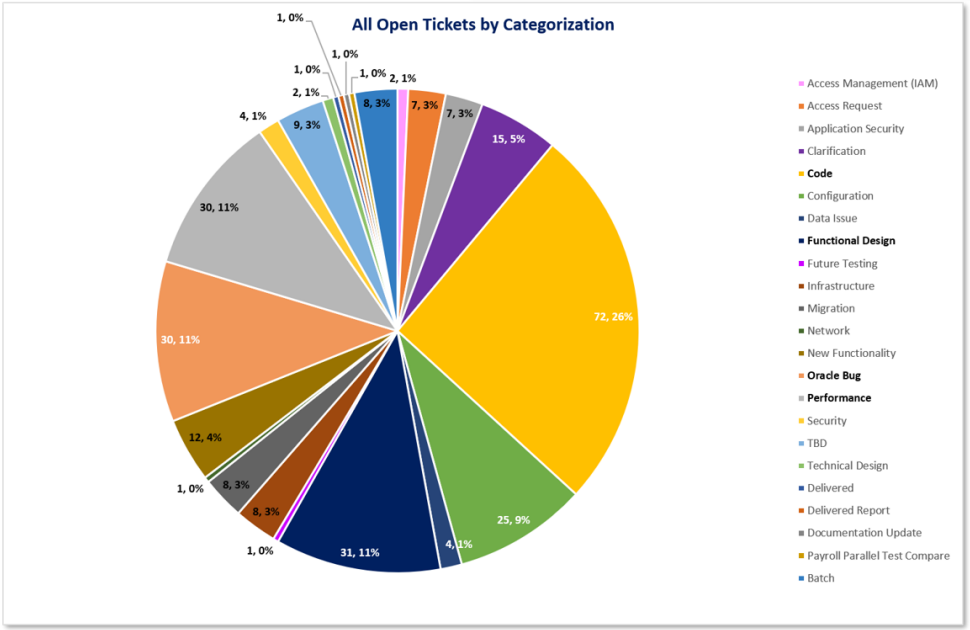

Testing Activities

User Acceptance Testing

All Agency UAT Tickets Status

(as of 11/13/2026)

2,926	2,884	42
Total # of Logged Tickets	Total # of Closed Tickets	Total # of Open Tickets

All Agency UAT Tickets: Open vs. Closed

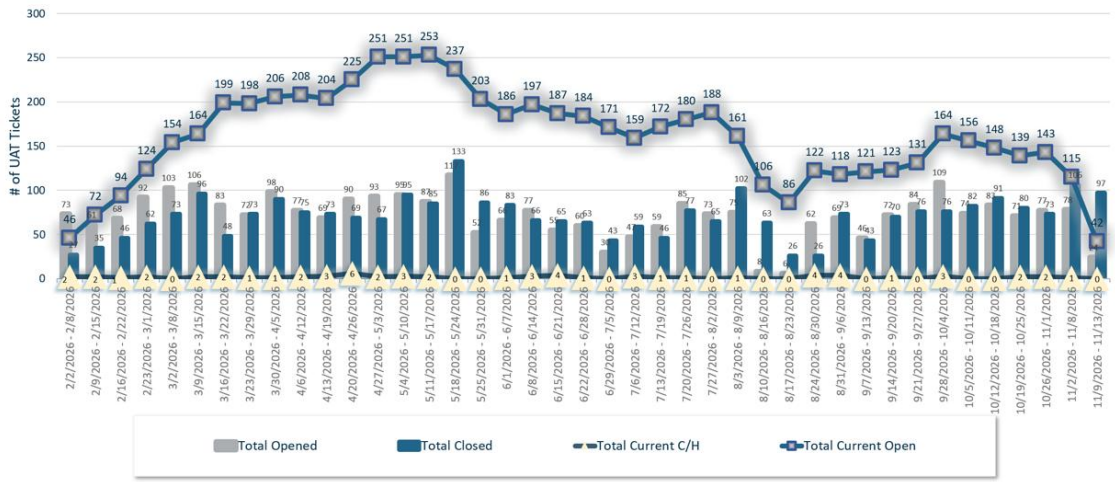

All Agency UAT Tickets by Urgency

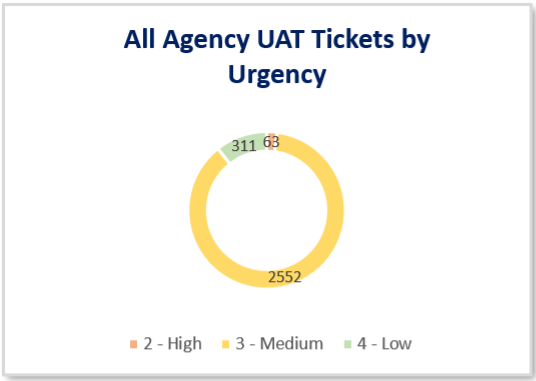

Open Agency UAT Tickets by Urgency

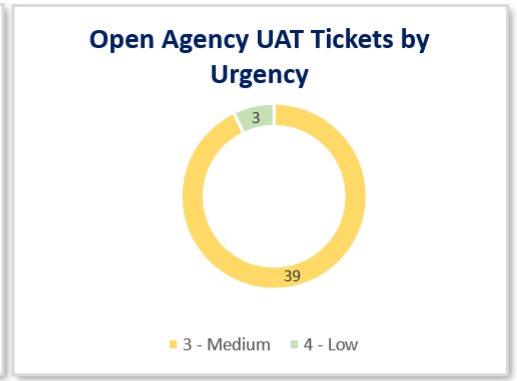

Open All Agency UAT Tickets by Categorization

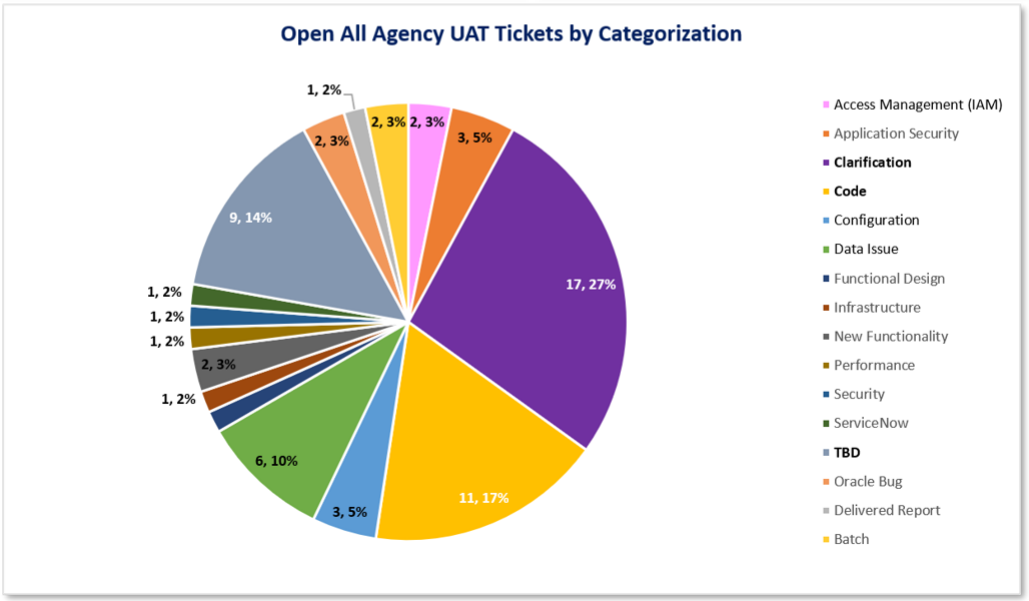

Testing Activities

All Testing Services and User Acceptance Testing

All Open Tickets Aging by Urgency

(as of 11/13/2026)

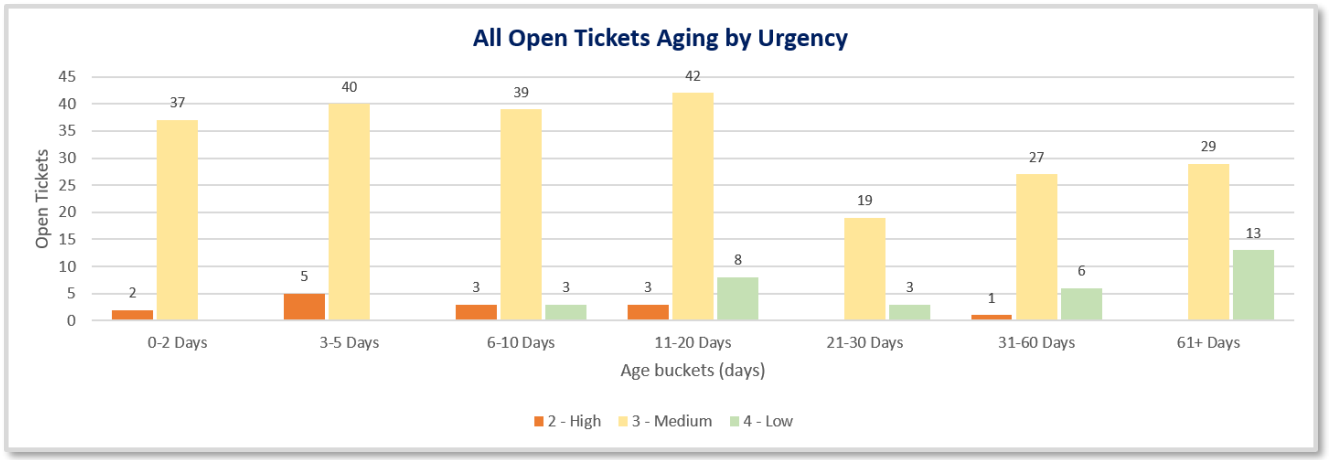

Agency UAT Tickets by Urgency

(as of 11/13/2026)

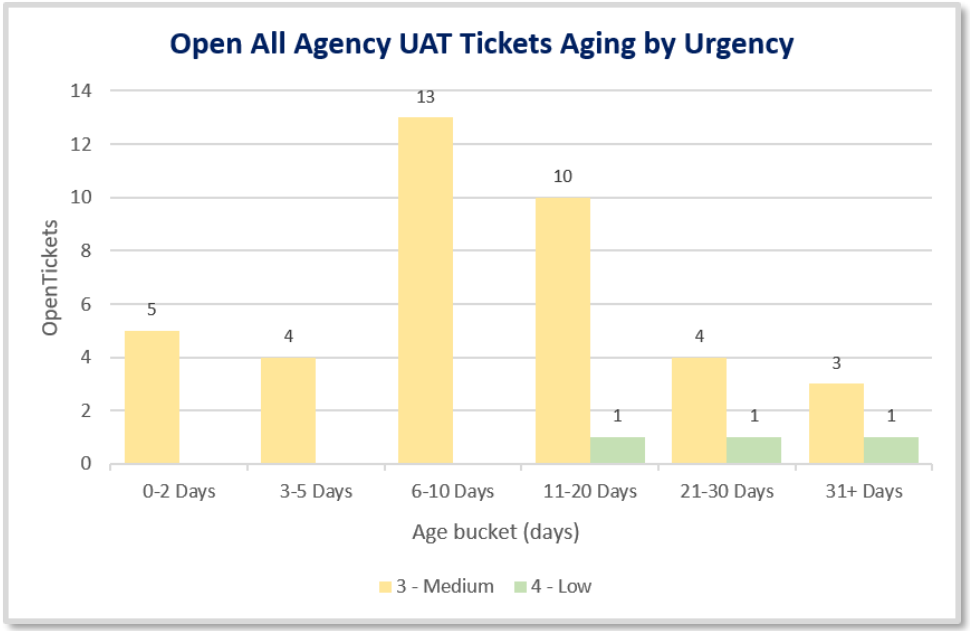

All Open Tickets by Stage Found

(as of 11/13/2026)

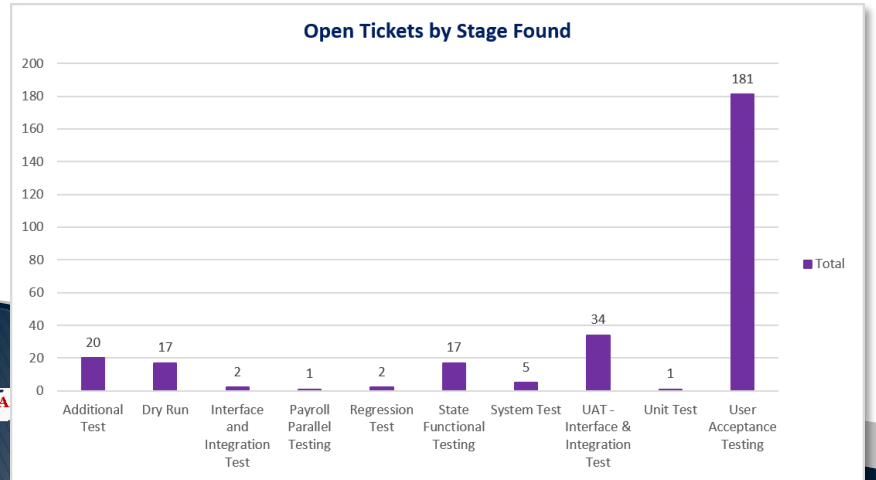

Training Activities

Kimberly Kemp

Training Activities
Knowledge Center

- Views continue to rise with new training materials and in-person sessions. These articles have seen significant increases in views with the past month.

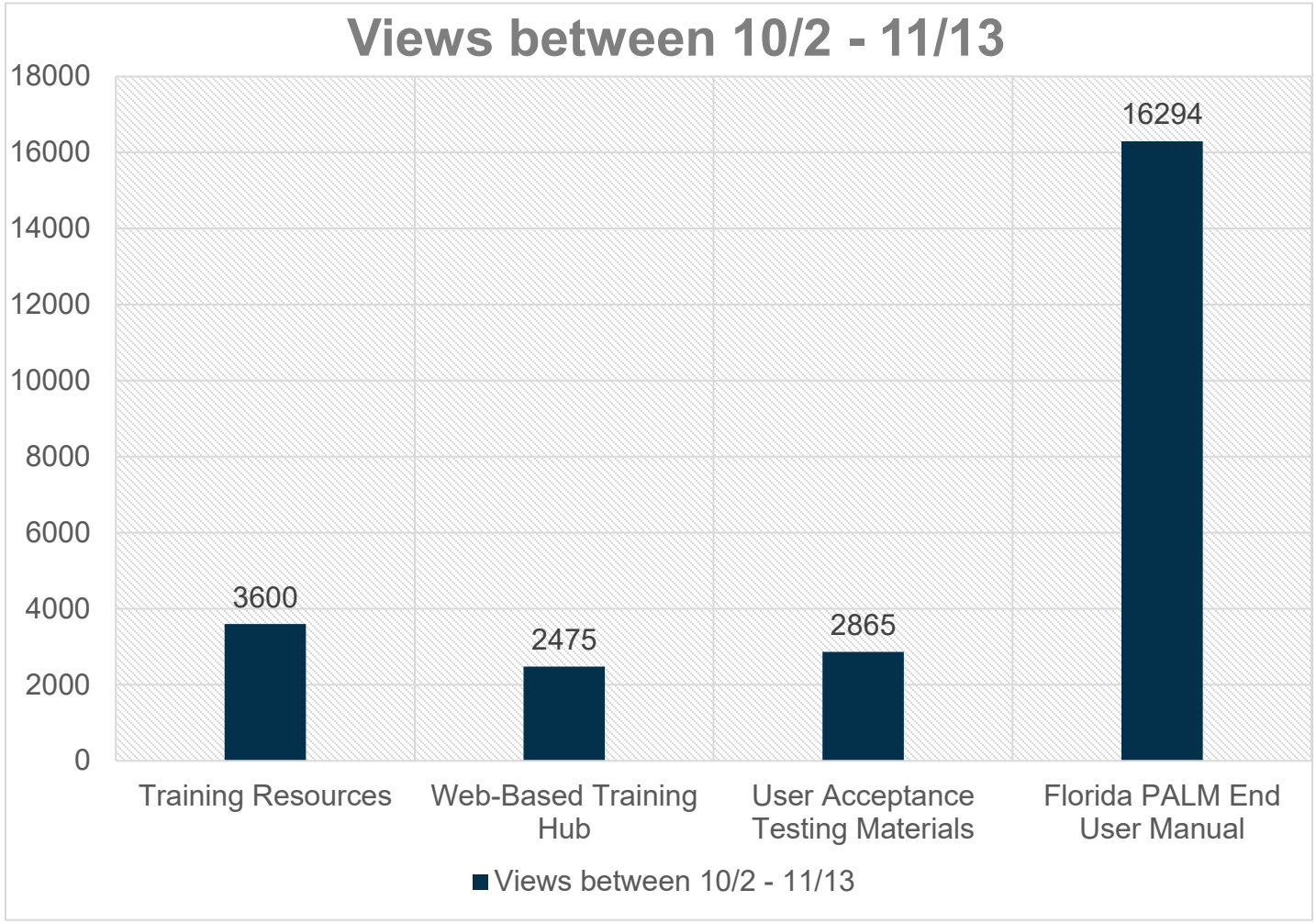

Training Activities
WBT Completions

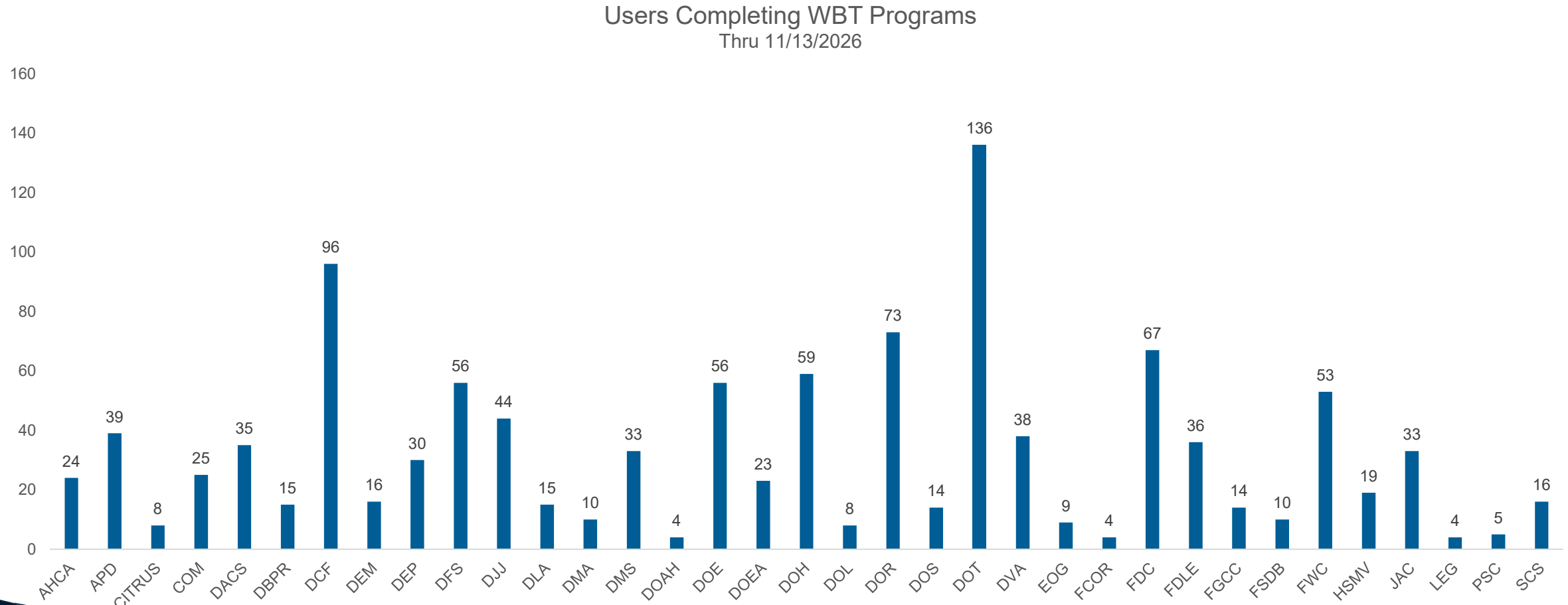

Training Activities

WBT Survey Feedback

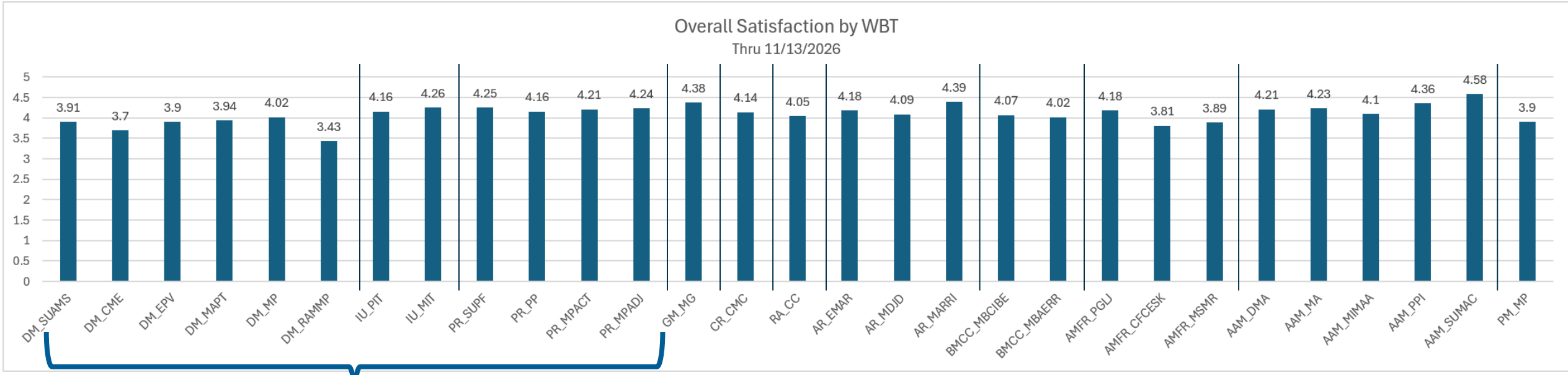

WBTs included in Readiness Certification Criteria 1.1

Training Activities

WBT Survey Feedback

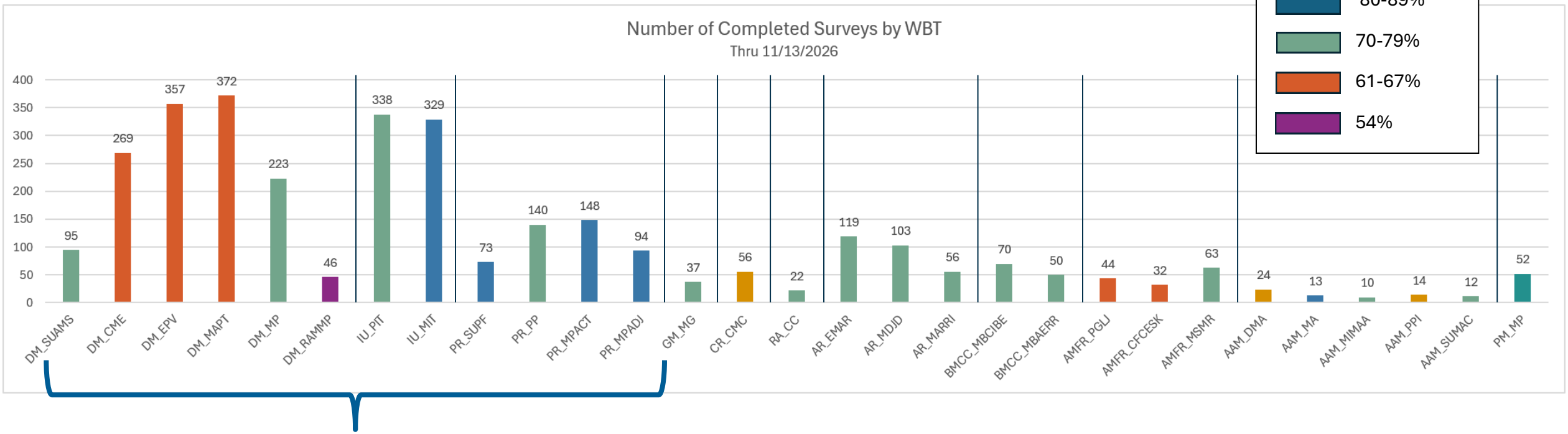

WBTs included in Readiness Certification Criteria 1.1

Cutover & Deployment Activities

Jimmy Cox

Cutover & Deployment

Pre-Cutover

- November 13, 2026
  - FLAIR code freeze - completed
- November 15, 2026
  - FLAIR snapshot for initial conversions - completed
- November 16 – 23, 2026
  - Start creating and processing initial conversion files (suppliers, contracts and grants) in conversion environment
- November 30, 2026 – Agency workbooks, including final configuration, conversion and role mapping are due
  - Yes, this is the Monday after Thanksgiving, so plan and work ahead, don't wait to complete

Cutover & Deployment

Pre-Cutover

- December 1 – 4, 2026
  - Project team will review agency workbooks, and work with agencies on any clarifications needed
  - Configuration of agency values will start in the production conversion environment
  - Final refresh of production configuration values
- December 5, 2026 – Contract, Grant and Vendor updates freeze
  - Contracts and Grants must be created in FACTS (or FLAIR) on or before December 4, 2026
  - New vendor registrations must be completed by December 4, 2026
  - FLAIR refresh to capture final contract, grant and vendor information
- December 6, 2026
  - FLAIR Snapshot for final suppliers, contracts, and grants
- December 7 – 11, 2026
  - Process delta files for suppliers, contracts and grants
  - Load SpeedKeys (can't load until all configs are completed)
  - Finalize preparation activities for cutover conversions

Cutover & Deployment

Pre-Cutover

- December 14 – 18, 2026
  - Daily ESC meetings scheduled to review cutover readiness
  - Question 1 – Is Florida PALM ready?
  - Question 2 – Are pre-cutover activities on schedule?
- December 14 – 23, 2026
  - Generate master data value extracts to enterprise partners and agencies receiving those files
- December 20, 2026
  - FLAIR Refresh for Retiree Conversions
- December 23, 2026
  - All enterprise systems come down at 5 pm EST, and processing stops in these systems
  - Transaction processing ends sooner, depending on the system and the transaction dependencies, but sure your team is clear on all cutoffs and has fully developed an executable plan

Cutover & Deployment

Cutover

- Florida PALM Cutover starts on December 24, 2026
  - Final FLAIR snapshot (used to create remaining conversion files)
  - Restore point of CMS environment
  - Refresh Production CMS Sandbox Environment (Treasury use only)
  - Process trial balance snapshots
  - Warrant Cancellations for outstanding warrants processed in CMS
  - Process trial balance snapshots
  - Restore point of CMS environment
- No agency interface files should be submitted to Florida PALM during the downtime except for catch-up deposit files
  - If an agency is continuing processing in their ABS during the downtime, transactions must be rolled into one file and submitted for processing on or after January 12, 2027
  - Exception is deposit files; we will discuss this in a bit
- December 25, 2026 – Team will be off to celebrate with their families

Cutover & Deployment

Cutover

- December 26, 2026
  - Starts 24-7 cutover execution begins at 8 am
  - Technical upgrade of CMS environment will begin
  - Financials conversion files will start being created
  - Payroll conversion files will start being processed
- December 27 – 31, 2026
  - Finalize upgrade and code migrations
  - Finish payroll conversion file processing, and ready for processing the January 8, 2027, biweekly pay date
  - Start processing financials conversions (most will start/finish in this time frame)
- January 1 – 3, 2027
  - Finish processing Financials conversions
  - Process catch-up processing (if any) for payroll
  - Start processing of Biweekly payroll

Cutover & Deployment

Cutover

- January 4, 2027 – Stage Gate 6 Decision
- January 4 – 11, 2027
  - Downstream processing for Financials Conversions
  - Catch-up processing for banking files (CMS files)
  - Finalize Biweekly Payroll
  - Post Biweekly Payroll (consume budget and cash)
- January 11, 2027 – Stage Gate 7 Decision to Open the System to Agency Users
- January 12, 2027
  - Florida PALM Live
  - Full batch processing in place
  - Starts nightly file processing

Next Meeting

December 14, 2026	*Regular Meeting* (DOR)
December 15, 2026	*Contingency Meeting* (DOR)
December 16, 2026	*Contingency Meeting* (DOR)
December 17, 2026	*Contingency Meeting* (Virtual)
December 18, 2026	*Contingency Meeting* (Virtual)

BLAISE INGOGLIA
CHIEF FINANCIAL OFFICER
STATE OF FLORIDA

FloridaPALM
Planning, Accounting, and Ledger Management

Contact us

FloridaPALM@myfloridacfo.com

Project Website

www.myfloridacfo.com/floridapalm/

Knowledge Center

https//:myfloridacfofloridapalm.us.document360.io

Knowledge Center

BLAISE INGOGLIA
CHIEF FINANCIAL OFFICER
STATE OF FLORIDA

FloridaPALM
Planning, Accounting, and Ledger Management