

FloridaPALM

Planning, Accounting, and Ledger Management





SEPTEMBER 19, 2024



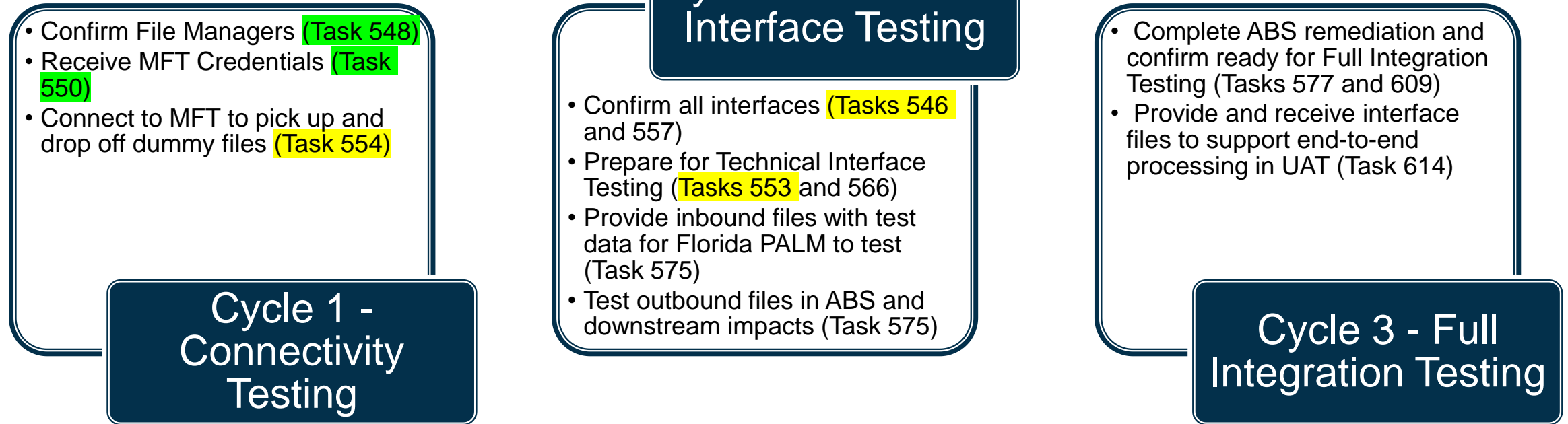
Agenda

- Interface Testing Approach
- Task Spotlight
 - 553 Prepare for Interface Testing
 - 554 Participate in Connectivity Testing for Cycle 1 Interface Testing
- Reminders
 - A Look Ahead: Releasing Soon
 - Coming Due Soon
 - Project-Led Meetings
- Questions



Interface Testing Approach

Testing Cycles



Interface Testing Approach

Cycle 1 – Connectivity Testing

Connectivity Testing Responsibilities	
Project	<ul style="list-style-type: none">• Develop MFT folder structure for interfacing partners.• Establish and provide MFT credentials for interfacing partners.• Whitelist IP addresses for interfacing partners.• Provide technical support.
Agency	<ul style="list-style-type: none">• Confirm File Managers.• Provide IP address(es).• Participate in MFT Credentials Meeting and any needed follow-up to confirm access to the Florida PALM MFT server.• Pick up and drop off test files in the Florida PALM MFT server.



Interface Testing Approach

Cycle 2 – Technical Interface Testing

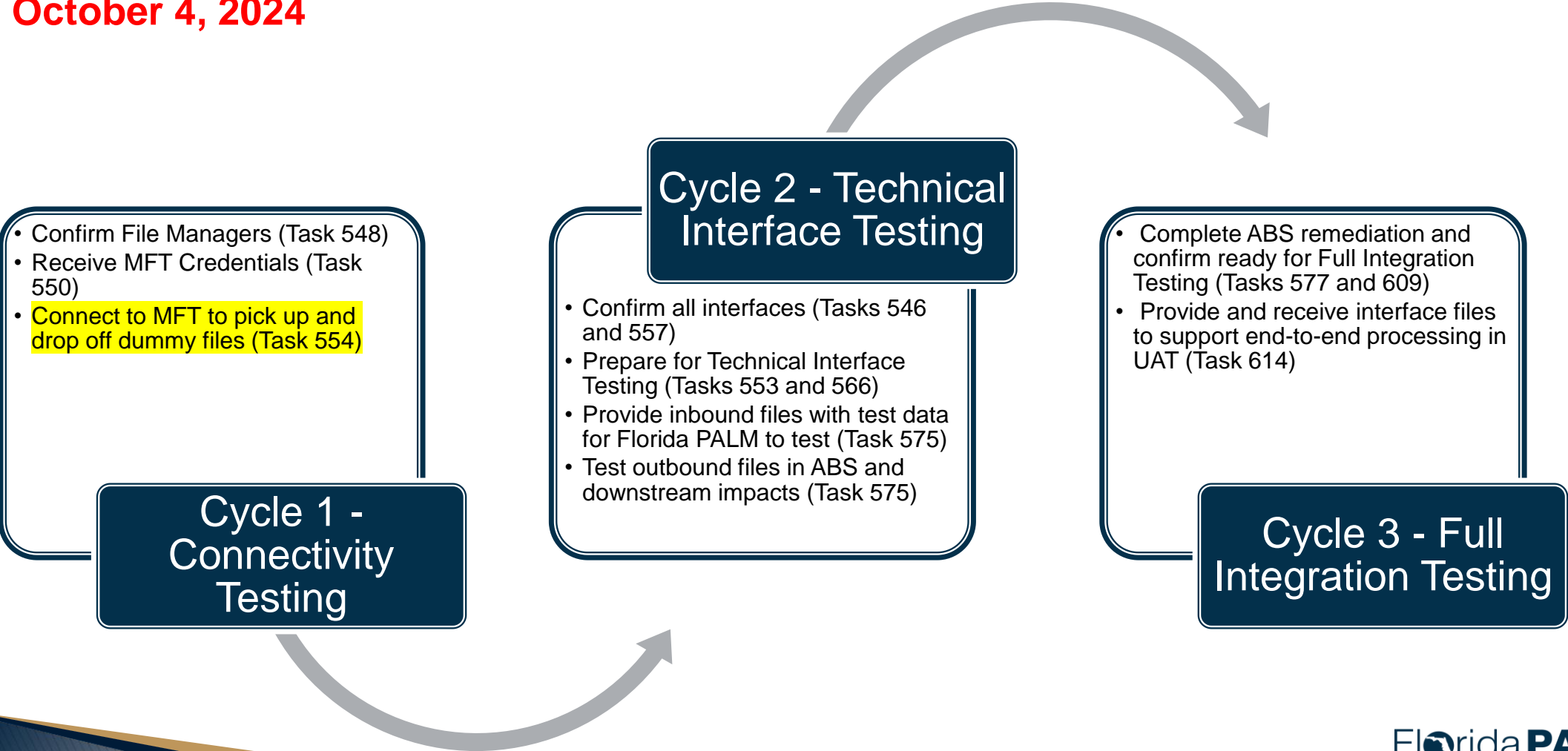
Technical Interface Testing Responsibilities	
Project	<ul style="list-style-type: none"> • Process inbound and outbound interfaces for interfacing partners. • Provide interface error and summary logs to interfacing partners. • Support interfacing partners by: <ul style="list-style-type: none"> ○ providing a mechanism to report interface testing errors. ○ assist with understanding testing errors. ○ provide guidance for interfacing partner-led error resolution. ○ coordinate retesting of updated interface files. • Document and report testing status to interfacing partners.
Agency	<ul style="list-style-type: none"> • Execute any agency-specific testing scenarios. • Validate processing of data received from the Project and testing of data processed by agency business systems.* • Report overall testing progress to determine if the agency is on track to complete testing activities on time. • Resolve testing errors.



Task Spotlight

554 Participate in Connectivity Testing for Cycle 1 Interface Testing

Due October 4, 2024



554 Participate in Connectivity Testing for Cycle 1 Interface Testing

- ▶ Attempt all testing activities by Friday, **September 27**
 - Inbound/Outbound Financials and Payroll test overview:

Inbound	Outbound
1. Download file	1. Login to FL PALM MFT server
2. Login to FL PALM MFT server	2. Navigate to URL
3. Navigate to URL	3. Locate file
4. Upload file	4. Download file
5. Screenshot	5. Attach file
6. Attach screenshot	6. Complete workbook
7. Complete workbook	



554 Participate in Connectivity Testing for Cycle 1 Interface Testing

- ▶ Complete the Connectivity Testing worksheet
 - Supporting Documentation Checkbox
 - Agency File Testing Status
 - Agency Comments (optional)
 - Attach files to appropriate rows
- ▶ Mark task complete by Friday, October 4

Test File Name	Path / URL	Supporting Documentation Attached	Agency File Testing Status	Date of Agency Test Completion	Project Review Status	Project Review Date	Agency Comments
DEMO_EXI001_D_ABS_20240916-145422.txt	/mftfs_primary_pl/mft/ftp_root/non-prod/INT2/Agency Acronym/Financials/Inbound/	<input type="checkbox"/>			File Transmission Succ		
DEMO_EXI001_D_ABS_20240916-145422.txt	/mftfs_primary_pl/mft/ftp_root/non-prod/INT2/Agency Acronym/Payroll/Inbound/	<input type="checkbox"/>			File Transmission Unsu		

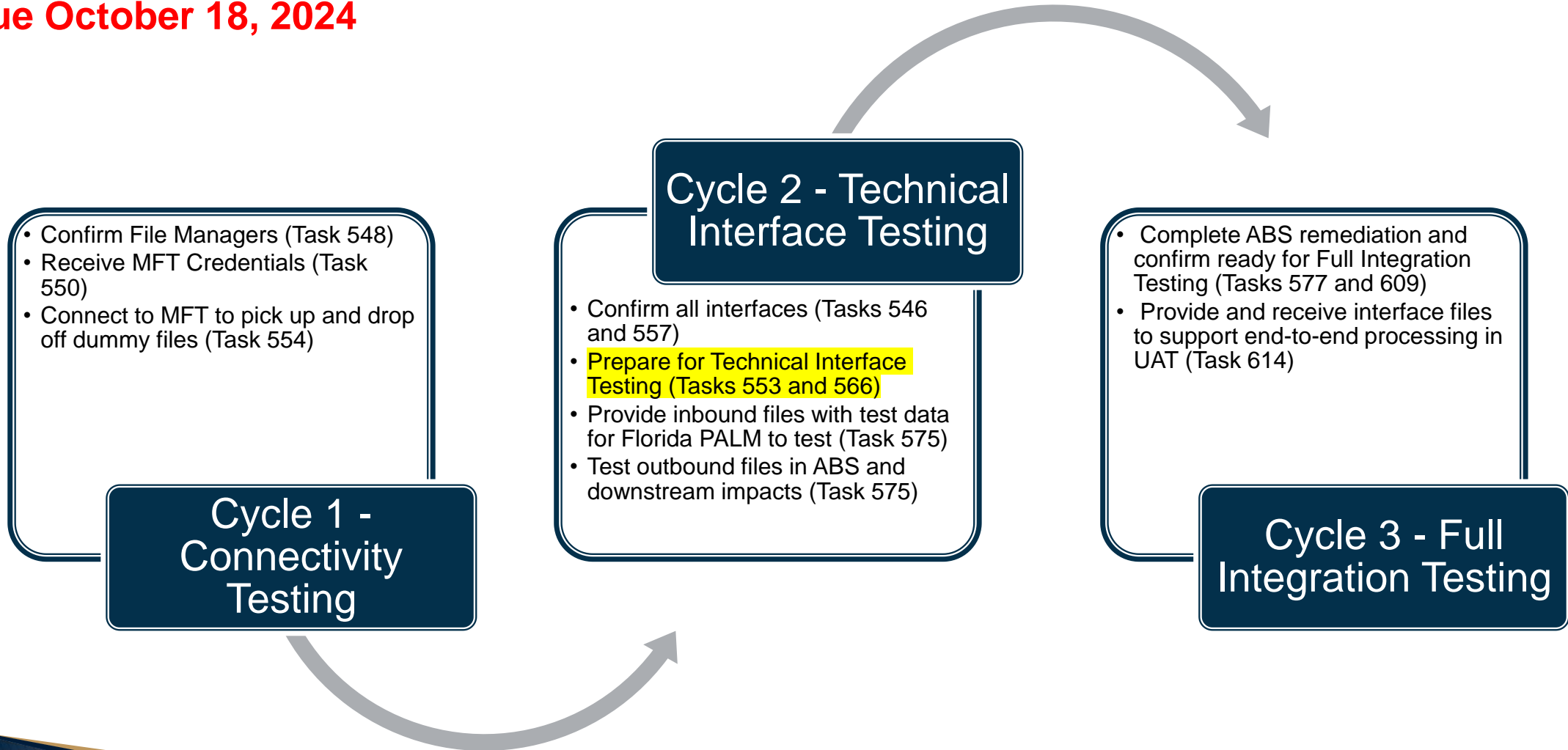
Connectivity Testing worksheet: Located in the Testing folder in Smartsheet



Task Spotlight

553 Prepare for Interface Testing

Due October 18, 2024

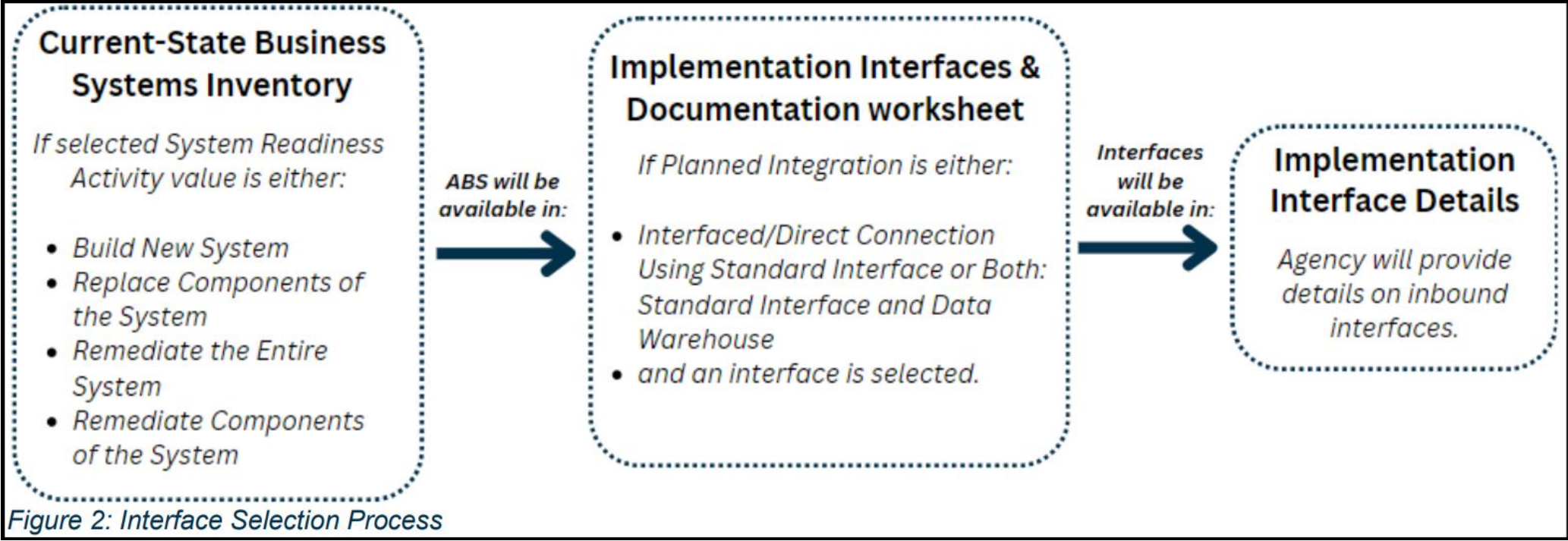


553 Prepare for Interface Testing

- ▶ Review related materials
 - Interface Testing Approach Document
 - Interface Standards for Agencies (Knowledge Center)
 - Interface naming conventions
 - MFT folder structure(s)
 - Interface file archive process
 - Interface log files
 - Error files



553 Prepare for Interface Testing



Inventories > Business System Inventory > [Agency] Current-State Business Systems Inventory

Inventories > Interface Inventory > [Agency] Implementation Interface Details

Inventories > Interface Inventory > [Agency] Implementation Interfaces & Documentation



553 Prepare for Interface Testing

Forms Connections DEMO Interface Test Planning ☆

Grid View Filter | Arial | 10 | B I U | | |

Associated ABS Sending / Receiving File 	Florida PALM Interface 	Interface Description 	Functional Testing Contact(s)	Technical Testing Contact(s)	Other Impacted Agency Business Systems (if any)	Test Cases Identified	Anticipated Readiness Date	Comments

Interface Test Planning worksheet: Located in the Testing folder in Smartsheet

- ▶ Complete Interface Test Planning worksheet
- ▶ Mark task complete by Friday, October 18



A Look Ahead: Releasing Soon

4 Week Look Ahead

September 30

- ✓ 555: Certify Data Readiness in Preparation for Mock Conversion 2
- ✓ 556: Certify Conversion Files in Preparation for Mock Conversions 2

October 7

- ✓ 557: Update Florida PALM Interface Inventory for Data Warehouse
- ✓ 558: Update Agency Business System Documentation

October 14

- ✓ 559: Share Florida PALM Updates



Reminders: Coming Due Soon

4 Week Look Ahead

September 27

- ✓ 531: Remediate Agency Business Systems based on Segment II
- ✓ 541-C: Complete Configuration Workbooks for Segment IV

October 4

- ✓ 554: Participate in Connectivity Testing for Cycle 1 Interface Testing

October 18

- ✓ 542: Complete Data Readiness Analysis and Data Cleansing Activities for Segment IV
- ✓ 543: Identify Change Impacts & Update Agency Business Process Documentation for Segment IV
- ✓ 544: Update Agency Business System Documentation for Segment IV
- ✓ 545-A: Update and Finalize Florida PALM Conversion Inventory for Segment IV
- ✓ 546: Update Florida PALM Interface Inventory for Segment IV
- ✓ 553: Prepare for Interface Testing



Reminders: Upcoming Project-Led Meetings

- Testing Town Hall – November 13
- Agency Sponsor Summit – November 14

Design Meetings

A series of meetings to review business process models and final designs



Questions?



CONTACT INFORMATION

FLORIDAPALM@MYFLORIDACFO.COM

MYFLORIDACFO.COM/FLORIDAPALM

