

# Annual Report Fiscal Year 2003-2004

## By Category

<b>NO CATEGORY</b>	<b>Complaints</b>	<b>Cases Opened</b>	<b>Cases Close</b>	<b>Presented for Prosecution</b>	<b>Arrest</b>	<b>Convictions</b>
NO SUB CATEGORY	286	0	0	0	0	0
<b>NO CATEGORY TOTALS</b>	286	0	0	0	0	0
	4.84%	0.00%	0.00%	0.00%	0.00%	0.00%

<b>ADMINISTRATIVE</b>	<b>Complaints</b>	<b>Cases Opened</b>	<b>Cases Close</b>	<b>Presented for Prosecution</b>	<b>Arrest</b>	<b>Convictions</b>
NO SUB CATEGORY	75	0	0	0	0	0
AGENT	0	1	0	0	0	0
BACKGROUND INVESTIGATION	7	19	21	3	0	0
<b>ADMINISTRATIVE TOTALS</b>	82	20	21	3	0	0
	1.39%	1.24%	1.58%	0.52%	0.00%	0.00%

<b>APPLICATION FRAUD</b>	<b>Complaints</b>	<b>Cases Opened</b>	<b>Cases Close</b>	<b>Presented for Prosecution</b>	<b>Arrest</b>	<b>Convictions</b>
NO SUB CATEGORY	231	0	0	0	0	0
AGENT	1	2	2	0	0	0
BY CLAIMANT	0	4	3	0	0	1
BY EMPLOYEE CLAIMANT	0	1	0	0	0	0
COMMERCIAL	4	4	3	0	1	0
DAMAGE TO VEHICLE	0	1	0	1	0	0
DISABILITY	7	4	5	3	3	1
EMPLOYER POCKETING PREMIUMS	0	1	1	0	0	0
HEALTH	12	8	12	4	1	5
HOMEOWNERS	4	10	8	1	1	0
LIFE	14	4	14	2	1	1
VEHICLE	26	14	12	6	5	4
<b>APPLICATION FRAUD TOTALS</b>	299	53	60	17	12	12
	5.06%	3.28%	4.51%	2.95%	2.09%	3.11%

<b>ARREST</b>	<b>Complaints</b>	<b>Cases Opened</b>	<b>Cases Close</b>	<b>Presented for Prosecution</b>	<b>Arrest</b>	<b>Convictions</b>
NO SUB CATEGORY	0	0	5	1	2	25
<b>ARREST TOTALS</b>	0	0	5	1	2	25
	0.00%	0.00%	0.37%	0.17%	0.35%	6.48%

<b>ARSON FOR PROFIT</b>	<b>Complaints</b>	<b>Cases Opened</b>	<b>Cases Close</b>	<b>Presented for Prosecution</b>	<b>Arrest</b>	<b>Convictions</b>
NO SUB CATEGORY	26	0	0	0	0	0
HOME	5	3	1	1	1	2
VEHICLE	4	7	7	1	1	2
VESSEL	0	1	1	1	1	1
<b>ARSON FOR PROFIT TOTALS</b>	35	11	9	3	3	5
	0.59%	0.68%	0.68%	0.52%	0.52%	1.30%

## Annual Report Fiscal Year 2003-2004 By Category

<b>AVIATION FRAUD</b>	<b>Complaints</b>	<b>Cases Opened</b>	<b>Cases Close</b>	<b>Presented for Prosecution</b>	<b>Arrest</b>	<b>Convictions</b>
NO SUB CATEGORY	1	0	0	0	0	0
FICTITIOUS CLAIM	0	1	1	0	0	0
<b>AVIATION FRAUD TOTALS</b>	1	1	1	0	0	0
	0.02%	0.06%	0.08%	0.00%	0.00%	0.00%

<b>BANKING AND SECURITIES</b>	<b>Complaints</b>	<b>Cases Opened</b>	<b>Cases Close</b>	<b>Presented for Prosecution</b>	<b>Arrest</b>	<b>Convictions</b>
NO SUB CATEGORY	19	0	0	0	0	0
AGENT	0	0	0	1	0	0
BANK FRAUD	1	0	0	0	0	0
HEALTH	0	1	1	0	0	0
MORTGAGE FRAUD	4	5	2	0	1	0
SECURITIES FRAUD	1	1	1	3	1	1
<b>BANKING AND SECURITIES TOTALS</b>	25	7	4	4	2	1
	0.42%	0.43%	0.30%	0.69%	0.35%	0.26%

<b>BONDS</b>	<b>Complaints</b>	<b>Cases Opened</b>	<b>Cases Close</b>	<b>Presented for Prosecution</b>	<b>Arrest</b>	<b>Convictions</b>
NO SUB CATEGORY	0	26	20	12	3	3
<b>BONDS TOTALS</b>	0	26	20	12	3	3
	0.00%	1.61%	1.50%	2.08%	0.52%	0.78%

<b>COMMERCIAL</b>	<b>Complaints</b>	<b>Cases Opened</b>	<b>Cases Close</b>	<b>Presented for Prosecution</b>	<b>Arrest</b>	<b>Convictions</b>
NO SUB CATEGORY	119	1	0	0	0	0
ADJUSTER	0	1	0	2	2	0
AGENT	0	1	0	1	1	0
BY CLAIMANT	1	3	3	0	0	0
COMMERCIAL	0	1	0	0	0	0
FICTITIOUS CERTIFICATE OF INSURANCE	4	4	3	5	5	0
FICTITIOUS CLAIM OR DAMAGE	10	16	18	6	6	4
FICTITIOUS LIABILITY CLAIM	12	7	6	1	1	1
ILLEGAL KICKBACKS	0	1	1	0	0	0
INFLATED CLAIM	6	4	4	1	2	1
<b>COMMERCIAL TOTALS</b>	152	39	35	16	17	6
	2.57%	2.41%	2.63%	2.78%	2.97%	1.55%

<b>CREATED IN ERROR</b>	<b>Complaints</b>	<b>Cases Opened</b>	<b>Cases Close</b>	<b>Presented for Prosecution</b>	<b>Arrest</b>	<b>Convictions</b>
NO SUB CATEGORY	0	10	8	0	0	0
<b>CREATED IN ERROR TOTALS</b>	0	10	8	0	0	0
	0.00%	0.62%	0.60%	0.00%	0.00%	0.00%

# Annual Report Fiscal Year 2003-2004

## By Category

<b>DISABILITY FRAUD</b>	<b>Complaints</b>	<b>Cases Opened</b>	<b>Cases Close</b>	<b>Presented for Prosecution</b>	<b>Arrest</b>	<b>Convictions</b>
NO SUB CATEGORY	73	20	9	4	4	3
<b>DISABILITY FRAUD TOTALS</b>	73	20	9	4	4	3
	1.23%	1.24%	0.68%	0.69%	0.70%	0.78%

<b>FINANCIAL INVESTIGATION</b>	<b>Complaints</b>	<b>Cases Opened</b>	<b>Cases Close</b>	<b>Presented for Prosecution</b>	<b>Arrest</b>	<b>Convictions</b>
NO SUB CATEGORY	0	16	27	16	12	9
<b>FINANCIAL INVESTIGATION TOTALS</b>	0	16	27	16	12	9
	0.00%	0.99%	2.03%	2.78%	2.09%	2.33%

<b>HEALTHCARE</b>	<b>Complaints</b>	<b>Cases Opened</b>	<b>Cases Close</b>	<b>Presented for Prosecution</b>	<b>Arrest</b>	<b>Convictions</b>
NO SUB CATEGORY	601	0	0	0	0	0
BY CLAIMANT	0	1	1	2	0	0
BY EMPLOYEE CLAIMANT	1	0	0	0	0	0
BY PATIENT	31	67	62	19	29	26
BY PROVIDER	113	74	59	19	13	11
DISABILITY	1	4	5	1	1	2
EMPLOYER POCKETING PREMIUMS	0	2	2	3	0	0
FICTITIOUS CLAIM	0	1	1	0	0	0
FICTITIOUS INSURANCE CARD	1	1	2	1	3	1
FICTITIOUS PROVIDER	3	2	1	0	0	0
FINANCE FRAUD	0	0	1	1	0	0
HEALTH	0	1	0	0	0	0
OTHER MEDICAL PROVIDER	3	1	6	0	0	1
PATIENT BROKERING	9	3	1	6	0	0
SERVICES BY UNLICENSED PERSON	4	2	1	2	2	1
<b>HEALTHCARE TOTALS</b>	767	159	142	54	48	42
	12.97%	9.83%	10.68%	9.38%	8.38%	10.88%

<b>HOMEOWNERS</b>	<b>Complaints</b>	<b>Cases Opened</b>	<b>Cases Close</b>	<b>Presented for Prosecution</b>	<b>Arrest</b>	<b>Convictions</b>
NO SUB CATEGORY	200	0	0	0	0	0
BY CLAIMANT	0	1	1	0	0	0
FICTITIOUS CLAIM OR DAMAGE	26	25	31	8	8	11
FICTITIOUS LIABILITY CLAIM	4	2	2	0	0	0
HOMEOWNERS	0	1	0	1	1	0
INFLATED CLAIM	12	19	25	12	6	6
<b>HOMEOWNERS TOTALS</b>	242	48	59	21	15	17
	4.09%	2.97%	4.44%	3.65%	2.62%	4.40%

# Annual Report Fiscal Year 2003-2004

## By Category

<b>LICENSEE FRAUD</b>	<b>Complaints</b>	<b>Cases Opened</b>	<b>Cases Close</b>	<b>Presented for Prosecution</b>	<b>Arrest</b>	<b>Convictions</b>
NO SUB CATEGORY	251	0	0	0	0	0
ADJUSTER	10	12	5	5	5	2
AGENCY	10	9	6	6	5	5
AGENT	63	122	92	48	41	22
AGENT PREMIUM	0	4	2	1	0	0
BAIL BOND AGENT	7	7	5	2	1	3
CARRIER	4	1	0	0	0	0
HEALTH MAINTENANCE ORGANIZATION	1	0	0	0	0	0
INSOLVENCY	1	1	0	0	0	0
TITLE INSURANCE	0	3	2	0	0	0
UNLICENSED AGENT OR ADJUSTER	11	14	10	4	5	2
VIATICAL BROKER	2	1	3	0	0	0
<b>LICENSEE FRAUD TOTALS</b>	360	174	125	66	57	34
	6.09%	10.75%	9.41%	11.46%	9.95%	8.81%

<b>LIFE INSURANCE FRAUD</b>	<b>Complaints</b>	<b>Cases Opened</b>	<b>Cases Close</b>	<b>Presented for Prosecution</b>	<b>Arrest</b>	<b>Convictions</b>
NO SUB CATEGORY	80	0	0	0	0	0
AGENT	0	0	0	0	5	0
BENEFICIARY FORGERY	6	12	9	7	5	4
BY EMPLOYEE CLAIMANT	0	0	1	0	0	0
CREDIT LIFE	1	1	3	2	0	2
MURDER FOR PROFIT	1	1	0	1	0	0
QUESTIONABLE DEATH	5	6	2	0	1	1
VIATICAL PROVIDER	0	0	6	0	0	3
<b>LIFE INSURANCE FRAUD TOTALS</b>	93	20	20	10	11	10
	1.57%	1.24%	1.50%	1.74%	1.92%	2.59%

<b>MARINE FRAUD</b>	<b>Complaints</b>	<b>Cases Opened</b>	<b>Cases Close</b>	<b>Presented for Prosecution</b>	<b>Arrest</b>	<b>Convictions</b>
NO SUB CATEGORY	19	0	0	0	0	0
ACCESSORIES	0	1	1	0	0	0
BY CLAIMANT	0	3	0	1	1	0
FICTITIOUS CLAIM	2	7	6	3	3	3
INFLATED CLAIM	0	0	0	1	0	0
MARINE	0	0	0	0	1	0
<b>MARINE FRAUD TOTALS</b>	21	11	7	5	5	3
	0.36%	0.68%	0.53%	0.87%	0.87%	0.78%

## Annual Report Fiscal Year 2003-2004 By Category

<b>OTHER AGENCY ASSISTANCE</b>	<b>Complaints</b>	<b>Cases Opened</b>	<b>Cases Close</b>	<b>Presented for Prosecution</b>	<b>Arrest</b>	<b>Convictions</b>
NO SUB CATEGORY	40	0	0	0	0	0
AGENT	0	1	0	0	0	0
ASSISTANCE	15	22	13	2	2	1
BACKGROUND INVESTIGATION	0	3	3	0	0	0
GOVERNMENT EMPLOYEE	0	1	0	0	0	0
SERVICES BY UNLICENSED PERSON	0	1	1	0	0	0
<b>OTHER AGENCY ASSISTANCE TOTALS</b>	55	28	17	2	2	1
	0.93%	1.73%	1.28%	0.35%	0.35%	0.26%

<b>PERSONAL INJURY PROTECTION FRAUD</b>	<b>Complaints</b>	<b>Cases Opened</b>	<b>Cases Close</b>	<b>Presented for Prosecution</b>	<b>Arrest</b>	<b>Convictions</b>
NO SUB CATEGORY	488	0	1	0	0	4
BY ATTORNEY	4	2	1	0	0	0
BY CLAIMANT	102	64	54	25	39	28
BY PATIENT	0	1	1	0	0	0
BY PROVIDER	37	44	28	17	33	8
FICTITIOUS INSURANCE CARD	7	44	19	19	12	4
ILLEGAL POSSESSION OF ACCIDENT REPORT	4	7	1	1	1	2
JUMP IN	1	3	4	1	8	4
LOST WAGES	1	5	3	4	5	1
PAPER ACCIDENT	0	4	5	5	22	11
PATIENT BROKERING	0	8	3	1	1	1
SOLICITATION	16	24	11	0	1	0
STAGED ACCIDENT	39	31	12	37	83	19
<b>PERSONAL INJURY PROTECTION FRAUD TOTALS</b>	699	237	143	110	205	82
	11.82%	14.65%	10.76%	19.10%	35.78%	21.24%

<b>RISK MANAGEMENT</b>	<b>Complaints</b>	<b>Cases Opened</b>	<b>Cases Close</b>	<b>Presented for Prosecution</b>	<b>Arrest</b>	<b>Convictions</b>
NO SUB CATEGORY	24	0	0	0	0	0
BY EMPLOYEE CLAIMANT	0	3	3	1	0	1
FICTITIOUS LIABILITY CLAIM	0	4	4	0	0	0
GOVERNMENT EMPLOYEE	3	14	5	3	2	1
<b>RISK MANAGEMENT TOTALS</b>	27	21	12	4	2	2
	0.46%	1.30%	0.90%	0.69%	0.35%	0.52%

## Annual Report Fiscal Year 2003-2004 By Category

<b>TITLE FRAUD</b>	<b>Complaints</b>	<b>Cases Opened</b>	<b>Cases Close</b>	<b>Presented for Prosecution</b>	<b>Arrest</b>	<b>Convictions</b>
NO SUB CATEGORY	24	1	0	1	1	0
FICTITIOUS CLAIM	0	1	1	1	1	0
HOME	2	7	2	9	3	0
PROPERTY	1	0	1	0	0	0
VEHICLE	1	1	2	1	1	0
VESSEL	0	1	0	0	0	0
<b>TITLE FRAUD TOTALS</b>	28	11	6	12	6	0
	0.47%	0.68%	0.45%	2.08%	1.05%	0.00%

<b>UNAUTHORIZED ENTITIES FRAUD</b>	<b>Complaints</b>	<b>Cases Opened</b>	<b>Cases Close</b>	<b>Presented for Prosecution</b>	<b>Arrest</b>	<b>Convictions</b>
NO SUB CATEGORY	58	1	1	0	0	0
AGENT	0	1	1	0	0	0
ASSISTANCE	0	0	1	0	0	0
FICTITIOUS BONDS	2	3	2	0	2	1
FICTITIOUS PROVIDER	0	1	1	0	0	0
HEALTH	10	23	17	1	0	1
MARINE	0	1	0	0	0	0
PROVIDER	0	2	1	0	0	1
SERVICE WARRANTY COMPANY	0	1	1	0	0	0
VEHICLE	3	1	2	0	0	1
VIATICAL PROVIDER	0	1	0	0	0	0
<b>UNAUTHORIZED ENTITIES FRAUD TOTALS</b>	73	35	27	1	2	4
	1.23%	2.16%	2.03%	0.17%	0.35%	1.04%

<b>VEHICLE FRAUD</b>	<b>Complaints</b>	<b>Cases Opened</b>	<b>Cases Close</b>	<b>Presented for Prosecution</b>	<b>Arrest</b>	<b>Convictions</b>
NO SUB CATEGORY	617	1	1	0	0	0
ACCESSORIES	4	12	15	9	9	7
BODY SHOP	10	19	11	20	5	2
BY CLAIMANT	2	3	3	1	0	0
BY PROVIDER	1	0	0	0	0	0
DAMAGE TO VEHICLE	54	28	34	11	11	12
DITCHING	52	51	46	23	16	21
FICTITIOUS CLAIM	0	2	3	1	1	0
FICTITIOUS CLAIM OR DAMAGE	1	2	2	0	0	0
LOST WAGES	0	1	1	1	1	1
STAGED ACCIDENT	0	1	0	6	8	0
VEHICLE	0	1	1	0	0	0
<b>VEHICLE FRAUD TOTALS</b>	741	121	120	72	51	43
	12.53%	7.48%	8.80%	12.50%	8.90%	11.14%

# Annual Report Fiscal Year 2003-2004

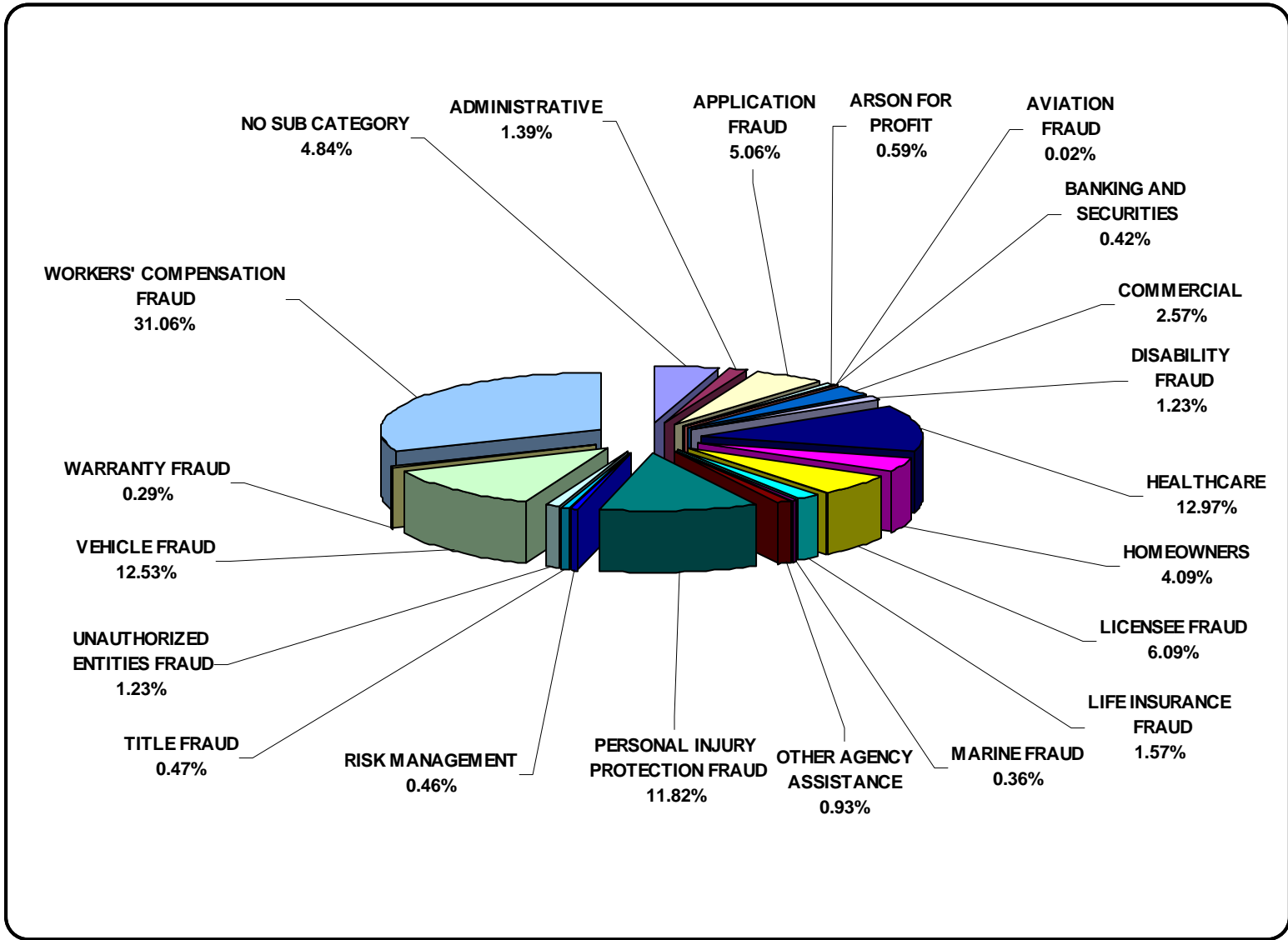
## By Category

<b>WARRANTY FRAUD</b>	<b>Complaints</b>	<b>Cases Opened</b>	<b>Cases Close</b>	<b>Presented for Prosecution</b>	<b>Arrest</b>	<b>Convictions</b>
NO SUB CATEGORY	16	0	0	0	0	0
HOME	0	2	1	0	0	0
VEHICLE	1	6	6	3	3	2
VESSEL	0	0	1	0	0	0
<b>WARRANTY FRAUD TOTALS</b>	17	8	8	3	3	2
	0.29%	0.49%	0.60%	0.52%	0.52%	0.52%

<b>WORKERS' COMPENSATION FRAUD</b>	<b>Complaints</b>	<b>Cases Opened</b>	<b>Cases Close</b>	<b>Presented for Prosecution</b>	<b>Arrest</b>	<b>Convictions</b>
NO SUB CATEGORY	1376	0	0	0	0	0
AGENT	0	1	0	1	1	0
AGENT PREMIUM	4	6	6	4	3	1
BY ATTORNEY	2	0	0	0	0	0
BY CLAIMANT	0	17	14	4	0	0
BY EMPLOYEE CLAIMANT	309	268	223	52	47	37
BY EMPLOYER	37	83	63	16	10	4
BY PROVIDER	10	5	8	1	0	1
CARETAKER / TRUSTEE	0	1	1	0	0	0
DISABILITY	0	0	1	0	0	2
EMPLOYER PREMIUM	16	21	30	5	4	6
FICTITIOUS CERTIFICATE OF EXEMPTION	6	11	9	5	4	3
FICTITIOUS CERTIFICATE OF INSURANCE	34	50	38	21	17	10
FICTITIOUS CLAIM	0	0	1	0	0	0
GOVERNMENT EMPLOYEE	0	1	0	1	1	0
LEASING COMPANY	2	3	3	1	0	0
SERVICES BY UNLICENSED PERSON	0	1	0	0	0	0
WORKING WITHOUT COVERAGE	40	74	51	29	24	18
<b>WORKERS' COMPENSATION FRAUD TOTALS</b>	1836	542	447	140	111	82
	31.06%	33.50%	33.63%	24.31%	19.37%	21.24%

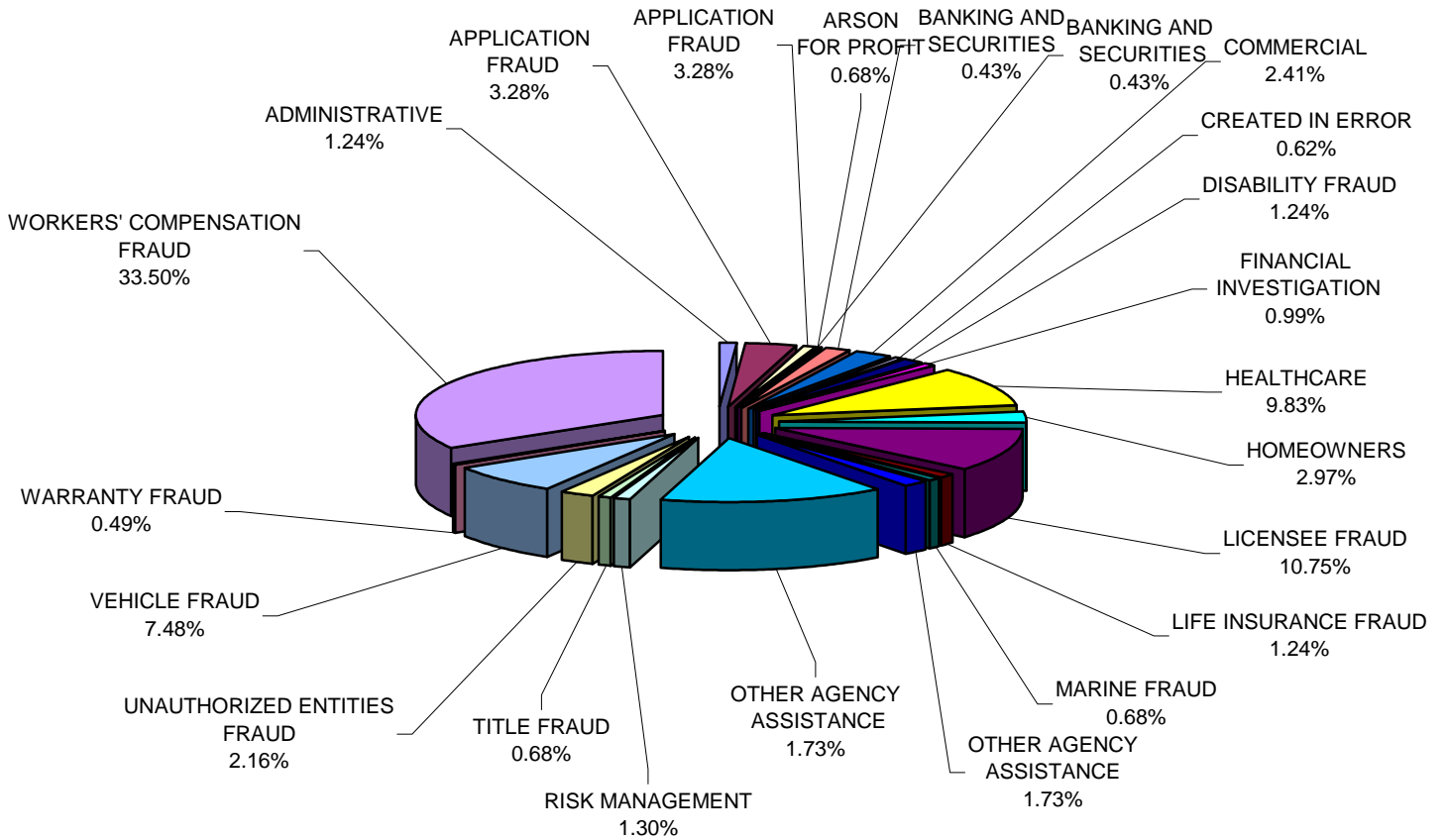
	<b>Complaints</b>	<b>Cases Opened</b>	<b>Cases Close</b>	<b>Presented for Prosecution</b>	<b>Arrest</b>	<b>Convictions</b>
Grand Total	5912	1618	1329	576	573	386
Charts on pages	8	9	10	11	12	13

# Division of Insurance Fraud Investigative Inquiries and Initial Complaints for FY 2003-2004 Total: 5912

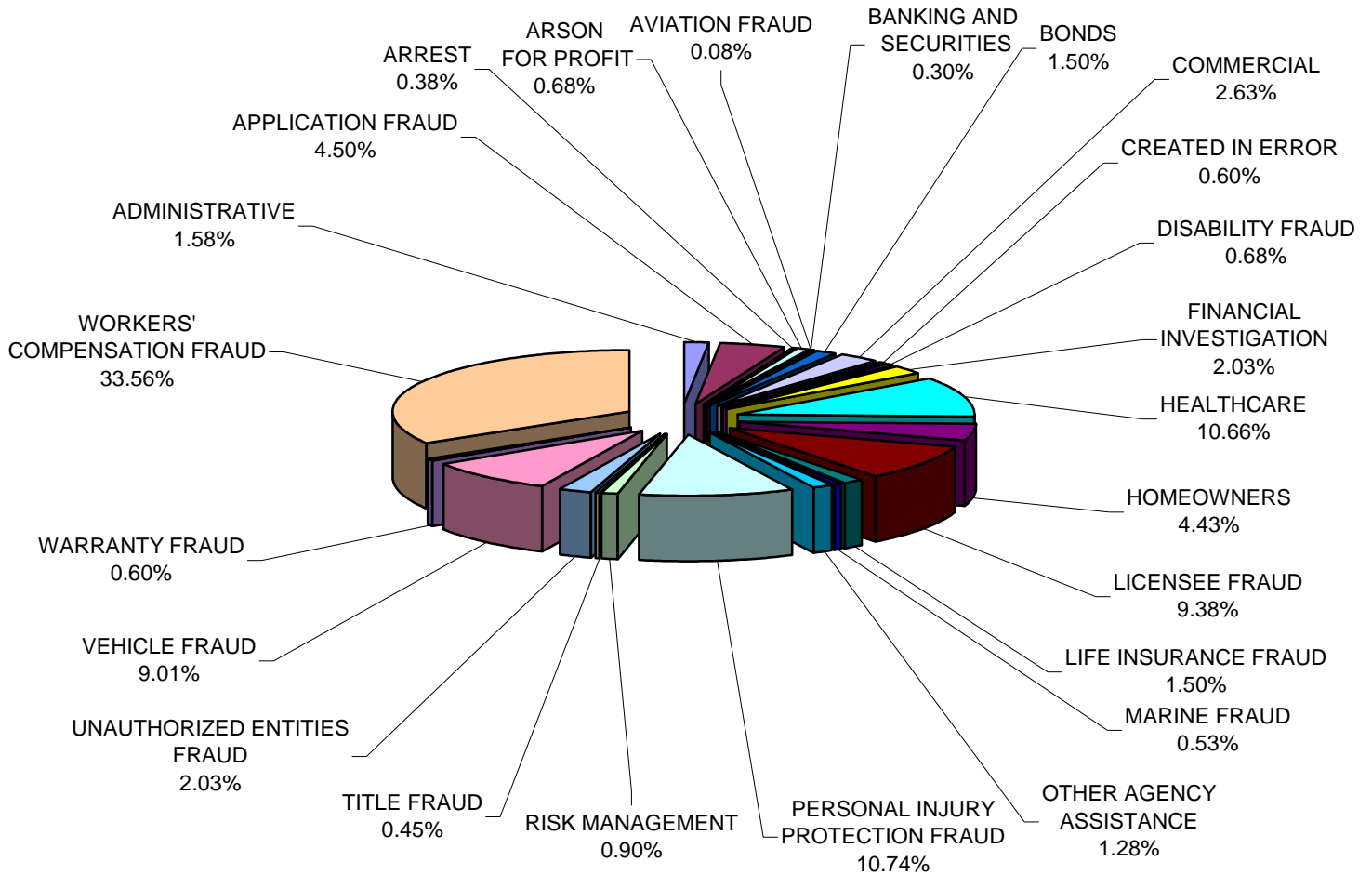




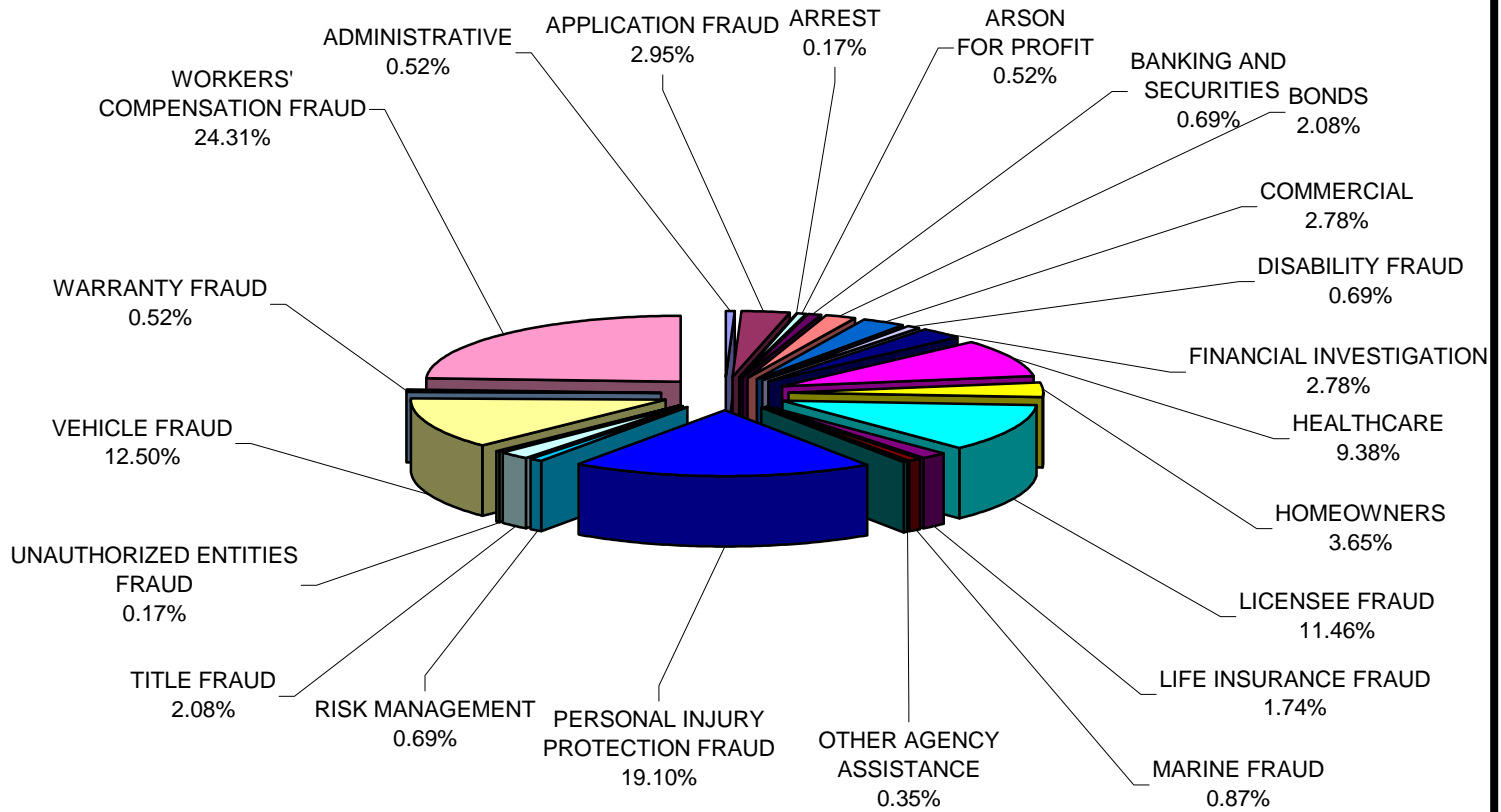
# Division of Insurance Fraud Cases Opened for FY 2003-2004 Total: 1618



# Division of Insurance Fraud Cases Closed for FY 2003-2004 Total: 1329



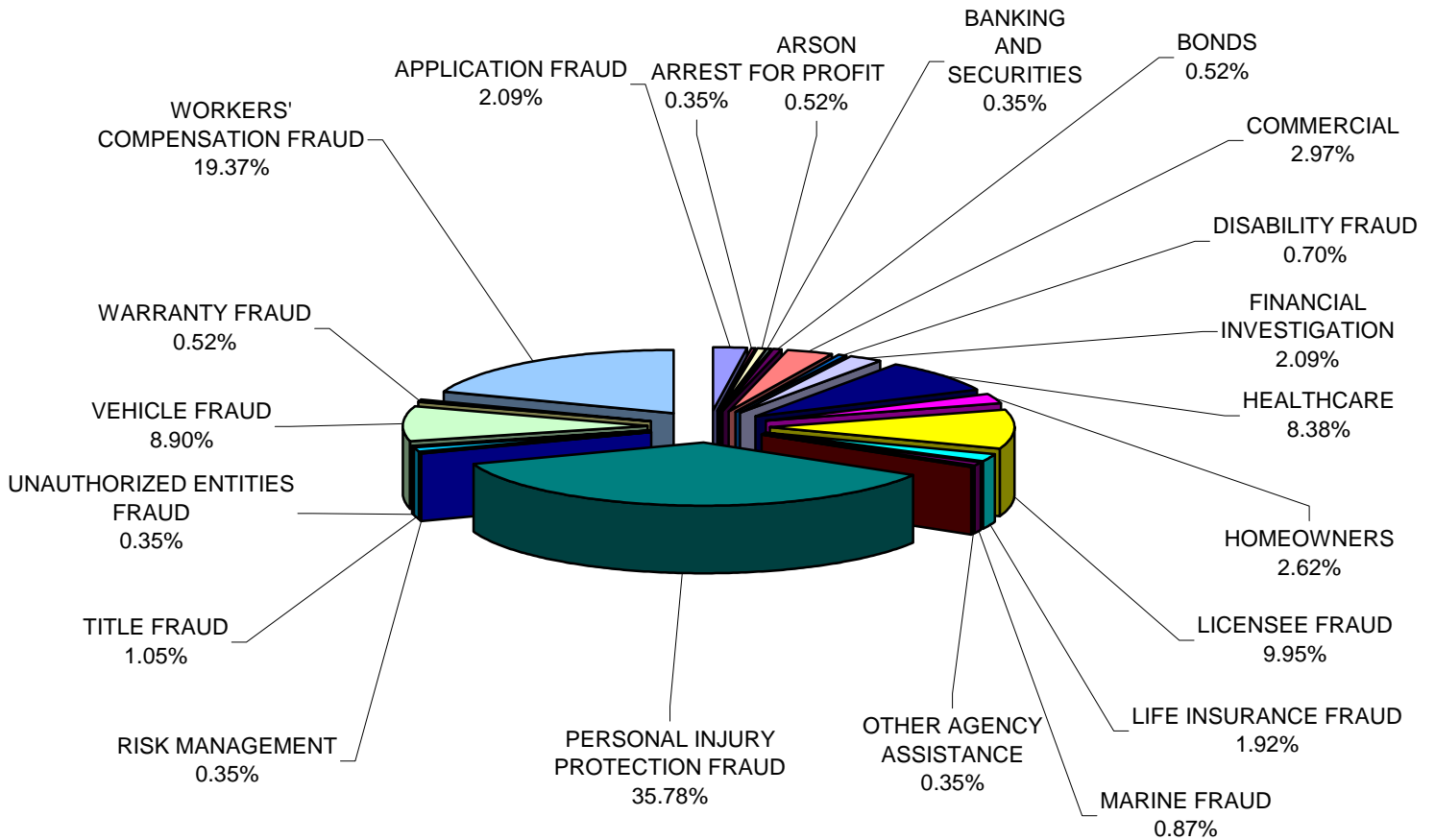
# Division of Insurance Fraud Cases Approved and Presented for Prosecution for FY 2003-2004 Total: 576



# Division of Insurance Fraud

## Arrests for FY 2003-2004

### Total: 573



# Division of Insurance Fraud

## Convictions for FY 2003-2004

### Total: 386

