



Division of Insurance Fraud
Stat Pack FY 2011/2012

Case Type/Case Sub Type	Referrals	Cases Opened	Cases Closed	Presentations	Arrests	Convictions
APPLICATION	974	65	138	29	28	32
COMMERCIAL	5	4	6	0	0	0
CREDIT LIFE	1	0	0	0	0	0
DISABILITY	24	1	4	3	1	0
HEALTH	25	3	7	2	3	4
HOMEOWNER/SINKHOLE	7	4	2	2	0	0
HOMEOWNERS	38	9	11	2	3	3
LIFE	204	3	19	0	2	5
VEHICLE	669	41	89	20	19	20
VESSEL	1	0	0	0	0	0
ARSON FOR PROFIT	120	20	36	4	5	3
HOME	76	18	27	4	5	2
VEHICLE	42	2	9	0	0	1
VESSEL	2	0	0	0	0	0
BANKING AND SECURITIES	590	28	73	23	30	37
BANK FRAUD	4	0	0	0	0	0
FINANCE FRAUD	9	4	4	0	0	0
MORTGAGE FRAUD	575	24	67	23	30	37
SECURITIES FRAUD	2	0	2	0	0	0
BONDS	2	0	1	0	0	0
FICTITIOUS BONDS	2	0	1	0	0	0
COMMERCIAL	451	70	94	31	27	12
FICTITIOUS CERTIFICATE OF INSURANCE	24	16	9	10	6	1
FICTITIOUS CLAIM OR DAMAGE	65	13	17	4	4	3
FICTITIOUS LIABILITY CLAIM	95	7	11	3	3	1
ILLEGAL KICKBACKS	1	0	0	0	0	0



Division of Insurance Fraud
Stat Pack FY 2011/2012

Case Type/Case Sub Type	Referrals	Cases Opened	Cases Closed	Presentations	Arrests	Convictions
INFLATED CLAIM	49	5	10	2	3	2
SLIP & FALL	217	29	47	12	11	5
DISABILITY	180	51	42	26	16	11
FICTITIOUS CLAIM	138	40	27	21	14	8
WORKING WHILE COLLECTING	42	11	15	5	2	3
FINANCIAL	109	35	38	14	10	9
FINANCIAL	109	35	38	14	10	9
HEALTHCARE	426	67	118	73	60	33
BY PATIENT	59	24	28	37	28	19
BY PROVIDER	223	19	48	28	22	7
DENTAL HEALTHCARE FRAUD	68	5	10	0	1	1
DISABILITY	4	4	0	1	1	0
EMPLOYER POCKETING PREMIUMS	16	1	3	1	1	1
FICTITIOUS INSURANCE CARD	1	2	0	0	0	0
FICTITIOUS PROVIDER	4	1	3	0	0	1
MEDICAL DISCOUNT CARDS	4	0	2	0	0	0
OTHER MEDICAL PROVIDER	15	1	6	0	0	1
PATIENT BROKERING	4	2	1	3	3	2
PRESCRIPTION FRAUD	26	8	14	3	4	1
SERVICES BY UNLICENSED PERSON	2	0	3	0	0	0
HOMEOWNERS	663	96	205	41	35	27
FICTITIOUS CLAIM OR DAMAGE	284	54	80	31	26	16
FICTITIOUS LIABILITY CLAIM	16	2	3	4	2	0
FORGERY BY HOMEOWNER	2	0	0	0	0	0
FORGERY BY PUBLIC ADJUSTER	2	2	1	0	0	0
INFLATED CLAIM	312	30	117	6	7	11
SINKHOLE	47	8	4	0	0	0



Division of Insurance Fraud
Stat Pack FY 2011/2012

Case Type/Case Sub Type	Referrals	Cases Opened	Cases Closed	Presentations	Arrests	Convictions
IDENTITY THEFT	37	5	6	2	3	1
BY ENTITY	5	0	0	0	0	0
BY PERSON	32	5	6	2	3	1
INFORMATION	28	0	1	0	0	0
INFORMATION	0	0	1	0	0	0
INFORMATION ONLY	28	0	0	0	0	0
LICENSEE	704	145	331	49	150	55
ADJUSTER	11	8	16	1	1	2
ADJUSTER-BROKEN PIPE	1	0	0	0	0	0
ADJUSTER-BROKEN TILE	2	0	0	0	0	0
ADJUSTER-SINKHOLE	3	0	0	0	0	0
AGENCY	63	6	22	4	3	2
AGENT	231	59	103	27	32	34
ANNUITY	22	6	12	1	3	1
BAIL BOND AGENT	20	9	9	1	3	2
CARRIER	64	1	5	0	0	0
PUBLIC ADJUSTER	153	18	116	4	5	2
PUBLIC ADJUSTER-SINKHOLE	4	1	0	0	0	0
PUBLIC ADJUSTER-BROKEN PIPE	16	0	0	0	0	0
PUBLIC ADJUSTER-BROKEN TILE	7	0	0	0	0	0
PUBLIC ADJUSTER-KITCHEN FIRE	3	0	0	0	0	0
SERVICE WARRANTY COMPANY	5	1	2	0	0	0
THIRD PARTY ADMINISTRATOR	1	1	1	0	0	0
TITLE INSURANCE	14	5	11	4	2	1
UNLICENSED AGENT OR ADJUSTER	79	26	33	7	9	6
UNLICENSED CONTRACTOR	3	3	0	0	92	5
VIATICAL BROKER	1	1	1	0	0	0
VIATICAL PROVIDER	1	0	0	0	0	0
LIFE INSURANCE	37	12	18	3	1	1



Division of Insurance Fraud
Stat Pack FY 2011/2012

Case Type/Case Sub Type	Referrals	Cases Opened	Cases Closed	Presentations	Arrests	Convictions
BENEFICIARY FORGERY	33	11	15	3	1	1
CREDIT LIFE	2	0	0	0	0	0
MURDER FOR PROFIT	1	0	1	0	0	0
QUESTIONABLE DEATH	1	1	2	0	0	0
MARINE FRAUD	23	7	13	3	5	3
FICTITIOUS CLAIM	12	5	8	3	5	3
INFLATED CLAIM	11	2	5	0	0	0
MY SAFE FLORIDA HOME	3	0	1	1	0	0
CONTRACTOR	0	0	1	1	0	0
GRANT APPLICATION	2	0	0	0	0	0
HOME INSPECTOR	1	0	0	0	0	0
NON-INSURANCE FRAUD RELATED	25	1	2	0	0	0
INTRA-AGENCY RESPONSE LETTER	4	0	0	0	0	0
NO ACTION	20	1	2	0	0	0
OUTSIDE AGENCY – RESPONSE LETTER	1	0	0	0	0	0
OTHER AGENCY ASSISTANCE	32	32	39	12	40	17
ASSISTANCE	32	32	39	12	40	17
PIP	7748	537	1159	526	496	355
BY ATTORNEY	46	4	8	5	4	1
BY CLAIMANT	2692	91	254	45	46	42
BY PROVIDER	2636	151	322	116	111	53
FICTITIOUS INSURANCE CARD	257	81	77	46	33	21
ILLEGAL POSSESSION OF ACCIDENT REPORT	0	0	0	0	0	1
JUMP IN	187	38	72	29	27	15
LOST WAGES	24	7	9	1	2	2
PAPER ACCIDENT	62	8	10	10	9	8
PATIENT BROKERING	35	24	25	19	22	7



Division of Insurance Fraud
Stat Pack FY 2011/2012

Case Type/Case Sub Type	Referrals	Cases Opened	Cases Closed	Presentations	Arrests	Convictions
SOLICITATION	174	22	42	12	5	8
STAGED ACCIDENT	1412	101	328	222	212	189
UNLICENSED ACTIVITY	223	10	12	21	25	8
TITLE	11	4	9	7	5	6
AGENCY	1	0	0	0	0	0
HOME	5	2	7	7	5	6
PROPERTY	1	0	0	0	0	0
VEHICLE	4	2	2	0	0	0
UNAUTHORIZED ENTITIES	45	7	22	4	2	3
FICTITIOUS BONDS	3	1	1	0	0	0
HEALTH	17	4	14	3	1	3
LIFE AND ANNUITIES	3	1	3	0	0	0
PROPERTY/CASUALTY	7	1	1	0	0	0
PROVIDER	4	0	1	0	0	0
VEHICLE	11	0	2	1	1	0
VEHICLE	1167	106	186	42	41	32
ACCESSORIES	124	12	14	4	2	2
BODY SHOP	94	10	19	2	3	1
DAMAGE TO VEHICLE	414	37	60	18	16	12
DITCHING	534	47	89	18	20	17
FAILURE TO RETURN (THEFT)	1	0	4	0	0	0
WARRANTY	14	0	2	0	0	0
CELL PHONE	1	0	0	0	0	0
HOME	6	0	0	0	0	0
VEHICLE	7	0	2	0	0	0
WC FRAUD	1388	531	629	352	274	208
AGENT PREMIUM	4	2	1	2	2	0



Division of Insurance Fraud
Stat Pack FY 2011/2012

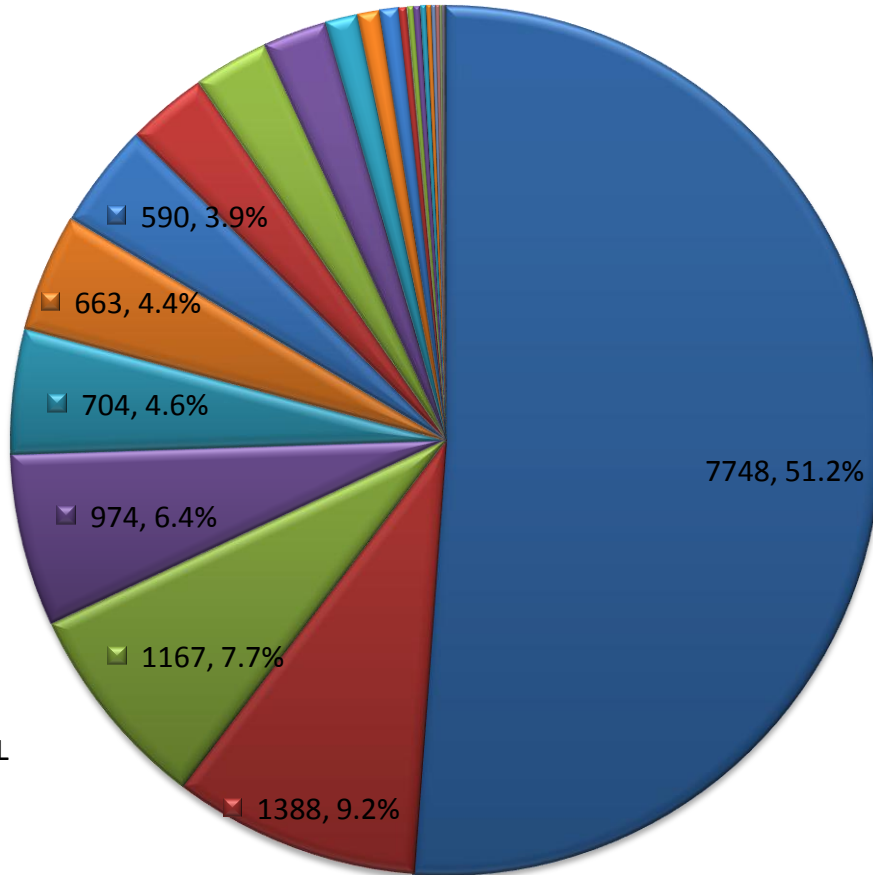
Case Type/Case Sub Type	Referrals	Cases Opened	Cases Closed	Presentations	Arrests	Convictions
BY ATTORNEY	5	2	1	0	0	0
BY EMPLOYEE CLAIMANT	572	170	236	106	78	73
BY EMPLOYER	118	26	27	17	16	11
BY PROVIDER	15	0	1	0	0	0
EMPLOYEE PAYROLL DEDUCTION	3	2	4	0	0	0
EMPLOYER PREMIUM	80	42	41	4	4	3
FICTITIOUS CERTIFICATE OF EXEMPTION	5	4	4	1	2	2
FICTITIOUS CERTIFICATE OF INSURANCE	28	16	23	8	9	8
ID THEFT OF NUMBER OR NAME	203	123	148	107	59	47
LEASING COMPANY	2	0	0	0	0	0
VIOLATION OF STOP WORK ORDER	117	57	52	26	22	22
WORKING WITHOUT COVERAGE	236	87	91	81	82	42



Division of Insurance Fraud
Stat Pack FY 2011/2012

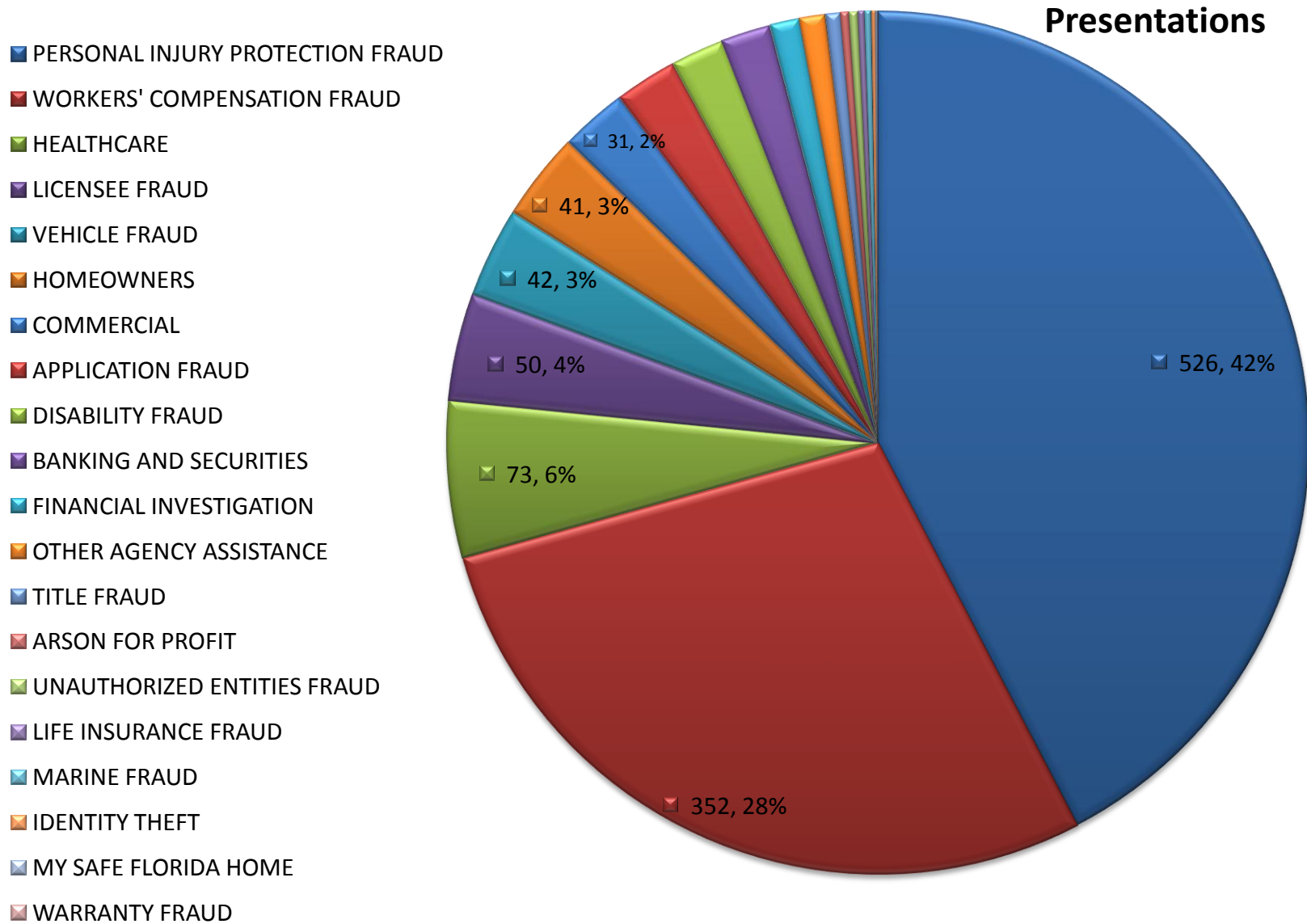
Suspected Fraud Referrals

- PERSONAL INJURY PROTECTION FRAUD
- WORKERS' COMPENSATION FRAUD
- VEHICLE FRAUD
- APPLICATION FRAUD
- LICENSEE FRAUD
- HOMEOWNERS
- BANKING AND SECURITIES
- COMMERCIAL
- HEALTHCARE
- DUPLICATE ENTRIES
- DISABILITY FRAUD
- ARSON FOR PROFIT
- FINANCIAL INVESTIGATION
- UNAUTHORIZED ENTITIES FRAUD
- IDENTITY THEFT
- LIFE INSURANCE FRAUD
- OTHER AGENCY ASSISTANCE
- INFORMATION ONLY
- NON-INSURANCE FRAUD RELATED REFERRAL
- MARINE FRAUD
- WARRANTY FRAUD
- TITLE FRAUD
- MY SAFE FLORIDA HOME
- BONDS





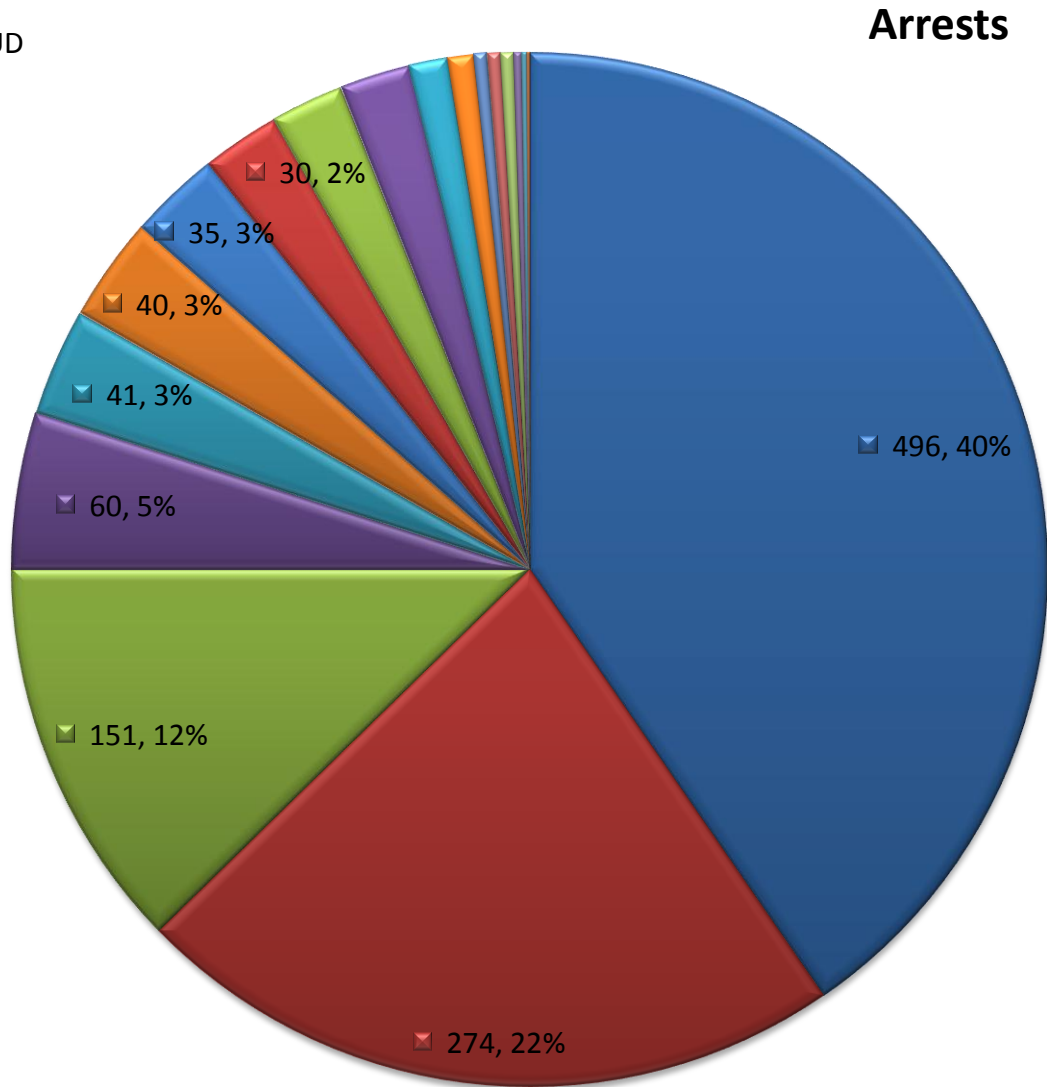
Division of Insurance Fraud Stat Pack FY 2011/2012





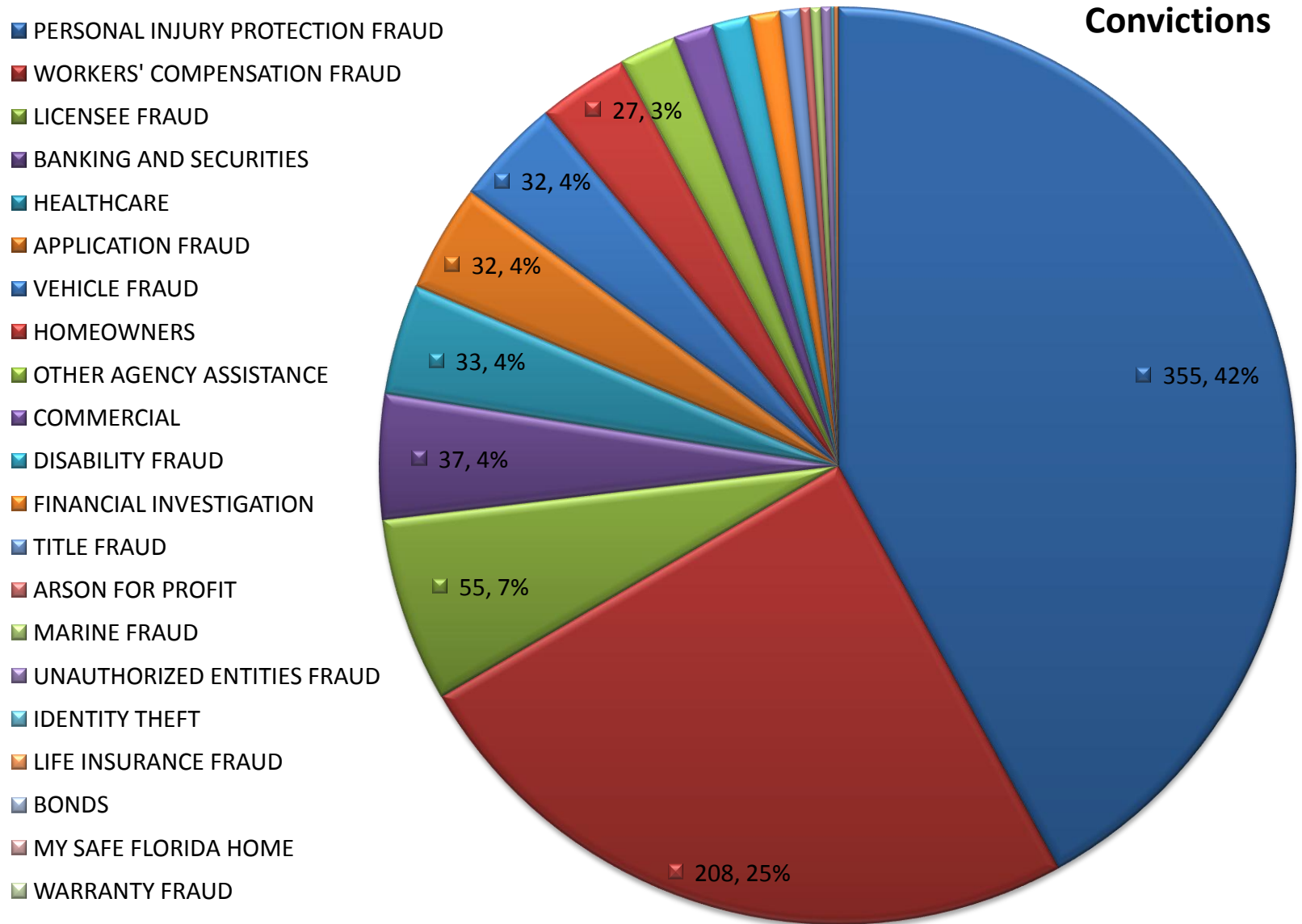
Division of Insurance Fraud Stat Pack FY 2011/2012

- PERSONAL INJURY PROTECTION FRAUD
- WORKERS' COMPENSATION FRAUD
- LICENSEE FRAUD
- HEALTHCARE
- VEHICLE FRAUD
- OTHER AGENCY ASSISTANCE
- HOMEOWNERS
- BANKING AND SECURITIES
- APPLICATION FRAUD
- COMMERCIAL
- DISABILITY FRAUD
- FINANCIAL INVESTIGATION
- ARSON FOR PROFIT
- MARINE FRAUD
- TITLE FRAUD
- IDENTITY THEFT
- UNAUTHORIZED ENTITIES FRAUD
- LIFE INSURANCE FRAUD
- BONDS
- MY SAFE FLORIDA HOME
- WARRANTY FRAUD





Division of Insurance Fraud Stat Pack FY 2011/2012





Division of Insurance Fraud
Stat Pack FY 2011/2012

Fiscal Year 2011/2012 Statistics

15,141 Suspected Fraud Referrals

1,228 Arrests

1,242 Cases Presented for Prosecution

845 Convictions

\$47,067,306.33 in Restitution Requested