



DEDICATED PROSECUTOR STATISTICAL DATA REPORT

FISCAL YEAR 2019/2020

as required by section 626.9896,
Florida Statutes



DEDICATED PROSECUTOR STATISTICAL DATA REPORT

Table of Contents

A Message from the Director.....	2
About the Dedicated Prosecutor Program	3
The Statute Governing the Dedicated Prosecutor Program.....	4
Funding	5
About This Report.....	6
DIFS Cases Presented for Prosecution to All Florida Circuits.....	7
Circuit Overviews	10
Restitution Amounts Requested and Ordered.....	16
Successful Prosecutions	19
Required Statistical Date by Quarter	21
Quarterly Snapshots of Cases.....	27

A Message from the Director

On behalf of the dedicated staff of the Florida Department of Financial Services Division of Investigative and Forensic Services (DIFS), I am pleased to present the Fiscal Year 2019-2020 Dedicated Prosecutor Statistical Data Report. The report is a compilation of the statistical data maintained by DIFS on the work performed by its investigators and administrative staff, in combination with the quarterly statistics provided by the prosecutors, paralegals and investigators working insurance and workers compensation fraud cases in the seven circuits participating in the Dedicated Insurance Fraud Prosecutor program. The professionals who investigate and prosecute these cases day in and day out are committed to rooting out fraud and holding those responsible for it accountable.

Fiscal Year 2019-2020 brought unique challenges to this mission, particularly in the third and fourth quarters of the year. On March 9, 2020, Governor Ron DeSantis declared a state of emergency in Florida due to the Novel Coronavirus Disease 2019 (COVID-19) as Florida and United States citizens became victims of a worldwide pandemic. The seriousness of this public health risk resulted in the slowing down or temporary cessation of many government operations. On March 13, 2020, the Florida Supreme Court issued an order suspending criminal and civil jury trials. Soon after, on March 18, 2020, Chief Financial Officer Jimmy Patronis closed the Department of Financial Services Offices and employees transitioned to working from home.

During this time, DIFS investigators and staff continued to work, but in-person meetings and interviews of suspects and witnesses had to be suspended temporarily to ensure the safety of the law enforcement employees. Likewise, State Attorney's Offices also closed their offices to varying degrees and transitioned many employees to working from home, seriously impeding the ability for investigators and prosecutors to meet and move criminal cases forward. While court hearings and depositions have been conducted virtually on a regular basis, criminal jury trials, which must be conducted in person, have not resumed except in a few isolated incidents, resulting in an unprecedented backlog of criminal case processing.

Despite the challenge of this unique time, the dedicated men and women of DIFS and those prosecutors in the Dedicated Insurance Fraud Prosecutor program throughout the state have and will continue to press forward and advance the mission of eliminating insurance fraud on behalf of citizens of this state. We thank you for your attention to this report.

Sincerely,

A handwritten signature in blue ink that reads "S. Blank". The signature is stylized and cursive.

Simon Blank
Director

About the Dedicated Prosecutor Program

As the law enforcement arm of the Florida Department of Financial Services, the Division of Investigative and Forensic Services (DIFS) is tasked with investigating a wide range of fraudulent and criminal acts, including insurance fraud, workers' compensation fraud, misuse of state funds, and arson. Since prosecuting these crimes requires specialized training and expertise, the Legislature has established the Dedicated Prosecutor Program, which funds the salaries of prosecutors, paralegals, and investigators dedicated solely to prosecuting fraud and related cases within various State Attorney Offices.

The Dedicated Prosecutor Program funds positions in seven of Florida's twenty Judicial Circuits which include the metropolitan areas of Jacksonville, Orlando, Miami, Tampa, West Palm Beach, Ft. Lauderdale, and Ft. Myers. The program funds a total of 29 positions; 16 dedicated prosecutors and 13 paralegals or investigators. In total, the Legislature allocated \$2,515,786 for funded positions in the Dedicated Prosecutor Program in fiscal year 2019-2020.

Pursuant to section 626.9896, Florida Statutes, each dedicated prosecutor is required to provide the Department with quarterly data, including the number of cases filed, cases closed since the last quarterly report, cases pending filing, cases currently in diversion or pretrial intervention (PTI), and cases in which the Assistant State Attorney (ASA) provided investigative assistance.

Dedicated prosecutors reported 591 successful prosecutions during fiscal year 2019-2020, including 294 successful prosecutions of DIFS' cases. As this report shows, this valued partnership between DIFS and the various participating State Attorneys' Offices has been successful in dismantling numerous fraud schemes and criminal enterprises, fighting financial fraud, reducing government abuse and waste, and holding accountable those who commit fraud and take advantage of Florida's citizens and businesses.

The Statute Governing the Dedicated Prosecutor Program

626.9896, Florida Statutes
Dedicated insurance fraud prosecutors.

(1) The department shall collect data from each state attorney office that receives an appropriation to fund attorneys and paralegals dedicated solely to the prosecution of insurance fraud cases and report on the use of such funds. The data must be submitted by the state attorneys to the Division of Investigative and Forensic Services on the last day of each calendar quarter beginning September 30, 2017, and quarterly thereafter. Data must be submitted for each attorney funded by the appropriation and grouped by case type, including Division of Investigative and Forensic Services insurance fraud cases, other insurance fraud cases, and cases not involving insurance fraud. For each type of case, the data must include the number of cases in which an information has been filed; the number of cases pending at pretrial or intake; the number of cases in which the attorney is assisting in the investigation; the number of cases closed or disposed of during the prior quarter; the disposition of the cases closed during the prior quarter; and the number of cases currently pending in a pretrial diversion program.

(2) The Division of Investigative and Forensic Services must report the data collected pursuant to subsection (1) for the year ending June 30, to the Executive Office of the Governor, the Speaker of the House of Representatives, and the President of the Senate by September 1, 2018, and annually thereafter.

Funding

For fiscal year 2019-2020, the Legislature appropriated a total of \$2,515,786 to fund positions in the Dedicated Prosecutor Program. The appropriation designated \$1,911,682 to prosecuting general insurance fraud cases and \$604,104 to prosecuting workers' compensation fraud cases. The appropriated funds were allocated to the seven State Attorneys' Offices listed below. The General Appropriations Act provided for the following distribution:*

Judicial Circuit	Metropolitan Location	Number of Funded Prosecutors	Number of Funded Paralegals and Investigators	Total Number of Funded Positions
4th	Jacksonville	2	1	3
9th	Orlando	2	3	5
11th	Miami	5	2	7
13th	Tampa	2	2	4
15th	West Palm Beach	2	2	4
17th	Ft. Lauderdale	2	2	4
20th	Ft. Myers	1	1	2
TOTALS		16	13	29

* Some circuits have prosecutors and staff dedicated to insurance fraud prosecution in addition to those anticipated by legislative appropriation.

About This Report

This report is a compilation of the mandatorily reported data received from dedicated prosecutors each quarter and statistical data extracted by DIFS from its own case records. Data maintained by DIFS includes statistics for all circuits, not just those with dedicated prosecutors. The inclusion of both data types allows for some statistical comparisons between circuits with and without dedicated prosecutors in addition to statistical comparisons between circuits with dedicated positions. All graphs and charts indicate the source of their information; DIFS or the dedicated prosecutors.

A review of the information included in this report allows the reader to see where DIFS' insurance fraud cases are being presented and successfully prosecuted. Comparisons between dedicated circuits reveal where dedicated positions are most focused on insurance fraud prosecutions as compared to other crime types.

Lastly, the definition section below is provided to assist the reader in understanding terms used throughout the report.

Definitions and Descriptions:

- **Case:** An individual charged with a crime or crimes; each defendant in a multi-defendant case is considered a separate "case"
- **Declination Report:** A report that a prosecutor submits when she or he declines a presentation for prosecution
- **LEA:** Law Enforcement Agency
- **PIP:** Personal Injury Protection
- **Presentation:** The act of a law enforcement officer providing information to a prosecutor so that the prosecutor may consider the case for prosecution
- **Successful Prosecution:** The case has been resolved by conviction, plea agreement, or successful diversion or Pre Trial Intervention (PTI).
- **WC:** Workers' Compensation

DIFS Cases Presented for Prosecution in All Florida Circuits

The Division of Investigative and Forensic Services (DIFS) is charged with investigating a variety of criminal acts in the State of Florida. Within the Division, the Bureau of Workers' Compensation Fraud and the Bureau of Insurance Fraud are primarily responsible for insurance related fraud investigations.

Agents in the Bureau of Workers' Compensation Fraud investigate violations of Florida's Workers' Compensation laws including unlicensed contractors, false or exaggerated injury claims, presenting improper identification to obtain work and a variety of premium fraud schemes. These cases are often worked in concert with other state and local law enforcement agencies on special operations.

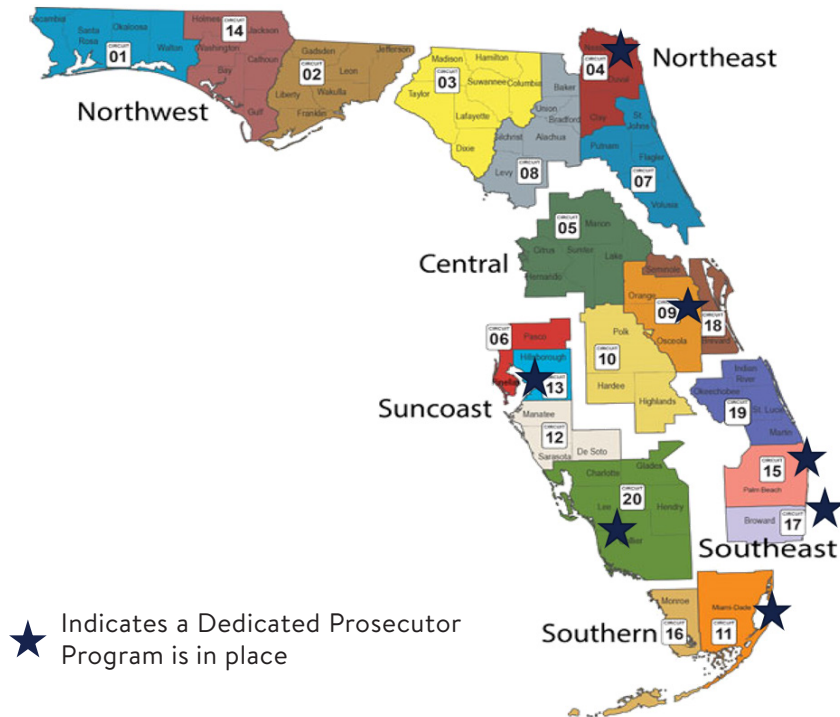
The Bureau of Insurance Fraud investigates alleged acts of insurance fraud that are not categorized under workers' compensation including licensee, healthcare, application, vehicle, homeowners, commercial, disability, and life insurance fraud. Within these categories are organized schemes to defraud the public and insurers, insolvency of insurance companies due to internal fraud, criminal activity by unauthorized entities illegally doing business in Florida, and viatical related fraud.

Statewide, DIFS presented 569 cases, to prosecutors in Fiscal Year 2019-2020. Of those, 54% of the cases were presented to circuits with dedicated prosecutors. These presentations represent \$27,602,900.18 in restitution requested on behalf of victims. By close of the fiscal year, 153 cases (approximately 27%) were in closed status with a final disposition and 416 cases (approximately 73%) were in open status awaiting a final disposition.

Fiscal Year 2019-2020 saw Florida's Circuit Courts order a total of \$8,435,613.34 in restitution to be paid by defendants to compensate victims for their losses. Additionally, the United States District Court for the Southern District of Florida ordered \$34,525,166.39 in restitution on federal task force cases in which DIFS was an active participant.

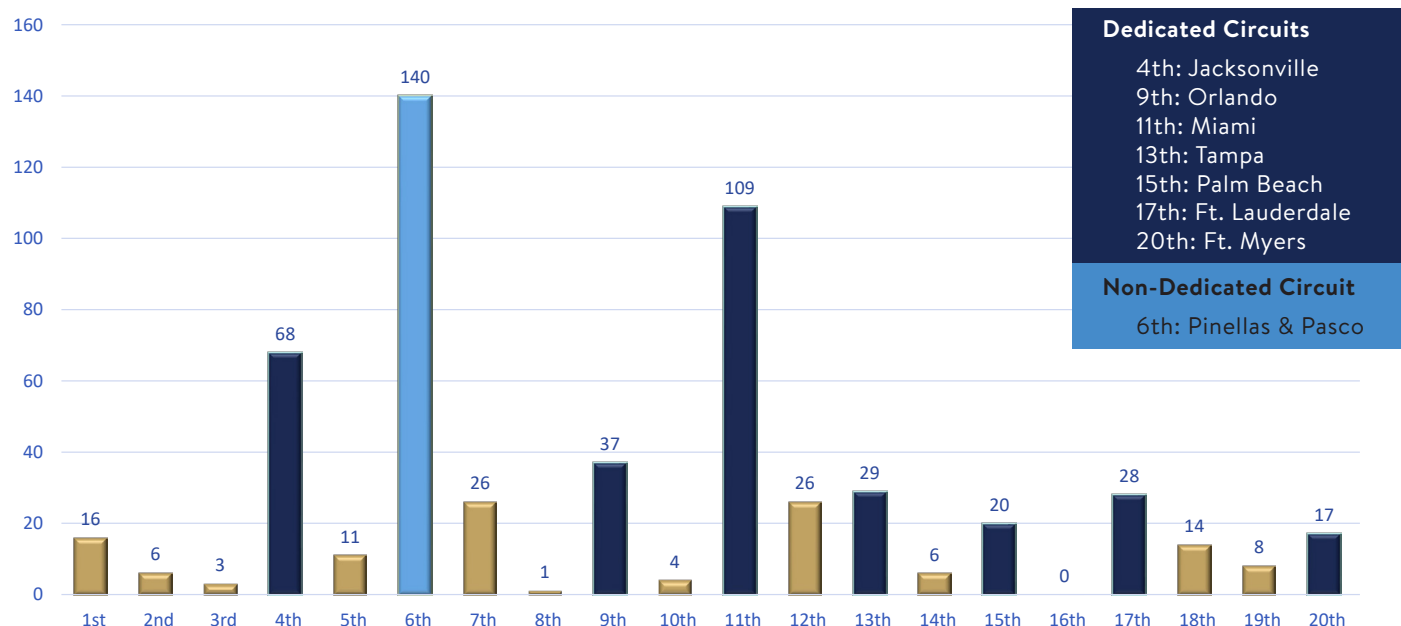
Dedicated Circuits

- 4th:** Jacksonville
- 9th:** Orlando
- 11th:** Miami
- 13th:** Tampa
- 15th:** Palm Beach
- 17th:** Ft. Lauderdale
- 20th:** Ft. Myers



The following four graphs and table display the total number of case presentations per individual circuit, a breakdown of those cases by type and circuit, the number of presented cases in which prosecutors declined to file charges and the number of successful prosecutions of DIFS cases in all circuits. The data for these four graphs and table was obtained from DIFS records.

Total Case Presentations By DIFS to All Circuits (569)



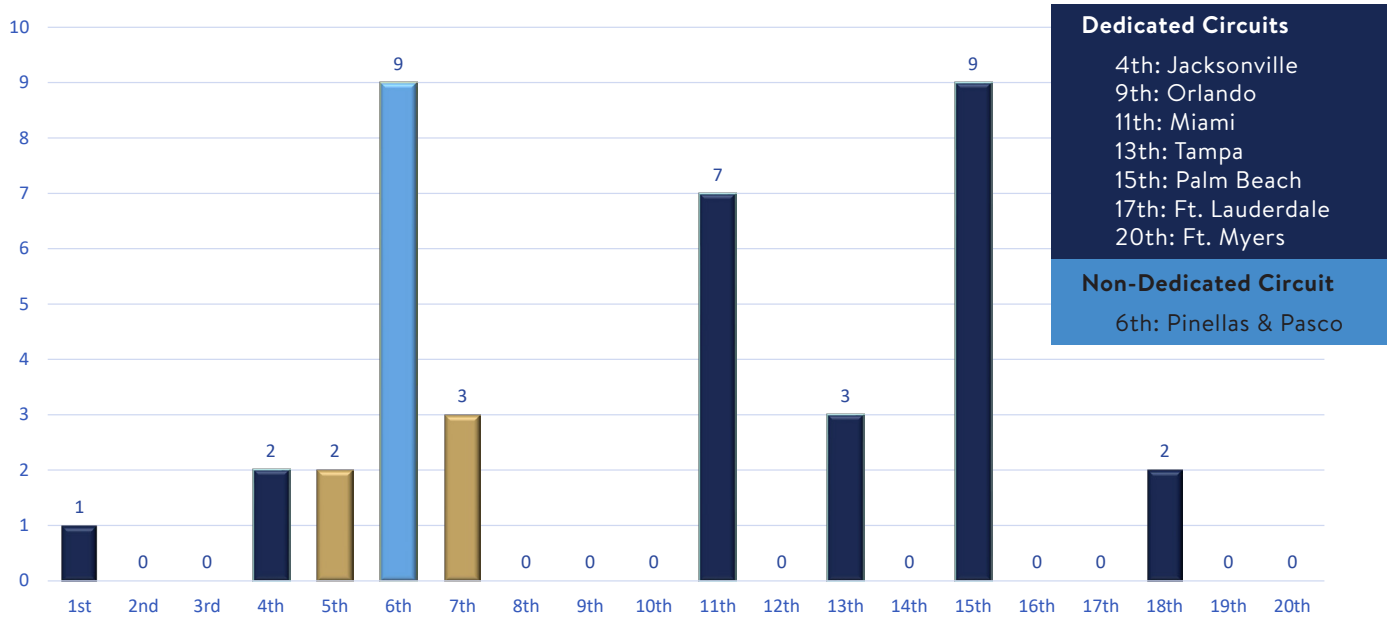
Source: DIFS Data

DIFS Presentations Sorted by Case Type and Circuit

Circuit	WC	PIP	Application	Vehicle	Health-care	Home-owners	Licensee	Other	GrandTotal	%
1st	11	0	1	2	1	0	0	1	16	2.8%
2nd	3	0	2	0	1	0	0	0	6	1.1%
3rd	2	0	1	0	0	0	0	0	3	0.5%
4th (Jacksonville)	34	1	4	6	0	3	16	4	68	11.9%
5th	4	0	3	0	0	2	1	1	11	1.9%
6th (Pinellas & Pasco)	122	1	3	5	0	0	0	9	140	24.6%
7th	9	2	3	2	2	6	0	2	26	4.5%
8th	0	0	0	0	1	0	0	0	1	0.2%
9th (Orlando)	11	8	4	6	1	2	2	3	37	6.5%
10th	3	0	0	1	0	0	0	0	4	0.7%
11th (Miami)	40	39	0	3	15	1	8	3	109	19.2%
12th	24	1	0	1	0	0	0	0	26	4.6%
13th (Tampa)	6	7	1	8	4	1	1	1	29	5.1%
14th	2	0	2	1	0	1	0	0	6	1.1%
15th (Palm Beach)	12	4	2	0	1	0	0	1	20	3.5%
16th	0	0	0	0	0	0	0	0	0	0%
17th (Ft. Lauderdale)	7	4	6	1	0	3	3	4	28	4.9%
18th	2	3	2	3	1	0	1	2	14	2.5%
19th	8	0	0	0	0	0	0	0	8	1.4%
20th (Ft. Myers)	5	3	3	1	0	2	2	1	17	3%
Grand total	305	73	37	40	27	21	34	32	569	100%

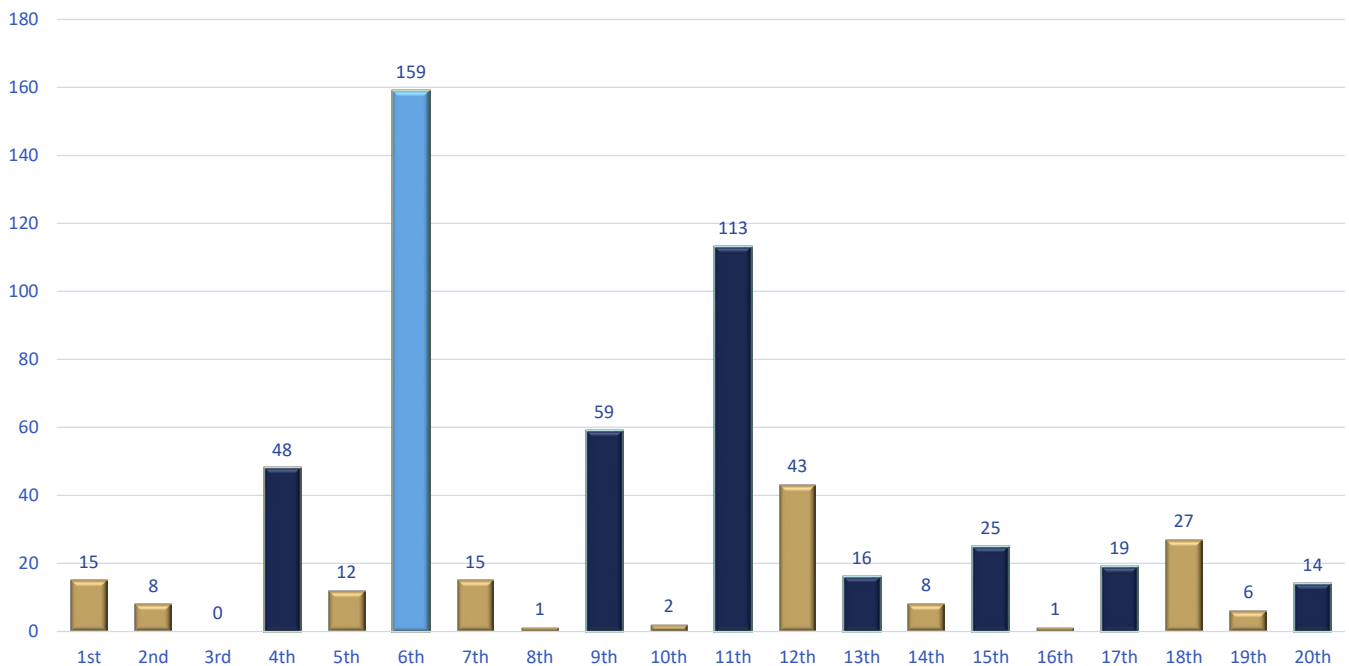
Source: DIFS Data

Total Declinations of DIFS Cases By All Circuits (38)



Source: DIFS Data

Successful Prosecutions of DIFS Cases By All Circuits (591 Total)



Source: DIFS Data.

Successful prosecutions include cases presented and filed during prior fiscal years.

Circuit Overviews

The following nine circuit overviews highlight individual circuits' statistical information. Pie charts display the aggregate data reported for all quarters of Fiscal Year 2019-2020 by the dedicated prosecutors. Table charts show the data captured by DIFS during the same time period.

The Ninth Circuit has devoted two attorneys to prosecuting insurance fraud prosecutions who are not funded through the Dedicated Prosecutor Program appropriation. Statistics for these two prosecutors were provided voluntarily and are included in separate charts so that the full insurance fraud prosecution efforts of the Ninth Circuit are reflected in the report.

Additionally, although not part of the Dedicated Prosecutor Program, both the Sixth and Twelfth Circuits prosecuted significant numbers of workers' compensation fraud cases based on DIFS investigations conducted as part of Special Operations. Their data is included as well.

4th Circuit: Jacksonville

- 2 Funded Prosecutors
- 1 Paralegals/Investigators

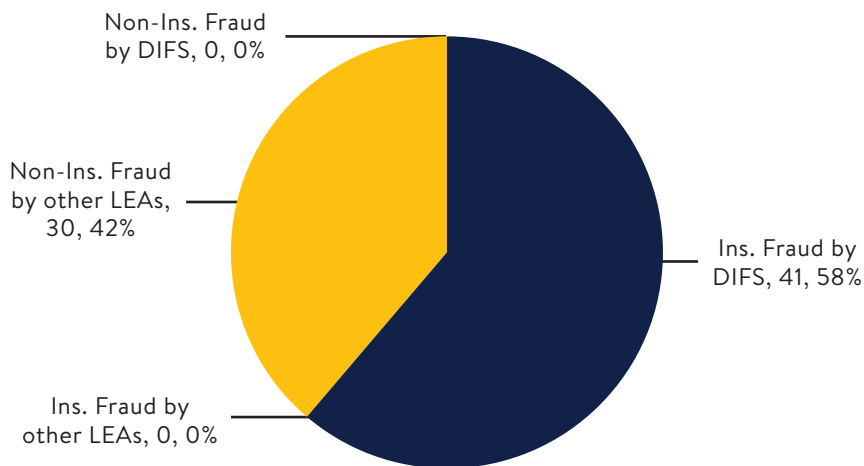
Dedicated Prosecutors Reported:

- 41 Successful DIFS Prosecutions
- 13.6 Average Successful Prosecutions Per Funded Positions

DIFS Data

Presentation Type	No. Presented
Application Fraud	4
Commercial Fraud	1
Financial Investigation	2
Homeowners Fraud	3
Licensee Fraud	16
Personal Injury Protection Fraud	1
Unauthorized Entities Fraud	1
Vehicle Fraud	6
Workers' Compensation Fraud	34
Total Presentations	68
Total declinations	2
Declination Rate	2.9%

Successful Prosecutions by Dedicated Prosecutors



9th Circuit Dedicated Prosecutors: Orlando

- 2 Funded Prosecutors*
- 2 Legal Assistants/Secretaries
- 1 Paralegal

*There are 2 dedicated IF prosecutors who are in unfunded positions in this circuit. Their data is not included with the reported statistics.

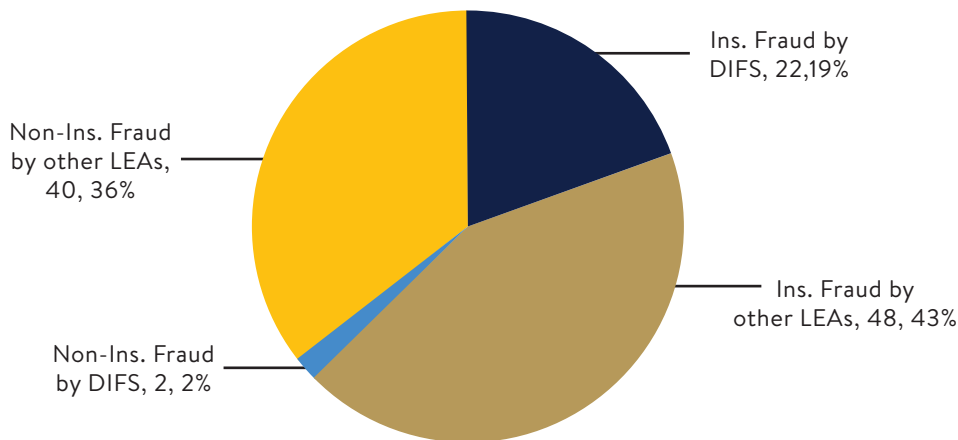
Dedicated Prosecutors Reported:

- 24 Successful DIFS Prosecutions
- 4.8 Average Successful Prosecutions Per Funded Positions

DIFS Data

Presentation Type	No. Presented
Application Fraud	4
Commercial Fraud	3
Healthcare	1
Homeowners	2
Licensee Fraud	2
Personal Injury Protection Fraud	8
Vehicle Fraud	6
Workers' Compensation Fraud	1
Total Presentations	37
Total Declinations	0
Declination Rate	0%

Successful Prosecutions by Dedicated Prosecutors

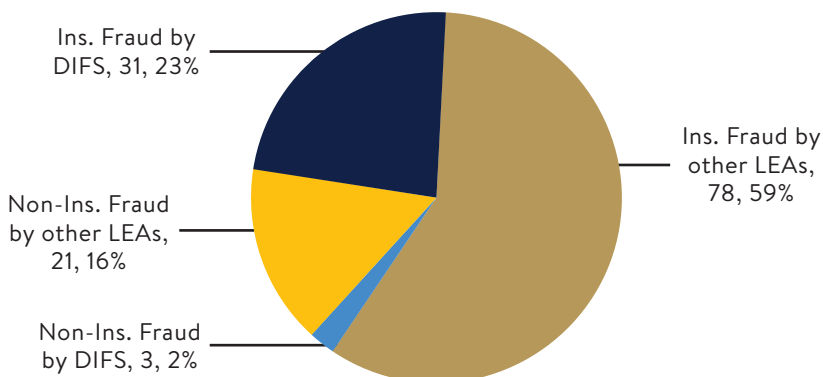


9th Circuit Unfunded Prosecutors: Orlando

- The 9th Circuit has 2 IF prosecutors not funded by the Dedicated Prosecutor Program. These prosecutors voluntarily submitted the same quarterly data as the funded dedicated prosecutors.
- The following chart contains aggregate data for the 2 unfunded positions and shows 31 successful DIFS prosecutions.
- These statistics along with those provided by funded prosecutors represents the full efforts of the 9th Circuit.

FY 2019-20 9th Circuit Unfunded Prosecutors Data

Cases Filed	Insurance Fraud Cases	126
	Non-Insurance Fraud Cases	35
Cases Pending a Prosecution	Insurance Fraud Cases	164
	Non-Insurance Fraud Cases	75
Cases Where Position Provided Substantial Investigative Assistance	Insurance Fraud Cases	3
	Non-Insurance Fraud Cases	6
Cases Closes (All Disposition Types)	Insurance Fraud Cases	195
	Non-Insurance Fraud Cases	49
Cases in Diversion	Insurance Fraud Cases	5
	Non-Insurance Fraud Cases	3



11th Circuit: Miami

- 6 Funded Prosecutors*
- 2 Paralegals/Investigators

*The 11th Circuit reports a total of 8 funded positions. The GAA allocates 7 positions. This report reflects the data provided on 8 positions

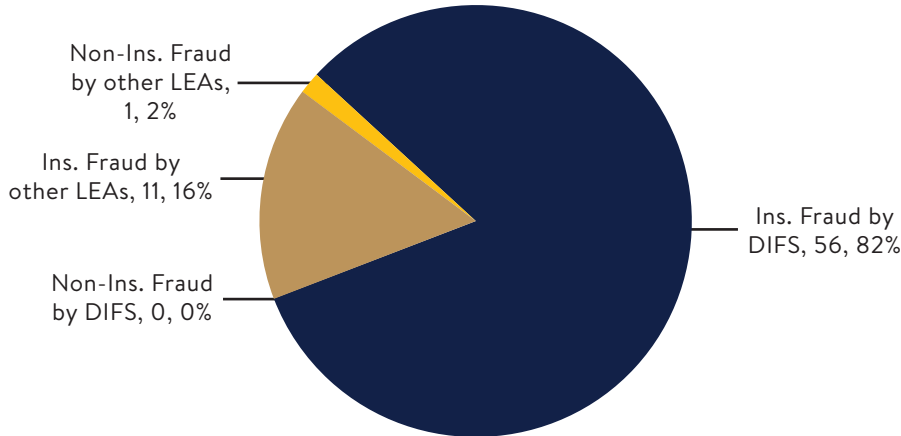
Dedicated Prosecutors Reported:

- 56 Successful DIFS Prosecutions
- 8 Average Successful Prosecutions Per Funded Positions

DIFS Data

Presentation Type	No. Presented
Commercial Fraud	2
Healthcare Fraud	15
Homeowners Fraud	1
Licensee Fraud	8
Non-Insurance Offense	1
Personal Injury Protection Fraud	39
Vehicle Fraud	3
Workers Compensation Fraud	40
Total Presentations	109
Total declinations	7
Declination Rate	6.4%

Successful Prosecutions by Dedicated Prosecutors



13th Circuit: Tampa

- 2 Funded Prosecutors*
- 2 Paralegals/Investigators

*This Circuit has 1 dedicated IF prosecutor who is in an unfunded positions.. Their data is not included with the reported statistics.

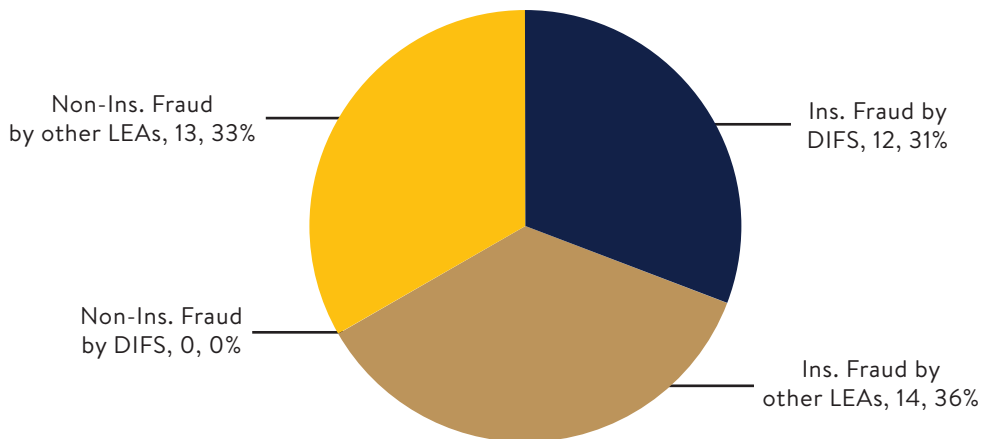
Dedicated Prosecutors Reported:

- 12 Successful DIFS Prosecutions
- 3 Average Successful Prosecutions Per Funded Positions

DIFS Data

Presentation Type	No. Presented
Application Fraud	1
Commercial Fraud	1
Healthcare Fraud	4
Homeowners	1
Licensee Fraud	1
Personal Injury Protection Fraud	7
Vehicle Fraud	8
Workers' Compensation Fraud	6
Total Presentations	29
Total declinations	3
Declination Rate	10.3%

Successful Prosecutions by Dedicated Prosecutors



15th Circuit: West Palm Beach

- 2 Funded Prosecutors
- 2 Legal Assistants/Secretaries

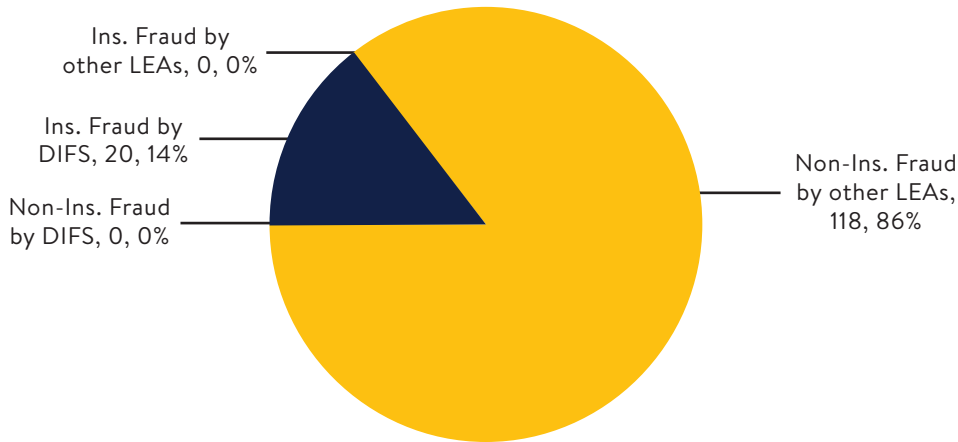
Dedicated Prosecutors Reported:

- 20 Successful DIFS Prosecutions
- 5 Average Successful Prosecutions Per Funded Positions

DIFS Data

Presentation Type	No. Presented
Application Fraud	2
Commercial Fraud	1
Healthcare Fraud	1
Personal Injury Protection Fraud	4
Workers' Compensation Fraud	12
Total Presentations	20
Total Declinations	9
Declination Rate	45%

Successful Prosecutions by Dedicated Prosecutors



17th Circuit: Ft. Lauderdale

- 2 Funded Prosecutors*
- 2 Paralegals/Investigators

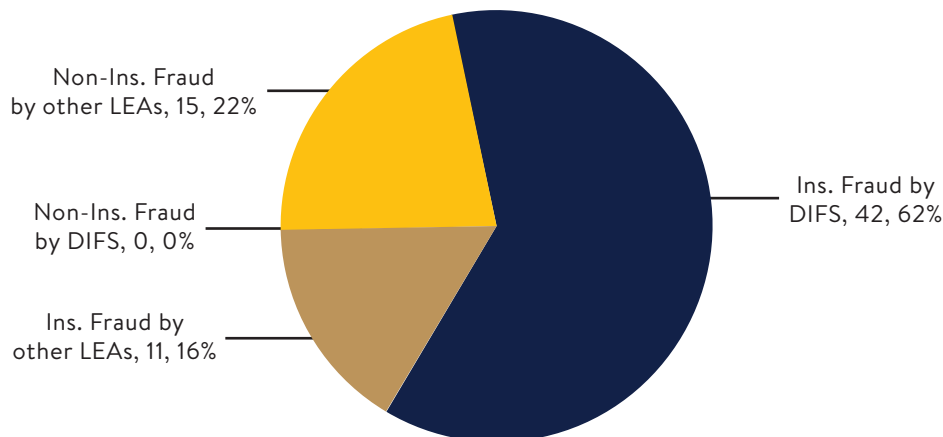
Dedicated Prosecutors Reported:

- 42 Successful DIFS Prosecutions
- 10.5 Average Successful Prosecutions Per Funded Positions

DIFS Data

Presentation Type	No. Presented
Application Fraud	6
Commercial Fraud	3
Homeowners Fraud	3
Licensee Fraud	3
Personal Injury Protection Fraud	4
Unauthorized Entities Fraud	1
Vehicle Fraud	1
Workers Compensation Fraud	7
Total Presentations	28
Total declinations	0
Declination Rate	0%

Successful Prosecutions by Dedicated Prosecutors



20th Circuit: Ft. Myers

- 1 Funded Prosecutors
- 1 Paralegals/Investigators

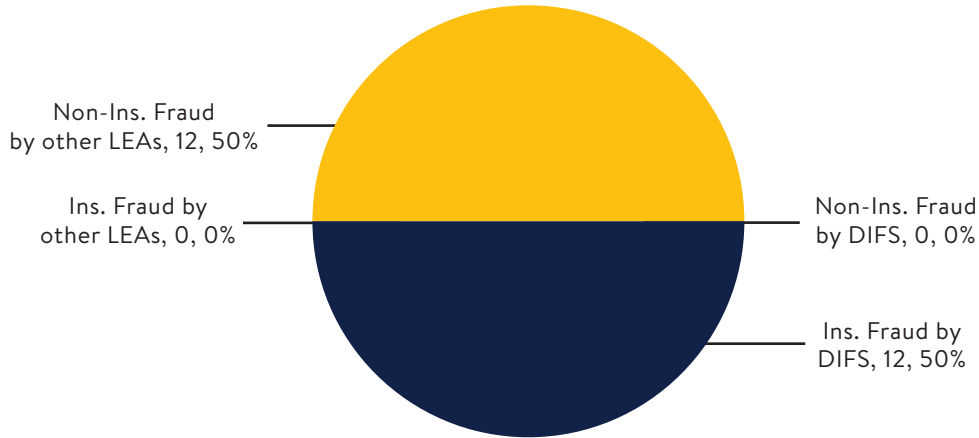
Dedicated Prosecutors Reported:

- 12 Successful DIFS Prosecutions
- 6 Average Successful Prosecutions Per Funded Positions

DIFS Data

Presentation Type	No. Presented
Application Fraud	3
Commercial Fraud	1
Homeowners Fraud	2
Licensee Fraud	2
Personal Injury Protection Fraud	3
Vehicle Fraud	1
Workers Compensation Fraud	5
Total Presentations	17
Total declinations	0
Declination Rate	0%

Successful Prosecutions by Dedicated Prosecutors



6th Circuit: St. Petersburg (A Non-Dedicated Circuit)

In Fiscal Year 2019-2020, DIFS presented 140 cases for prosecution to the Sixth Circuit, which is not currently included in the Dedicated Prosecutor Program. These cases constitute 24.6% of all DIFS presentations.

This data includes 122 workers' compensation fraud presentations resulting from special operations that involved the combined efforts of DIFS, Pinellas County Sheriff's Office, and Pinellas County Consumer Services.

The Sixth Circuit achieved 159 successful prosecutions during the fiscal year.

DIFS Data

Presentation Type	No. Presented
Application Fraud	3
Commercial Fraud	7
Marine Fraud	2
Personal Injury Protection Fraud	1
Vehicle Fraud	5
Workers Compensation Fraud	122
Total Presentations	140
Total declinations	9
Declination Rate	6.4%

12th Circuit: Manatee and Sarasota (A Non-Dedicated Circuit)

In Fiscal Year 2019-2020, DIFS presented 26 cases for prosecution to the Twelfth Circuit, which is not currently included in the Dedicated Prosecutor Program. These cases constitute 4.6% of all DIFS presentations.

The data includes 24 workers' compensation fraud investigations that were the result of special operations.

The Twelfth circuit achieved 43 successful prosecutions during the fiscal year.

DIFS Data

Presentation Type	No. Presented
Personal Injury Protection Fraud	1
Vehicle Fraud	1
Workers Compensation Fraud	24
Total Presentations	26
Total declinations	0
Declination Rate	0%

Restitution Amounts Requested And Ordered

Many of the crimes investigated by DIFS agents include a significant financial loss to crime victims. Where applicable, DIFS requests that prosecutors seek restitution on a victim's behalf during prosecution of the case. During Fiscal Year 2019-2020, DIFS requested \$27,602,900.18 in restitution on behalf of victims in its total presented cases. Additionally, during this fiscal year, Florida Courts ordered \$8,435,613.34 to be paid as victim restitution in DIFS cases which resolved during this time.

In addition to investigations prosecuted in Florida State Courts, some DIFS agents participate as active members of federal task forces. These cases are typically prosecuted by Department of Justice attorneys in federal courts. In Fiscal Year 2019-2020, one federal task force investigation resulted in a \$1,396,820.00 restitution request on a case filed in the Middle District of Florida. Additionally, three federal task force cases with a DIFS member obtained \$34,525,166.39 in victim restitution awards in the Southern District of Florida.

The following four charts and graphs show a breakdown by circuit of the restitution requested and the restitution ordered during the fiscal year, as well as the breakdown within circuits with dedicated prosecutors. In all charts and graphs, restitution requested indicates the restitution amounts requested on cases presented in Florida's circuits during the fiscal year. Restitution ordered will always include restitution amounts that were requested on cases that may have been presented in prior fiscal years but resolved during the current one.

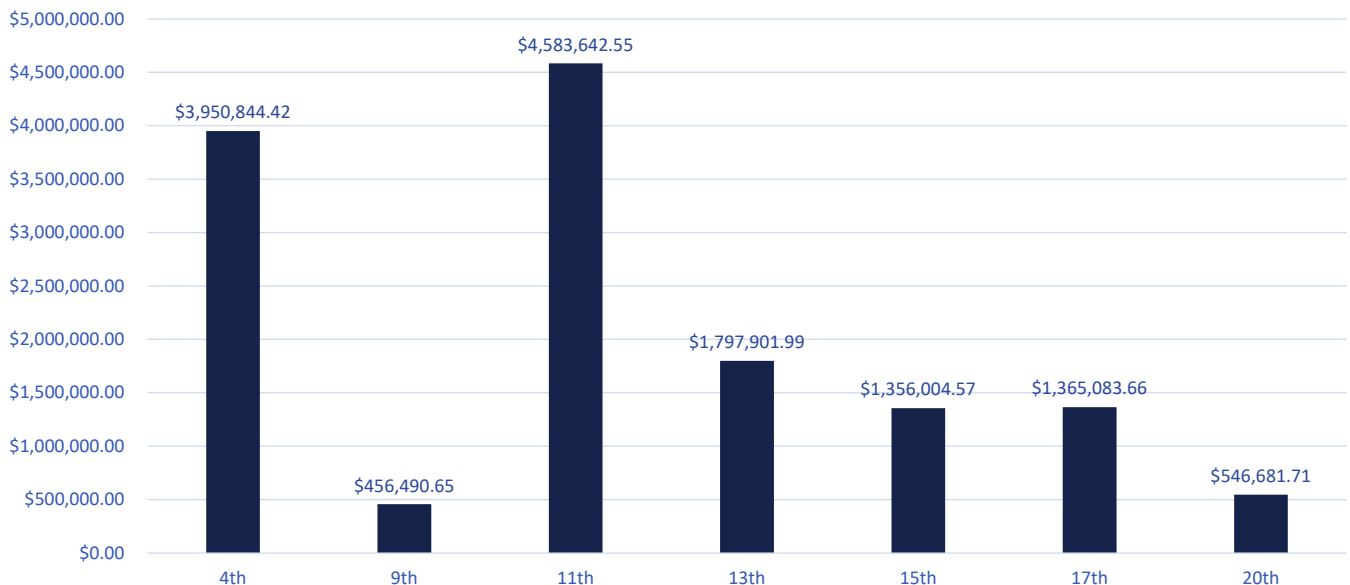
Restitution Requested on DIFS Cases in All Circuits*

Circuit	Restitution Requested Amount
1st	\$752,614.55
2nd	\$85,061.57
3rd	
4th	\$3,950,844.42
5th	\$6,800.00
6th	\$1,196,295.87
7th	\$6,470,168.20
8th	\$84,000.00
9th	\$456,490.65
10th	\$5,776,131.39
11th	\$4,583,642.55
12th	\$3,785.79
13th	\$401,081.99
14th	\$132,546.72
15th	\$1,356,004.57
16th	
17th	\$1,365,083.66
18th	\$141,706.46
19th	\$293,960.08
20th	\$546,681.71
Total	\$27,602,900.18

Dedicated Prosecutor Circuits	Restitution Requested Amount
4th	\$3,950,844.42
9th	\$456,490.65
11th	\$4,583,642.55
13th	\$401,081.99
15th	\$1,356,004.57
17th	\$1,365,083.66
20th	\$546,681.71
Total	\$12,659,829.55

*Source: DIFS Data

Restitution Requested in DIFS Cases in Dedicated Prosecutor Circuits*



*Source: DIFS Data

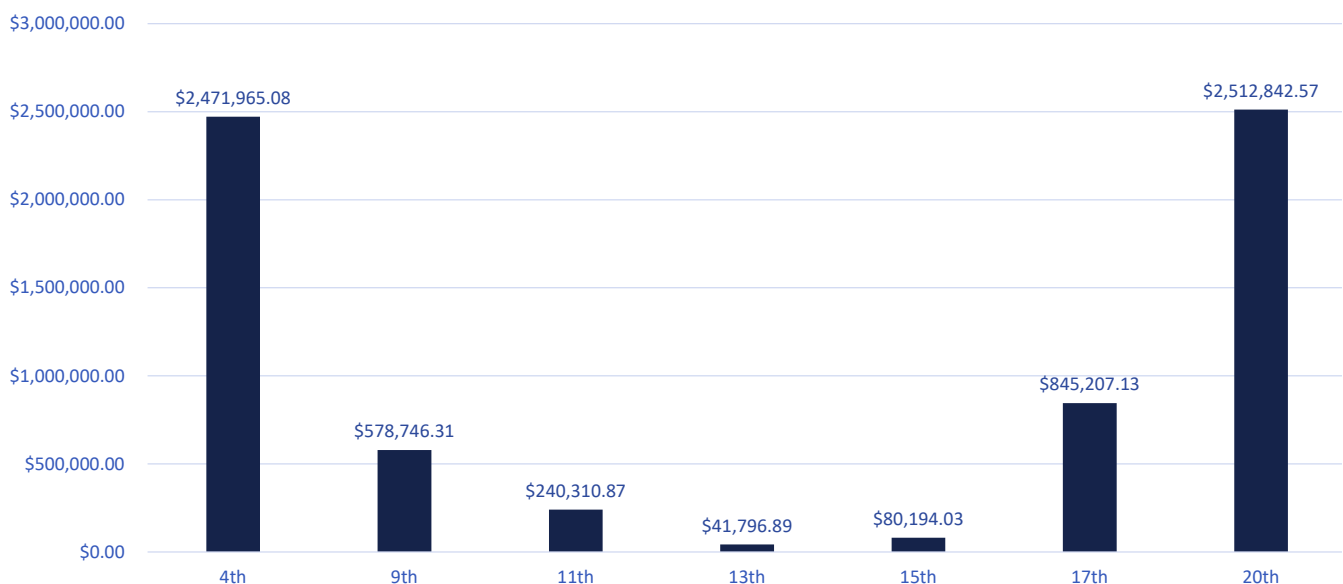
Restitution Ordered on DIFS Cases in All Circuits*

Circuit	Restitution Ordered Amount
1st	\$72,275.20
2nd	\$62,572.74
3rd	
4th	\$2,471,965.08
5th	\$39,408.62
6th	\$1,216,881.73
7th	\$24,134.71
8th	\$84,000.00
9th	\$578,746.31
10th	\$3,264.50
11th	\$240,310.87
12th	\$49,658.79
13th	\$41,796.89
14th	\$15,051.27
15th	\$80,194.03
16th	\$10,987.00
17th	\$845,207.13
18th	\$73,682.90
19th	\$12,633.00
20th	\$2,512,842.57
Total	\$8,435,613.34

Dedicated Prosecutor Circuits	Restitution Ordered Amount
4th	\$2,471,965.08
9th	\$578,746.31
11th	\$240,310.87
13th	\$41,796.89
15th	\$80,194.03
17th	\$845,207.13
20th	\$2,512,842.57
Total	\$6,771,062.88

* Source: DIFS Data. Numbers include cases filed in prior fiscal years that were resolved in Fiscal Year 2019-2020.

Restitution Ordered In DIFS Cases In Dedicated Prosecutor Circuits*

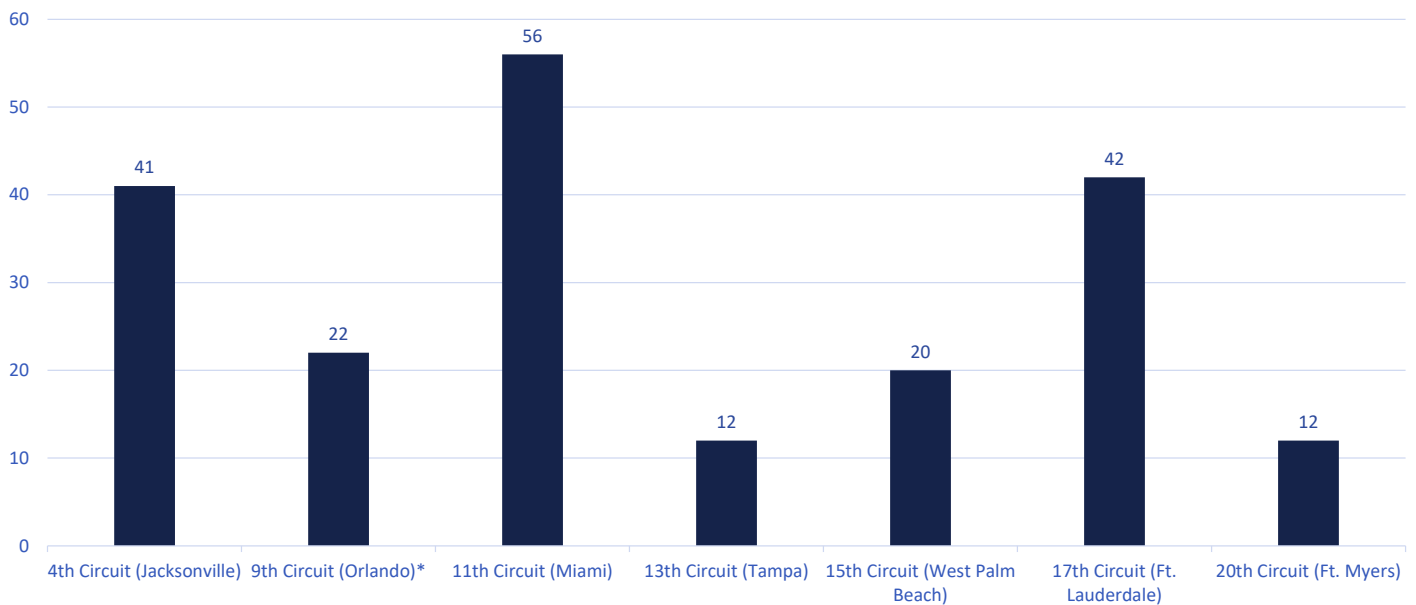


* Source: DIFS Data. Numbers includes cases filed in prior fiscal years that were resolved in Fiscal Year 2019-2020.

Successful Prosecutions

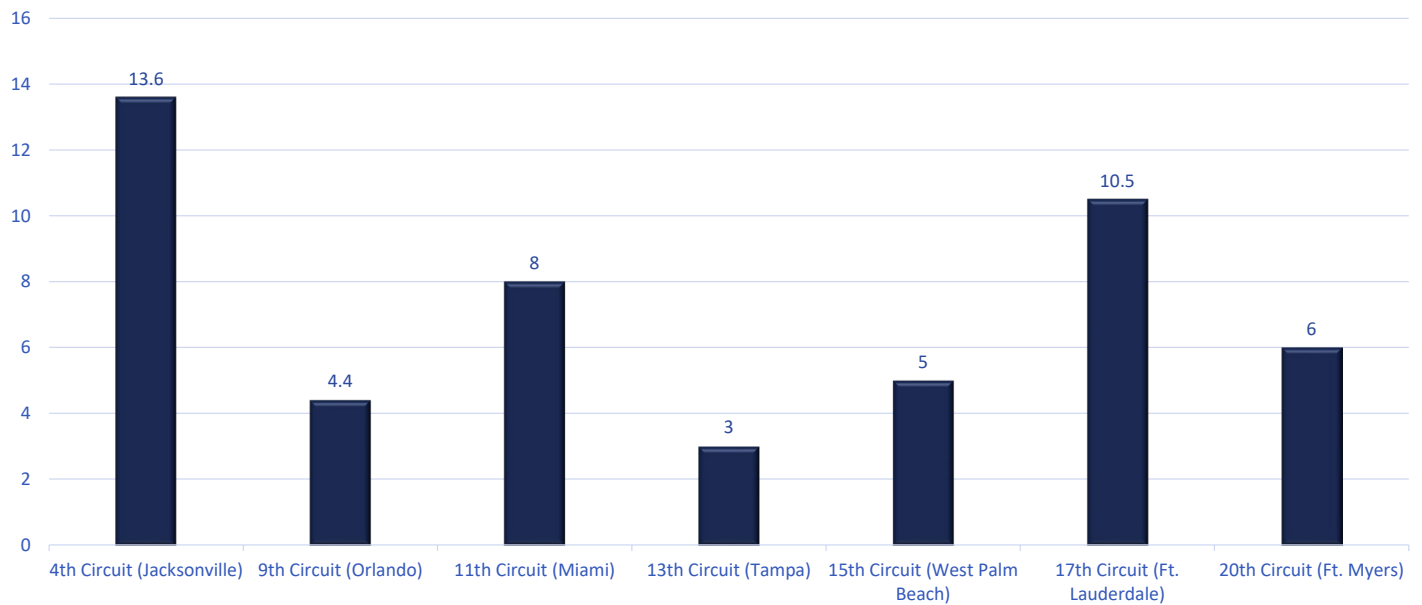
The following three graphs illustrate the number of successful prosecutions of DIFS cases by dedicated prosecutors, the average number of successful prosecutions of DIFS cases per funded position, and the number of insurance fraud contrasted with other crime type successful prosecutions for each participating circuit during the fiscal year. The data in these graphs was obtained from the quarterly reports submitted by dedicated prosecutors.

Successful Prosecutions of DIFS Insurance Fraud Cases by Dedicated Prosecutors

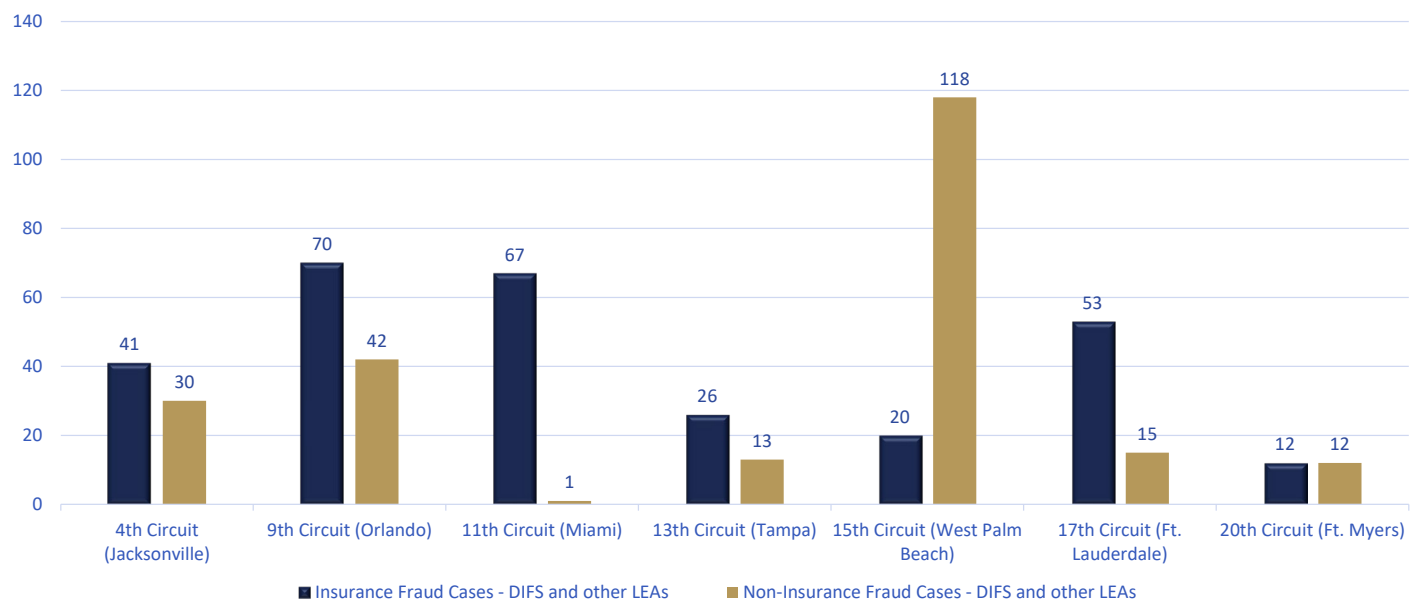


**Additionally, the 9th Circuit reported 2 Successful Prosecutions of DIFS Non-Insurance Fraud Cases.*

Average Number of Successful Prosecutions of DIFS Insurance Fraud Cases Per Funded Position



Successful Prosecutions All Case Types - DIFS And Other LEAs

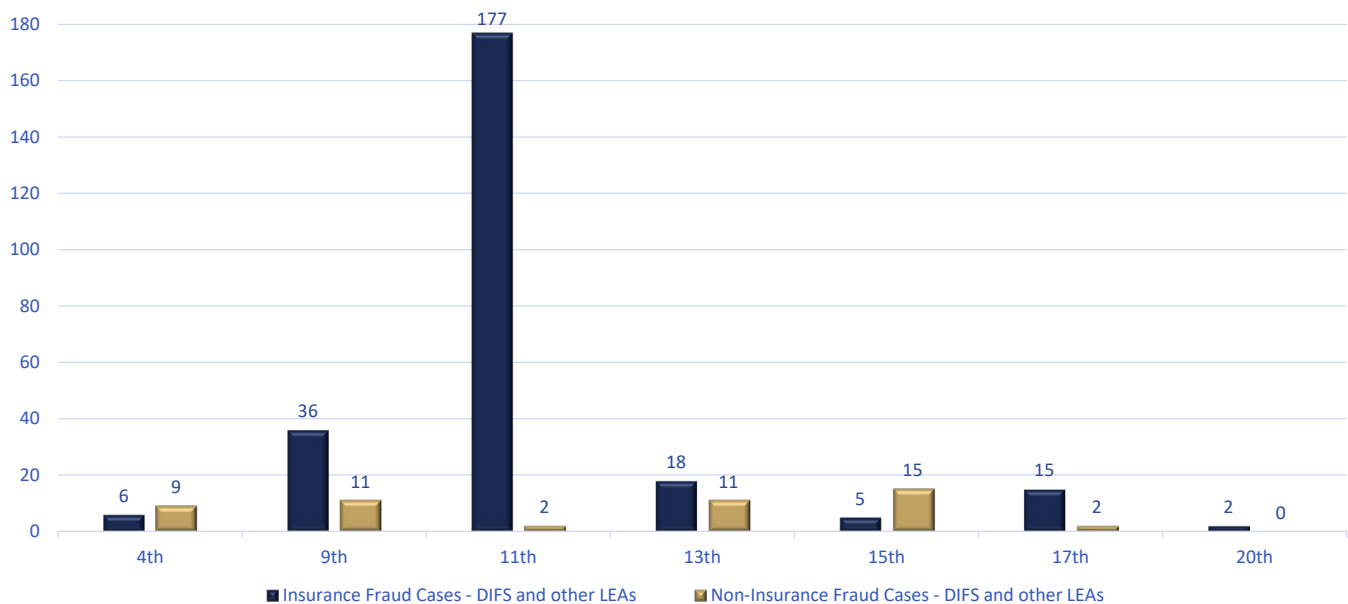


Required Statistical Data By Quarter

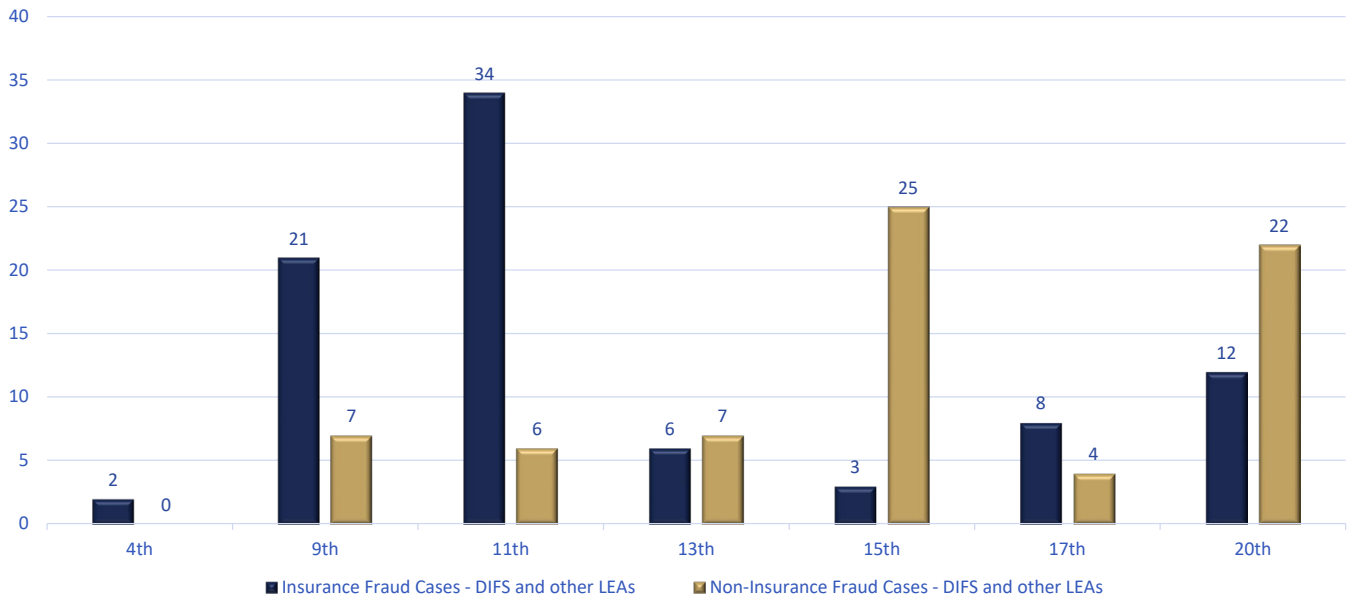
The following graphs display the statutorily required reported data; cases filed, cases closed, cases pending a filing decision, cases in which a prosecutor provided substantial investigative assistance, and cases in diversion for each of the circuits participating in the Dedicated Prosecutor Program. The data in these graphs was obtained from the quarterly reports submitted by dedicated prosecutors.

The data provided for the number of cases filed statistics and the number of cases closed statistics includes yearly totals for each category. Conversely, the data regarding cases pending a filing decision, cases in which a prosecutor provided substantial investigative assistance, and cases in diversion do not include a yearly total of cases. Rather, each quarter's graph represents a snapshot of the prosecutor's caseload status at the close of the quarter. Cases in these three data groups are fluid and may remain in a given status across multiple quarters. For example, a prosecutor may provide substantial investigative assistance on the same case in quarters two and three. That case would be shown in each quarter's total cases in which substantial assistance is provided.

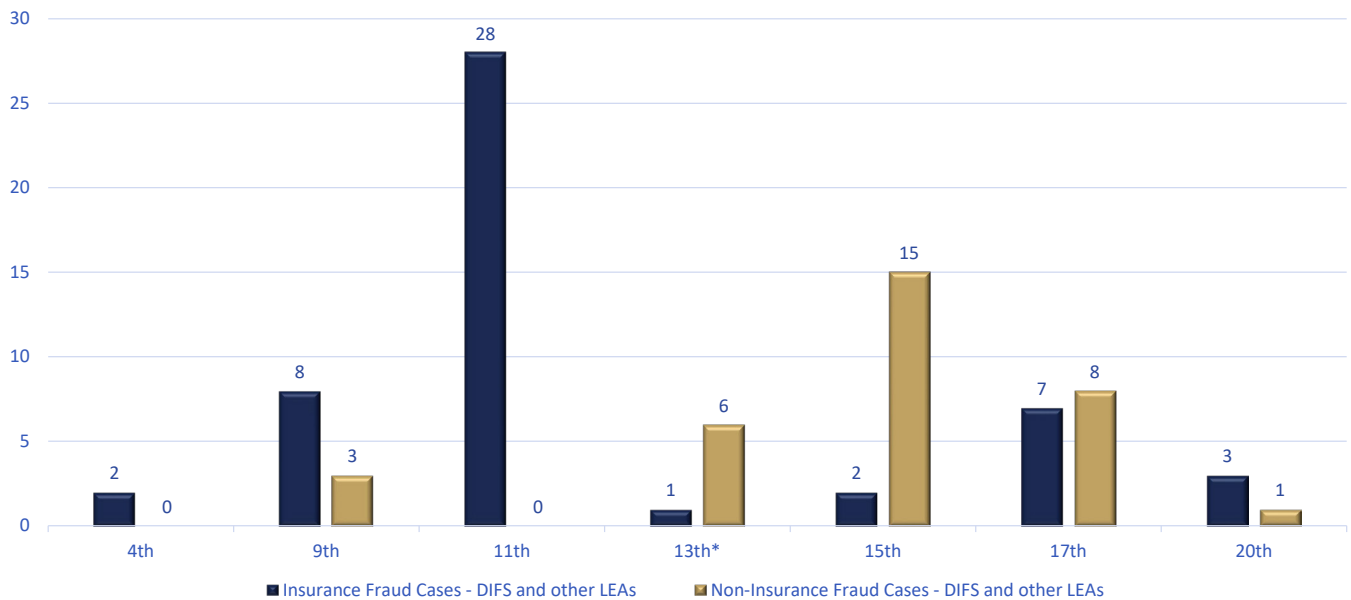
Cases Filed in the 1st Quarter



Cases Filed in the 2nd Quarter

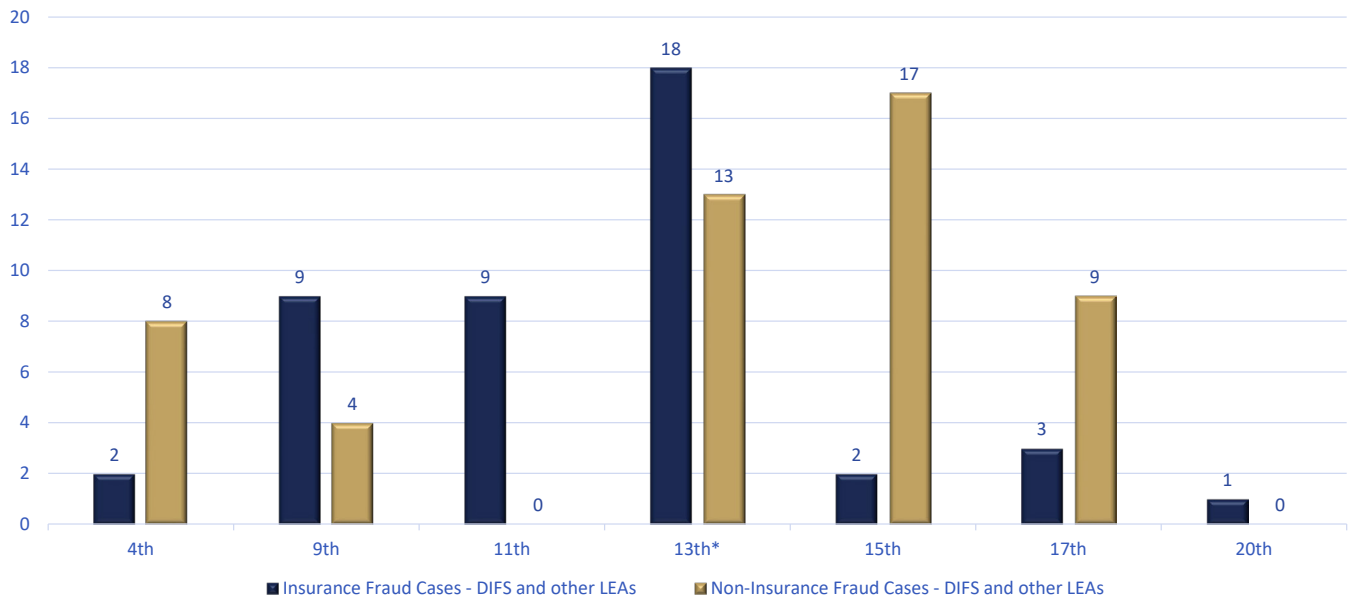


Cases Filed in the 3rd Quarter



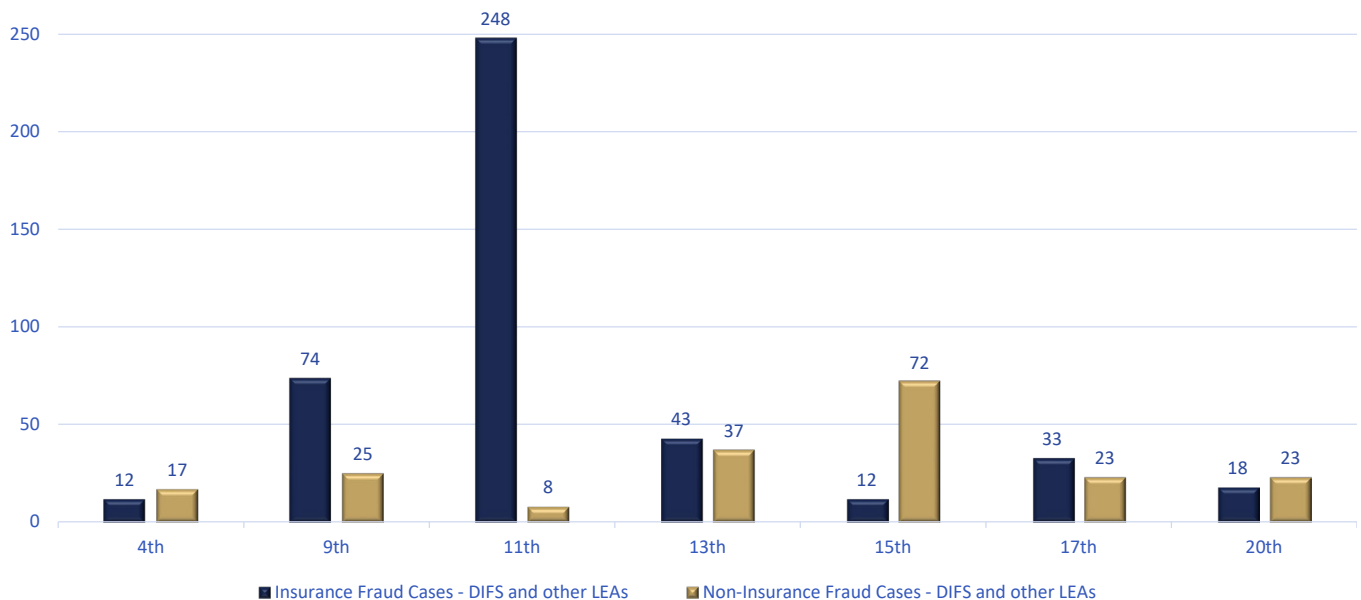
**Due to a change in personnel, the third and fourth quarter numbers for one funded attorney position were all reported in the 4th quarter*

Cases Filed in the 4th Quarter

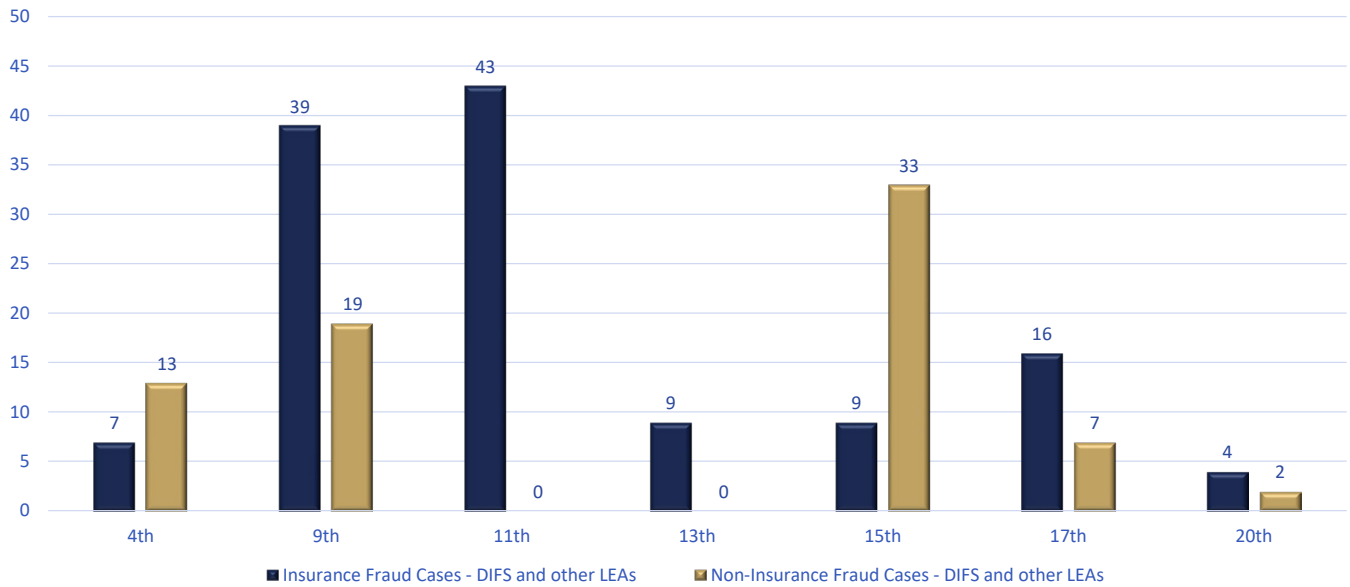


**Due to a change in personnel, the third and fourth quarter numbers for one funded attorney position were all reported in the 4th quarter*

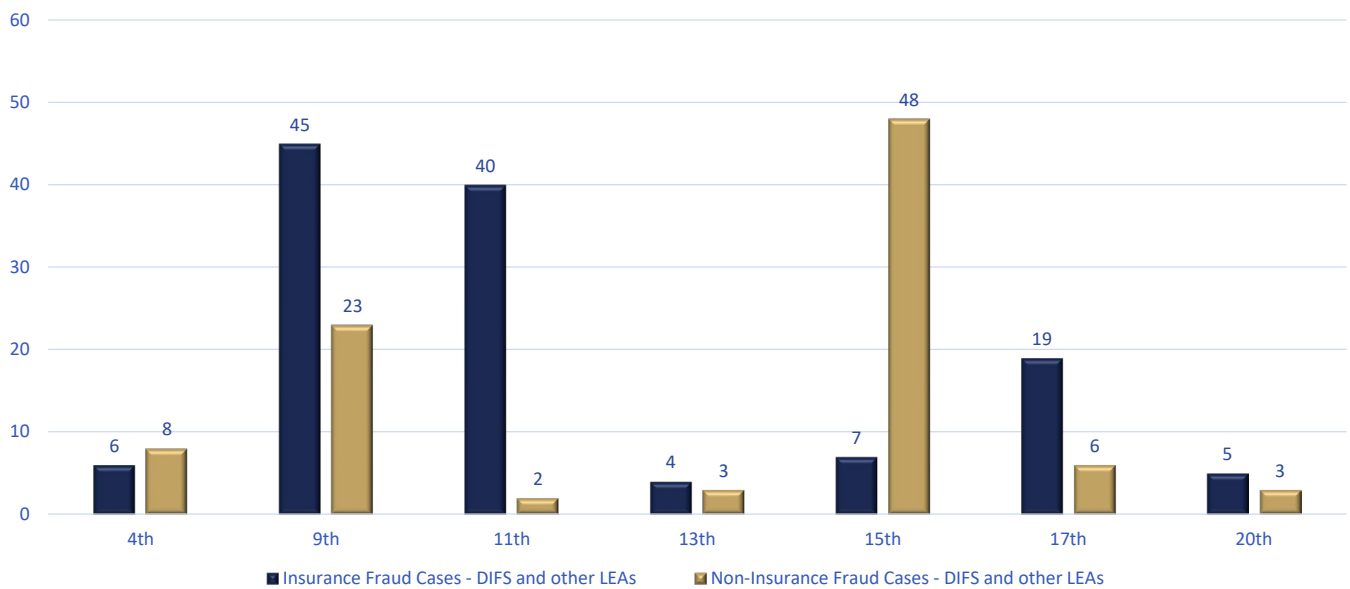
Total Cases Filed In FY 2019-2020



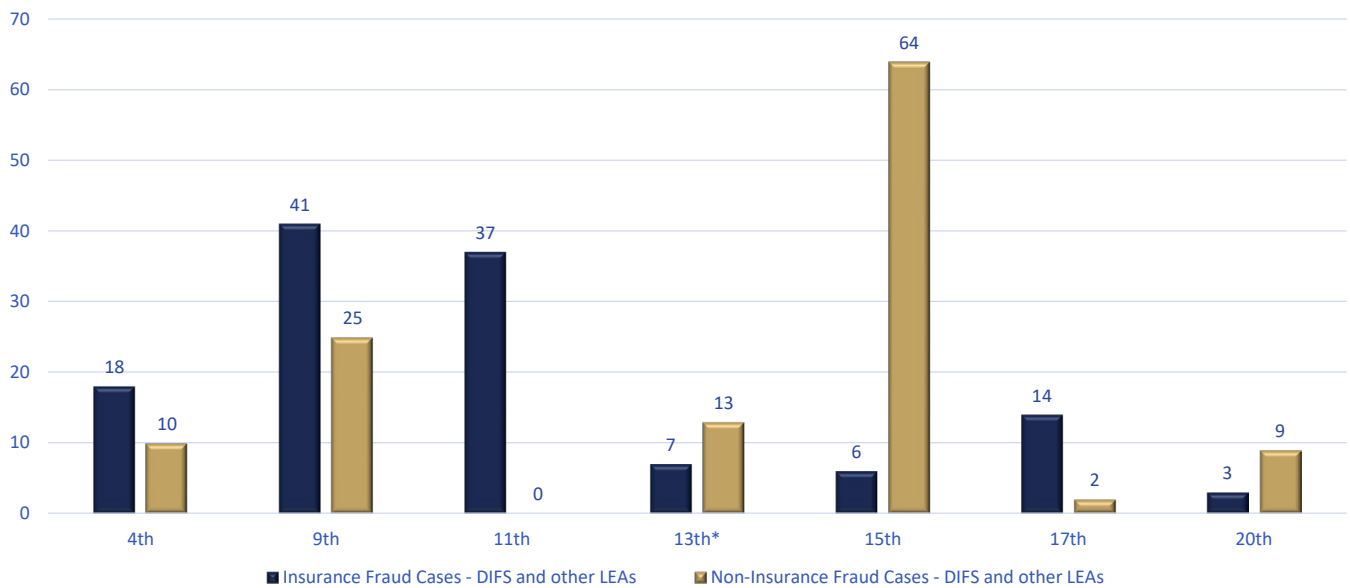
Cases Closed (All Disposition Types) in the 1st Quarter



Cases Closed (All Disposition Types) in the 2nd Quarter

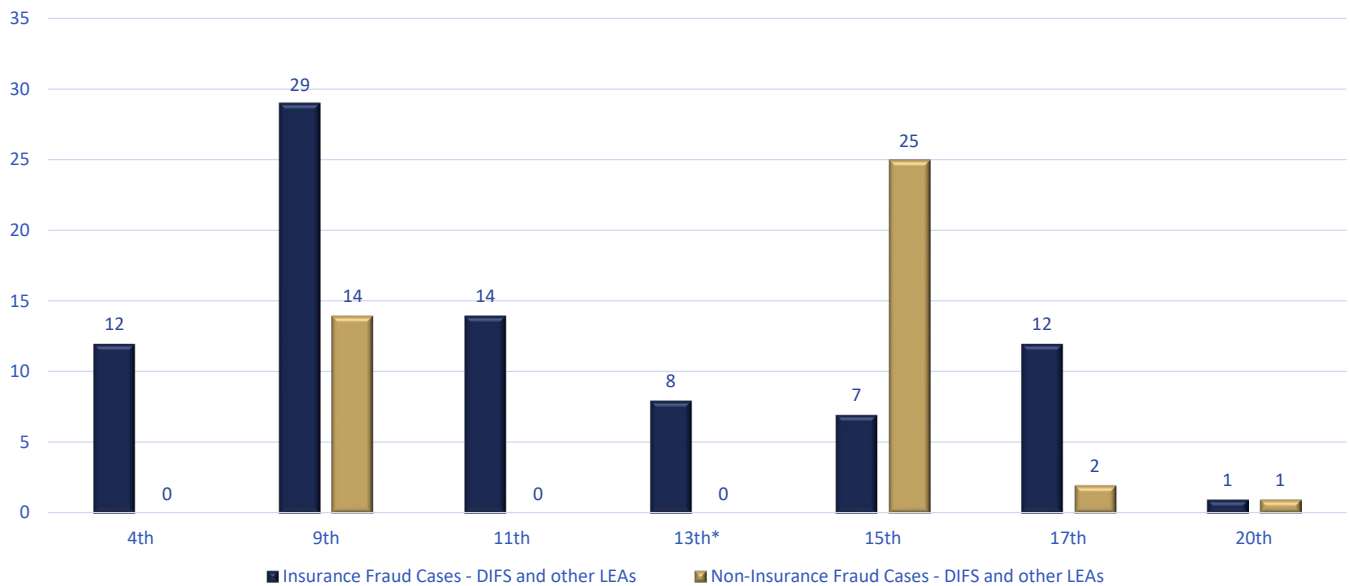


Cases Closed (All Disposition Types) in the 3rd Quarter



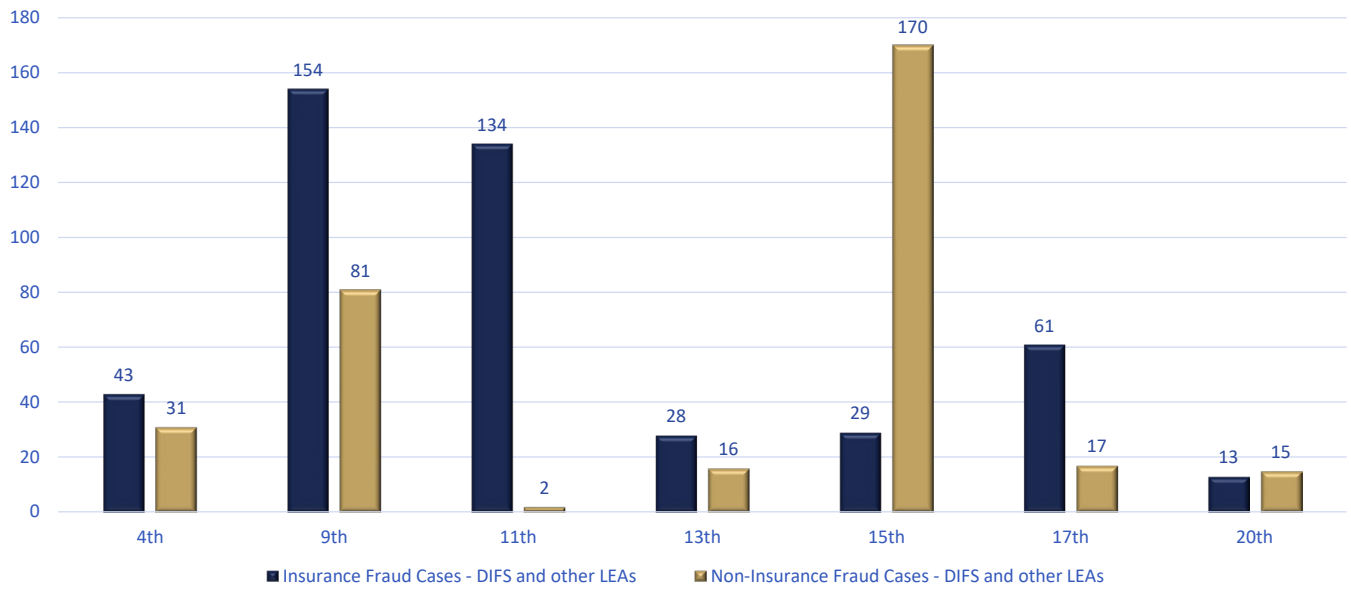
**Due to a change in personnel, the third and fourth quarter numbers for one funded attorney position were all reported in the 4th quarter*

Cases Closed (All Disposition Types) in the 4th Quarter



**Due to a change in personnel, the third and fourth quarter numbers for one funded attorney position were all reported in the 4th quarter*

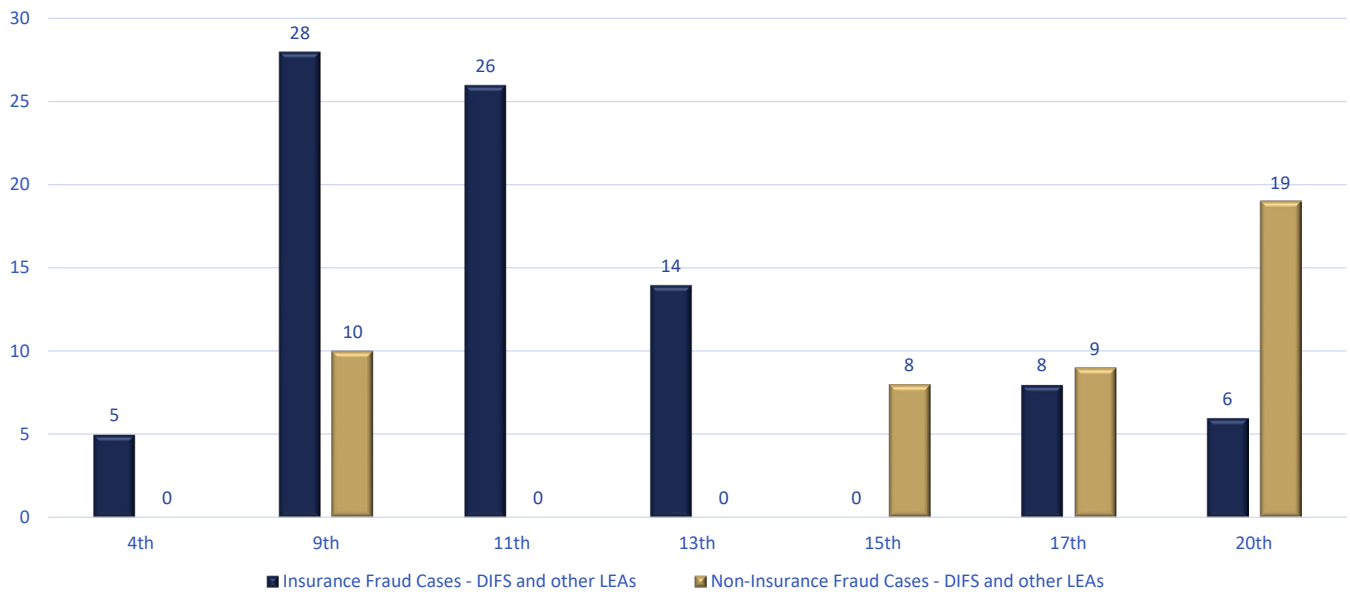
Total Cases Closed FY 2019-2020 (All Disposition Types)



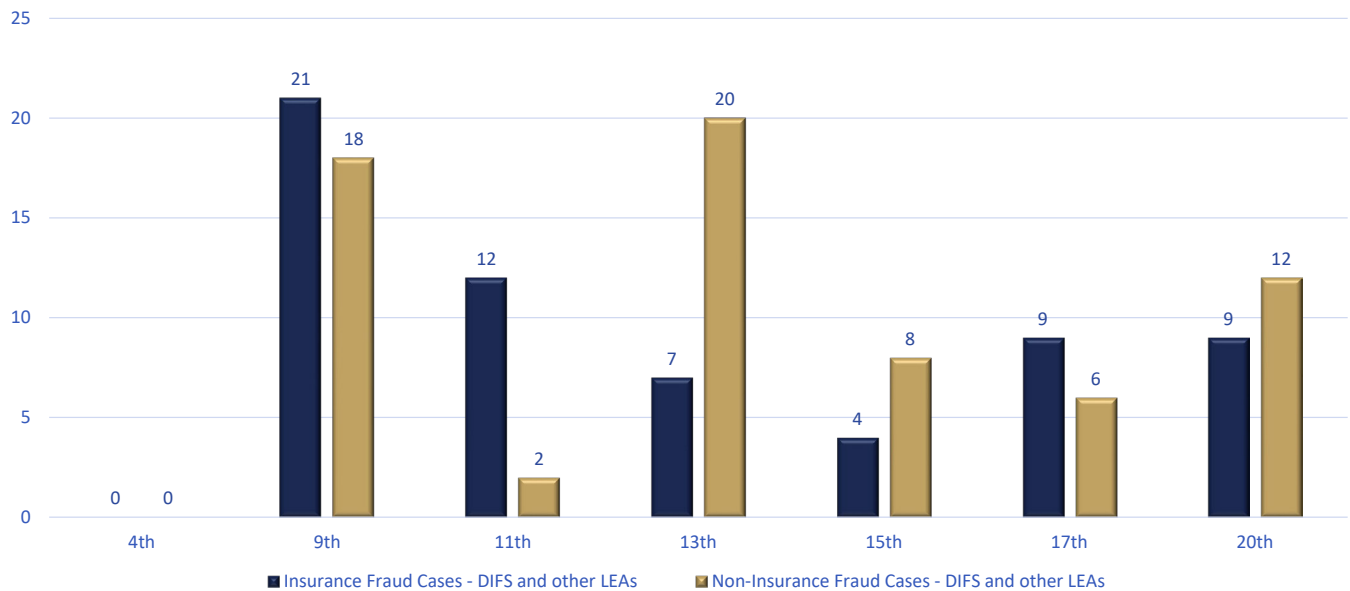
Quarterly Snapshots of Cases

Pending Prosecution Decision, Cases In Which Prosecutors Provided Substantial Investigative Assistance, and Cases In Diversion

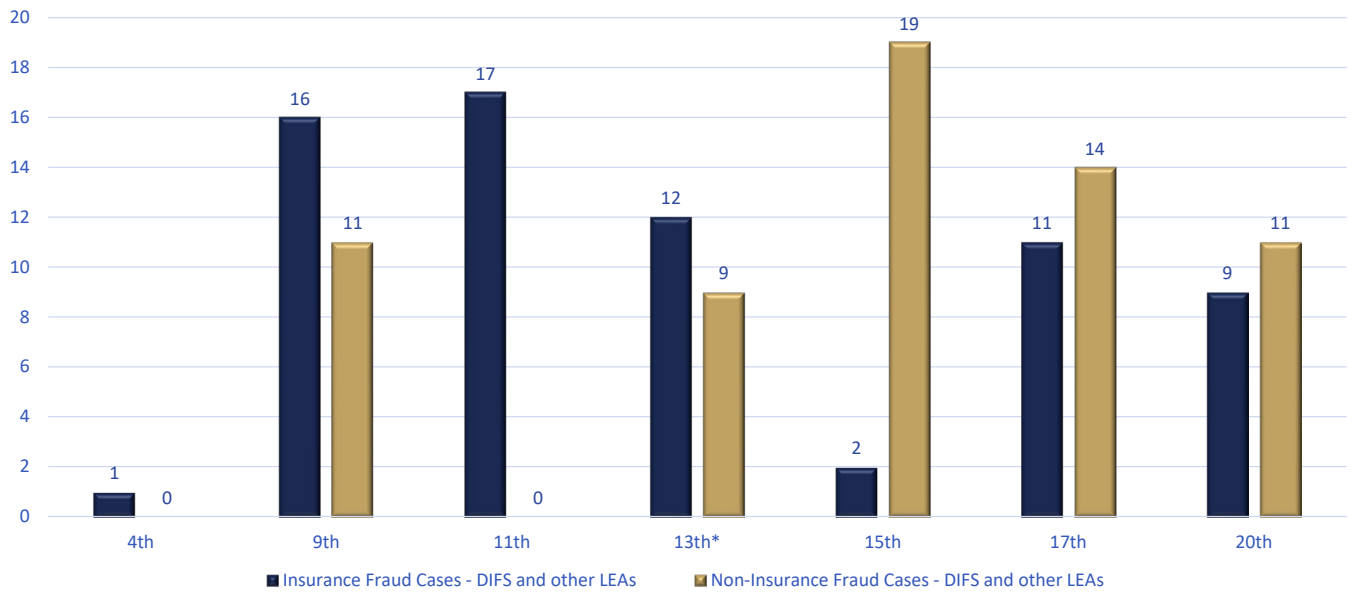
Cases Pending a Prosecution Decision in the 1st Quarter



Cases Pending a Prosecution Decision in the 2nd Quarter

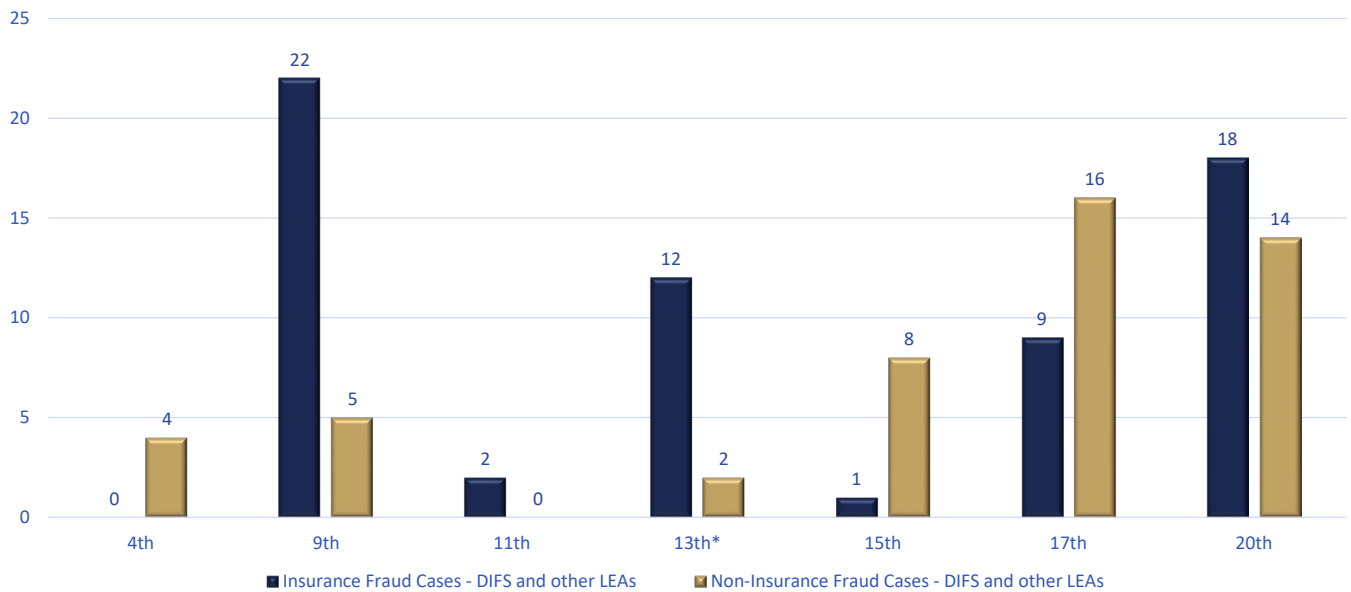


Cases Pending a Prosecution Decision in the 3rd Quarter



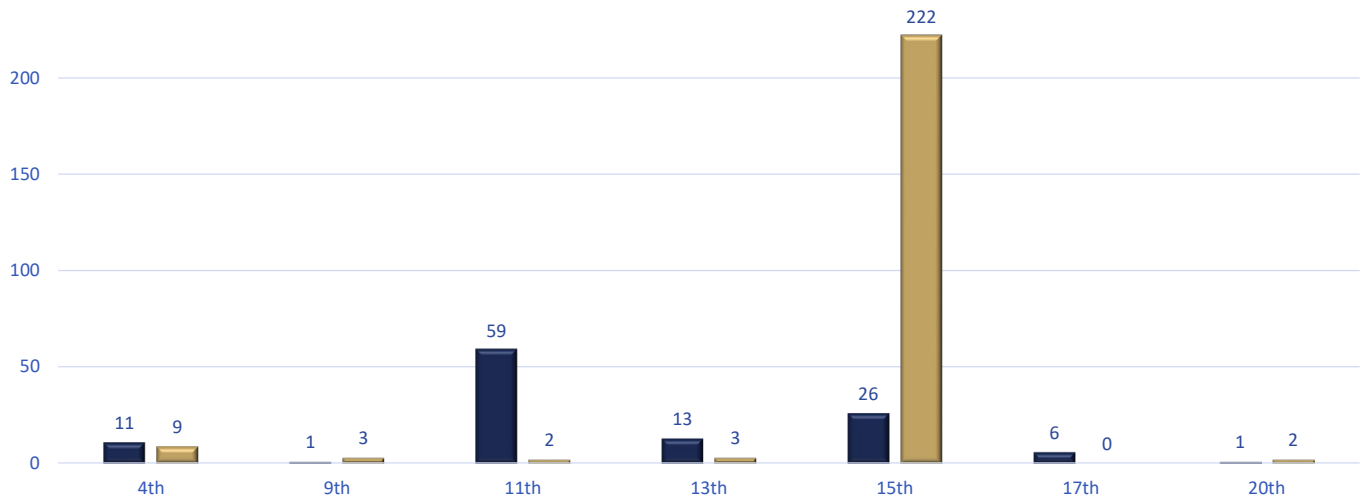
**Due to a change in personnel, the third and fourth quarter numbers for one funded attorney position were all reported in the 4th quarter*

Cases Pending a Prosecution Decision in the 4th Quarter

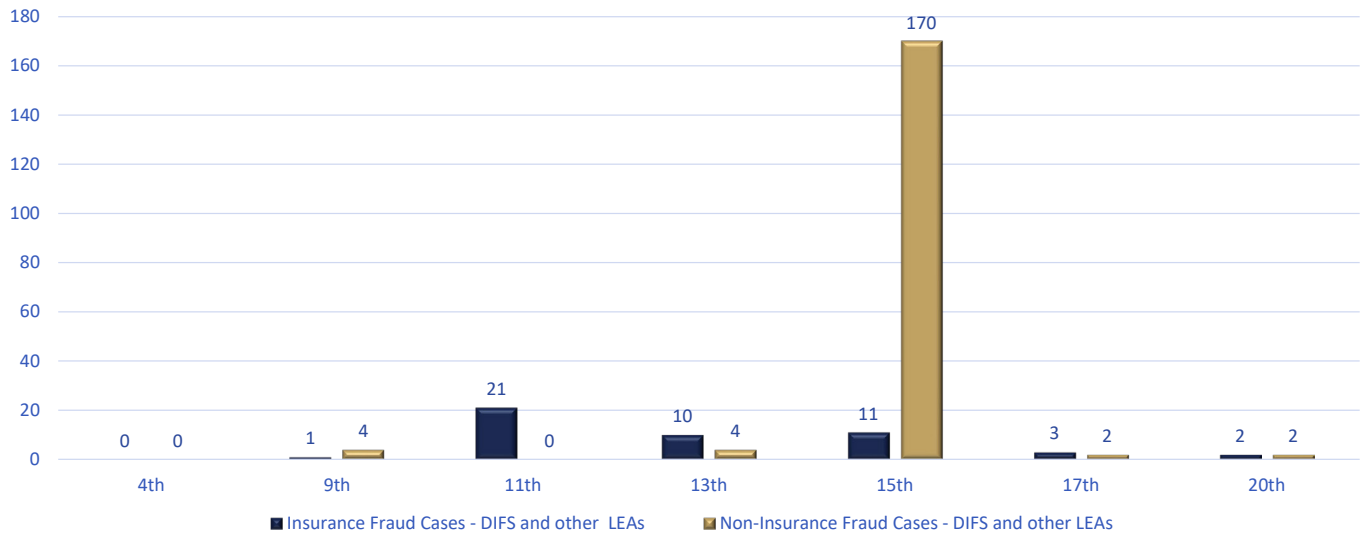


**Due to a change in personnel, the third and fourth quarter numbers for one funded attorney position were all reported in the 4th quarter*

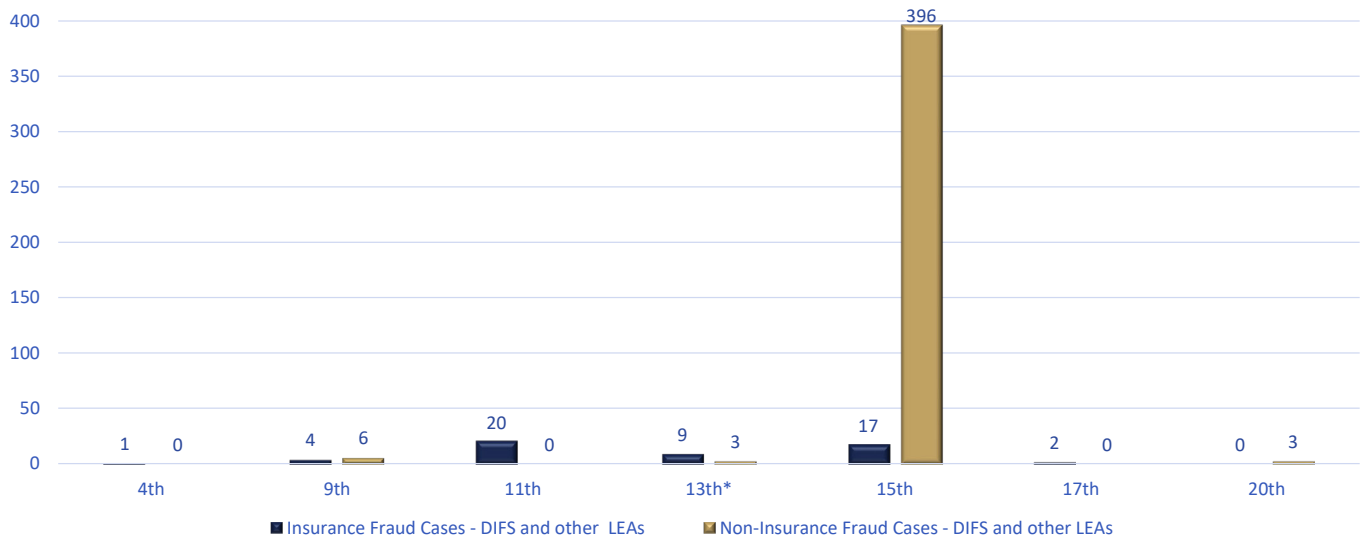
Cases In Which A Prosecutor Provided Substantial Investigative Assistance in the 1st Quarter



Cases In Which A Prosecutor Provided Substantial Investigative Assistance in the 2nd Quarter

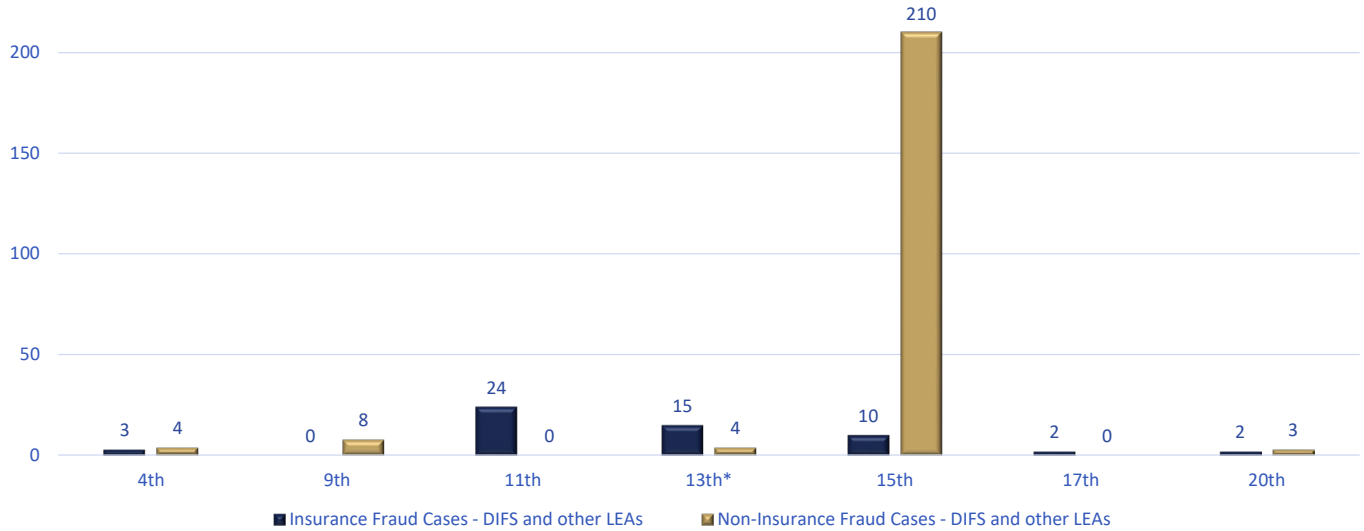


Cases In Which A Prosecutor Provided Substantial Investigative Assistance in the 3rd Quarter



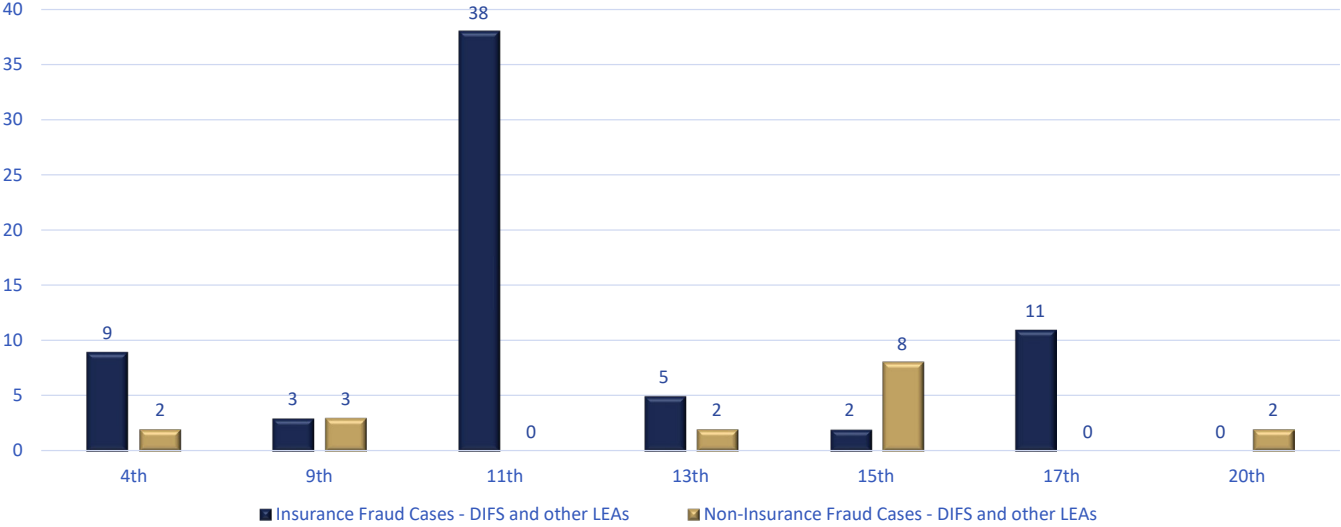
**Due to a change in personnel, the third and fourth quarter numbers for one funded attorney position were all reported in the 4th quarter*

Cases In Which A Prosecutor Provided Substantial Investigative Assistance in the 4th Quarter

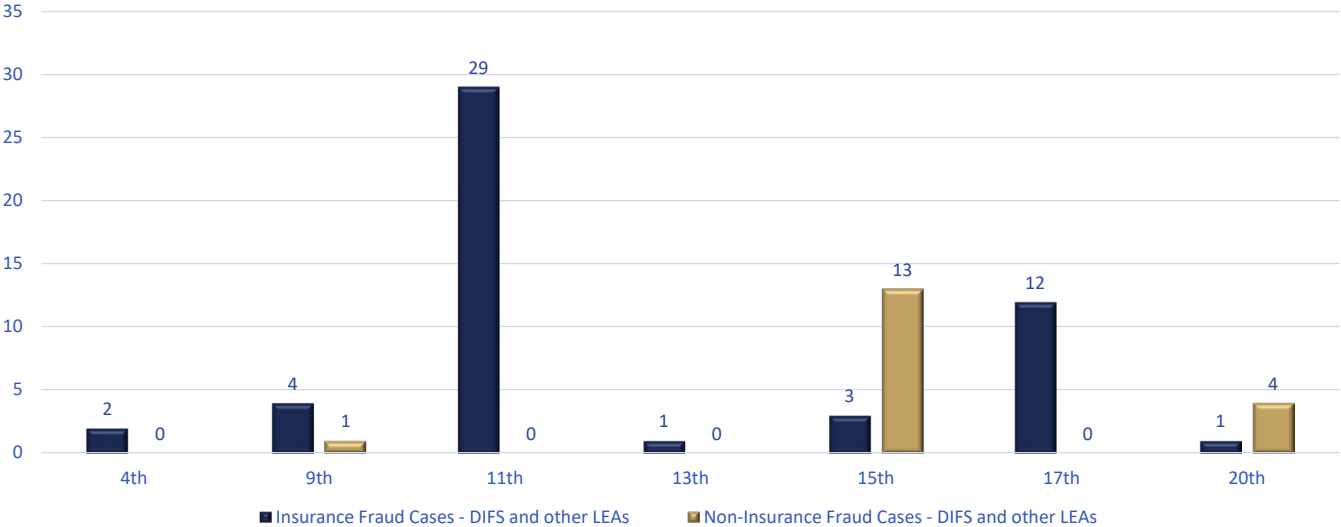


**Due to a change in personnel, the third and fourth quarter numbers for one funded attorney position were all reported in the 4th quarter*

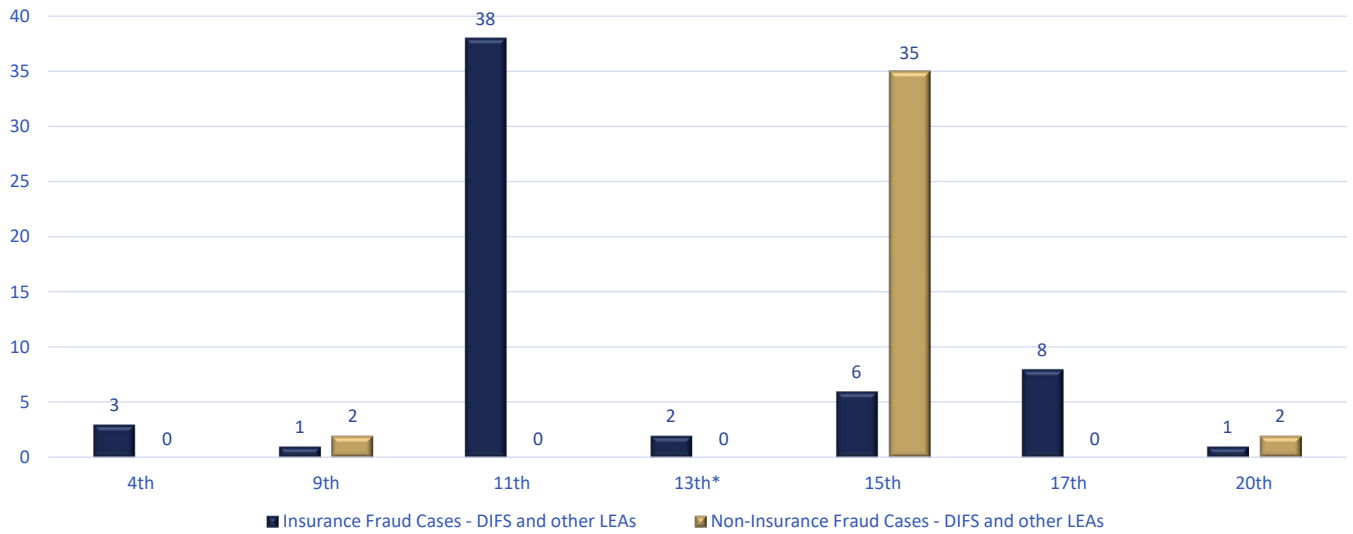
Cases in Diversion in the 1st Quarter



Cases in Diversion in the 2nd Quarter

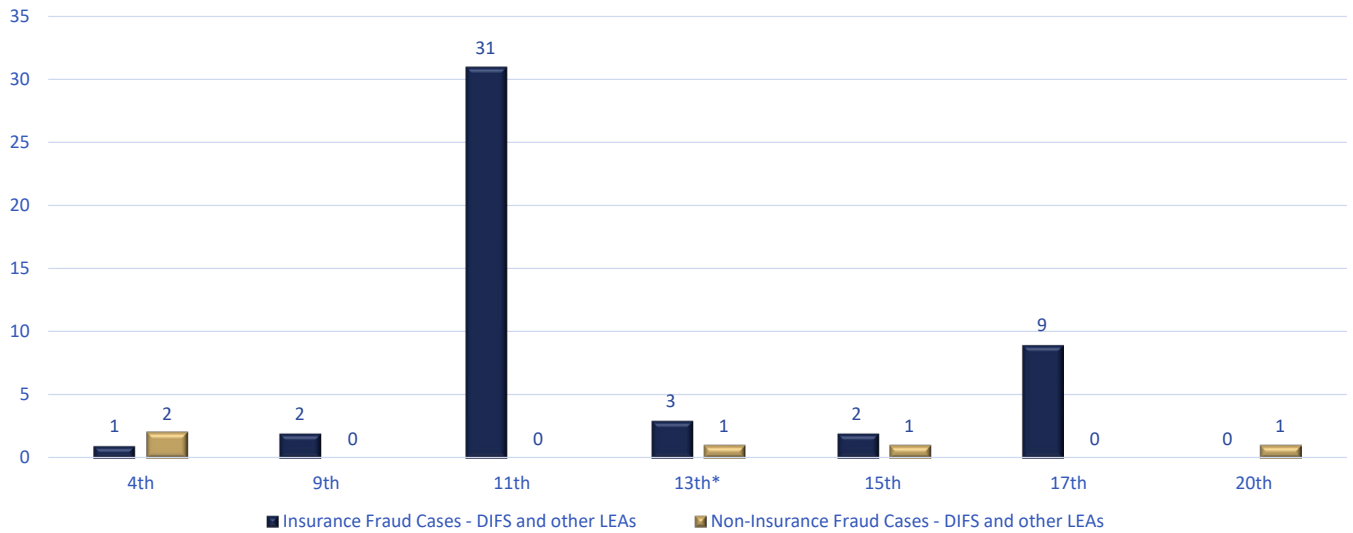


Cases in Diversion in the 3rd Quarter



**Due to a change in personnel, the third and fourth quarter numbers for one funded attorney position were all reported in the 4th quarter*

Cases in Diversion in the 4th Quarter



**Due to a change in personnel, the third and fourth quarter numbers for one funded attorney position were all reported in the 4th quarter*

**FLORIDA DEPARTMENT OF FINANCIAL SERVICES
DIVISION OF INVESTIGATIVE AND FORENSIC SERVICES**

200 East Gaines Street
Tallahassee, FL
32399-0318

