



DEDICATED PROSECUTOR STATISTICAL DATA REPORT

FISCAL YEAR 2022/2023



as required by section 626.9896,
Florida Statutes



DEDICATED PROSECUTOR STATISTICAL DATA REPORT

Table of Contents

A Message from the Director.....	2
About the Dedicated Prosecutor Program	3
The Statute Governing the Dedicated Prosecutor Program.....	4
Funding	5
About This Report	6
DIFS Cases Presented for Prosecution to All Florida Circuits.....	7
Circuit Overviews	10
Restitution Amounts Requested and Ordered.....	15
Successful Prosecutions	17
Required Statistical Data by Quarter	19

A Message from the Director

On behalf of Chief Financial Officer Jimmy Patronis, Deputy Chief Financial Officer Julie Jones, and the dedicated staff of the Florida Department of Financial Services, Division of Investigative and Forensic Services (DIFS), I am pleased to present the Fiscal Year 2022-2023 Dedicated Prosecutor Statistical Data Report.

The report includes the statistical data maintained by DIFS on the work performed by its investigators and administrative staff, in combination with the quarterly statistics provided by the prosecutors, paralegals, and investigators working insurance and workers' compensation fraud cases in the seven circuits participating in the Dedicated Insurance Fraud Prosecutor program. The professionals who investigate and prosecute these cases day in and day out are committed to their on-going charge to root out fraud and hold accountable those responsible for it.

The fiscal year brought critical insurance challenges. Property insurance rates continued to rise, with the average Florida homeowner paying three times the national average rate. Hurricane Ian brought 144 casualties and over \$60 billion in insured losses. Its effects continue to be felt, as insurance providers have either left the state or reduced the types of coverage offered while several insurance companies became insolvent. Citizens Property Insurance Corporation, long considered Florida's insurer of last resort, now exceeds 1.2 million policies with an exposure of more than \$550 billion. Insurance fraud and abuse are recognized by the industry and legislature as significant contributing factors to the current conditions.

Florida has not shied away from these challenges. In Fiscal Year 2022-2023, the Florida Legislature built on earlier 2022 insurance reforms with a second Special Session in December 2022, and a 2023 Legislative Session that reduced deadlines for the reporting of insurance claims, required quicker payments from insurers, established requirements for bad faith claims, and regulated public adjuster contracts. Additionally, it authorized the creation of a new DIFS squad dedicated to fighting property and casualty fraud. CFO Jimmy Patronis, along with the men and women of DIFS, continue to make fighting insurance fraud their top priority. DIFS personnel investigated over 3,700 cases in Fiscal Year 2022-2023, resulting in 662 presentations for prosecution and 872 arrests. In the entirety of DIFS cases presented to dedicated prosecutors, the Office of the Statewide Prosecutor, and federal district courts (in conjunction with federal partners) this fiscal year, state and federal courts ordered over \$195.4 million in court ordered restitution for victims of fraud.

Of course, none of this would have been possible without the close working relationships with the industry's Special Investigative Units, local, state, and federal law enforcement partners and regulatory agencies, and as reflected in this report, the work of Florida's 20 State Attorneys Offices and the attorneys in those offices committed to fighting fraud.

Thank you for your continued support and commitment to the fight against insurance fraud.



Simon Blank
Director

About the Dedicated Prosecutor Program

As the law enforcement arm of the Florida Department of Financial Services, the Division of Investigative and Forensic Services (DIFS) is tasked with investigating a wide range of fraudulent and criminal acts, including insurance fraud, workers' compensation fraud, misuse of state funds, and arson. Since prosecuting these crimes requires specialized training and expertise, the Legislature has established the Dedicated Prosecutor Program, which funds the salaries of prosecutors, paralegals, and investigators dedicated solely to prosecuting fraud and related cases within various State Attorney Offices.

The Dedicated Prosecutor Program funds positions in seven of Florida's 20 Judicial Circuits which include the metropolitan areas of Jacksonville, Orlando, Miami, Tampa, West Palm Beach, Ft. Lauderdale, and Ft. Myers. The program funds a total of 29 positions, of which 16 are dedicated prosecutors and 13 are paralegals or investigators. In total, the Legislature allocated \$2,716,481 for funded positions in the Dedicated Prosecutor Program in fiscal year 2022-2023.

Pursuant to section 626.9896, Florida Statutes, each dedicated prosecutor is required to provide the Department with quarterly data, including the number of cases filed, cases closed since the last quarterly report, cases pending filing, cases currently in diversion or pretrial intervention (PTI), and cases in which the Assistant State Attorney (ASA) provided investigative assistance.

As this report shows, the valued partnership between DIFS and the various participating State Attorneys' Offices has been successful in dismantling numerous fraud schemes and criminal enterprises, fighting financial fraud, reducing government abuse and waste, and holding accountable those who commit fraud and take advantage of Florida's citizens and businesses.

The Statute Governing the Dedicated Prosecutor Program

626.9896, Florida Statutes
Dedicated insurance fraud prosecutors.

The department shall collect data from each state attorney office that receives an appropriation to fund attorneys and paralegals dedicated solely to the prosecution of insurance fraud cases and report on the use of such funds. The data must be submitted by the state attorneys to the Division of Investigative and Forensic Services on the last day of each calendar quarter beginning September 30, 2017, and quarterly thereafter. Data must be submitted for each attorney funded by the appropriation and grouped by case type, including Division of Investigative and Forensic Services insurance fraud cases, other insurance fraud cases, and cases not involving insurance fraud. For each type of case, the data must include the number of cases in which an information has been filed; the number of cases pending at pretrial or intake; the number of cases in which the attorney is assisting in the investigation; the number of cases closed or disposed of during the prior quarter; the disposition of the cases closed during the prior quarter; and the number of cases currently pending in a pretrial diversion program.

The Division of Investigative and Forensic Services must report the data collected pursuant to subsection (1) for the year ending June 30, to the Executive Office of the Governor, the Speaker of the House of Representatives, and the President of the Senate by September 1, 2018, and annually thereafter.

Funding

For fiscal year 2022-2023, the Legislature appropriated a total of \$2,716,481 to fund positions in the Dedicated Prosecutor Program. The appropriation designated \$2,010,706 to prosecuting general insurance fraud cases and \$705,775 to prosecuting workers' compensation fraud cases. The appropriated funds were allocated to the seven State Attorneys' Offices listed below. The General Appropriations Act provided for the following distribution:

Judicial Circuit	Metropolitan Location	Number of Funded Prosecutors	Number of Funded Paralegals and Investigators	Total Number of Funded Positions
4th	Jacksonville	2	1	3
9th	Orlando	2	3	5
11th	Miami	5	2	7
13th	Tampa	2	2	4
15th	West Palm Beach	2	2	4
17th	Ft. Lauderdale	2	2	4
20th	Ft. Myers	1	1	2
TOTALS		16	13	29

About This Report

This report is a compilation of the mandatorily reported data received from dedicated prosecutors each quarter and statistical data extracted by DIFS from its own case records. Data maintained by DIFS includes statistics for all judicial circuits, not just those with dedicated prosecutors. The inclusion of both data types allows for statistical comparisons between circuits with and without dedicated prosecutors in addition to statistical comparisons between circuits with dedicated positions. All graphs and charts indicate the source of their information; DIFS or the dedicated prosecutors.

A review of the information included in this report allows the reader to see where DIFS insurance fraud cases are being presented and successfully prosecuted. Comparisons between dedicated circuits reveal where dedicated positions are most focused on insurance fraud prosecutions as compared to other crime types.

Lastly, the definition section below is provided to assist the reader in understanding terms used throughout the report.

Definitions and Descriptions:

- **Case:** An individual charged with a crime or crimes; each defendant in a multi-defendant case is considered a separate “case”
- **Declination Report:** A report that a prosecutor submits when she or he declines a presentation for prosecution
- **LEA:** Law Enforcement Agency
- **PIP:** Personal Injury Protection
- **Presentation:** The act of a law enforcement officer providing information to a prosecutor so that the prosecutor may consider the case for prosecution. Submission of a formal package containing an investigation.
- **Successful Prosecution:** The case has been resolved by conviction, plea agreement, or successful diversion or Pre-Trial Intervention (PTI). These prosecutions often involve cases presented in previous years.
- **WC:** Workers’ Compensation
- **IF:** Insurance Fraud

DIFS Cases Presented for Prosecution in All Florida Circuits

The Division of Investigative and Forensic Services is charged with investigating a variety of criminal acts in the State of Florida. Within the Division, the Bureau of Workers' Compensation Fraud and the Bureau of Insurance Fraud are primarily responsible for insurance related fraud investigations.

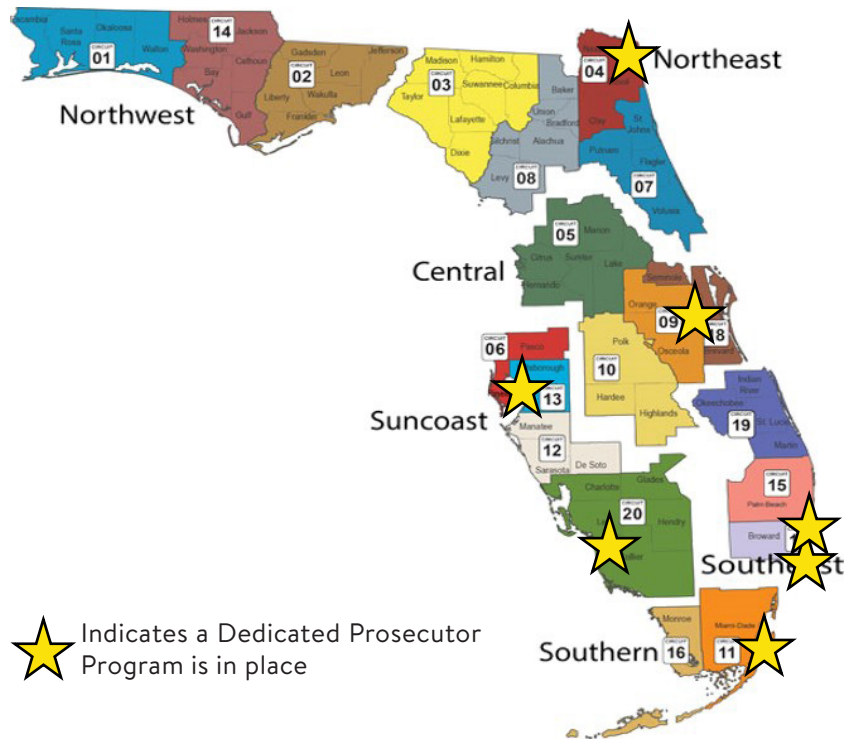
Detectives in the Bureau of Workers' Compensation Fraud investigate violations of Florida's Workers' Compensation laws including unlicensed contractors, false or exaggerated injury claims, presenting improper identification to obtain work, and a variety of premium fraud schemes. These cases are often worked in concert with other state and local law enforcement agencies.

The Bureau of Insurance Fraud investigates alleged acts of insurance fraud that are not categorized under workers' compensation including licensee, healthcare, application, vehicle, homeowners, commercial, disability, and life insurance fraud. Within these categories are organized schemes to defraud the public and insurers, insolvency of insurance companies due to internal fraud, criminal activity by unauthorized entities illegally doing business in Florida, and viatical related fraud.

Statewide, DIFS presented 662 cases to prosecutors in Fiscal Year 2022-2023. Of those, 61% of the cases were presented to circuits with dedicated prosecutors. These presentations represent \$58,238,535.66 in restitution requested on behalf of victims. By close of the fiscal year, 180 cases were in closed status with a final disposition and 375 cases were in open status awaiting a final disposition.

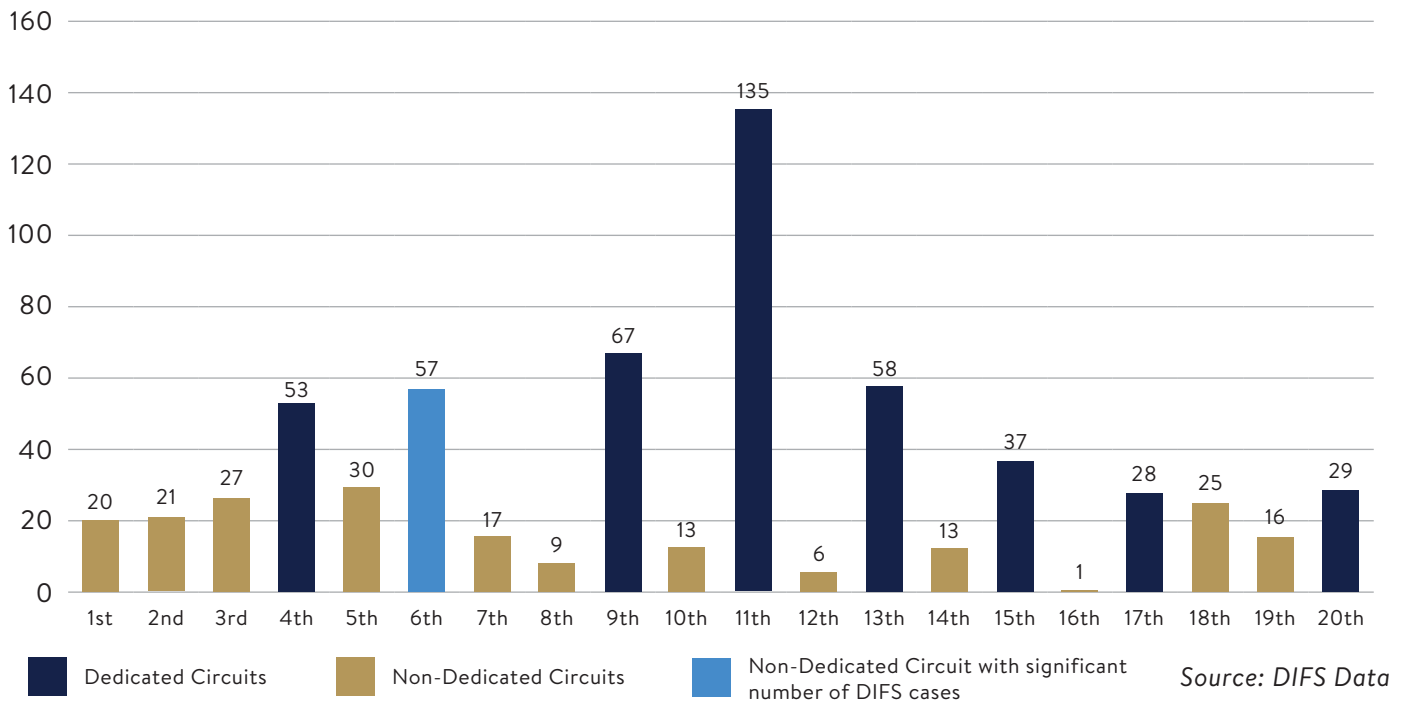
Fiscal Year 2022-2023 saw Florida's Circuit Courts order a total of \$195,423,454.58 in restitution to be paid by defendants to compensate victims for their losses, including \$169,465,111.33 in restitution ordered by Florida's federal district courts.

- Dedicated Circuits**
- 4th:** Jacksonville
 - 9th:** Orlando
 - 11th:** Miami
 - 13th:** Tampa
 - 15th:** Palm Beach
 - 17th:** Ft. Lauderdale
 - 20th:** Ft. Myers



The following two pages display the total number of case presentations per individual circuit, a breakdown of those cases by type and circuit, the number of presented cases in which prosecutors declined to file charges and the number of successful prosecutions of DIFS cases in all circuits. The data for these two pages were obtained from DIFS records.

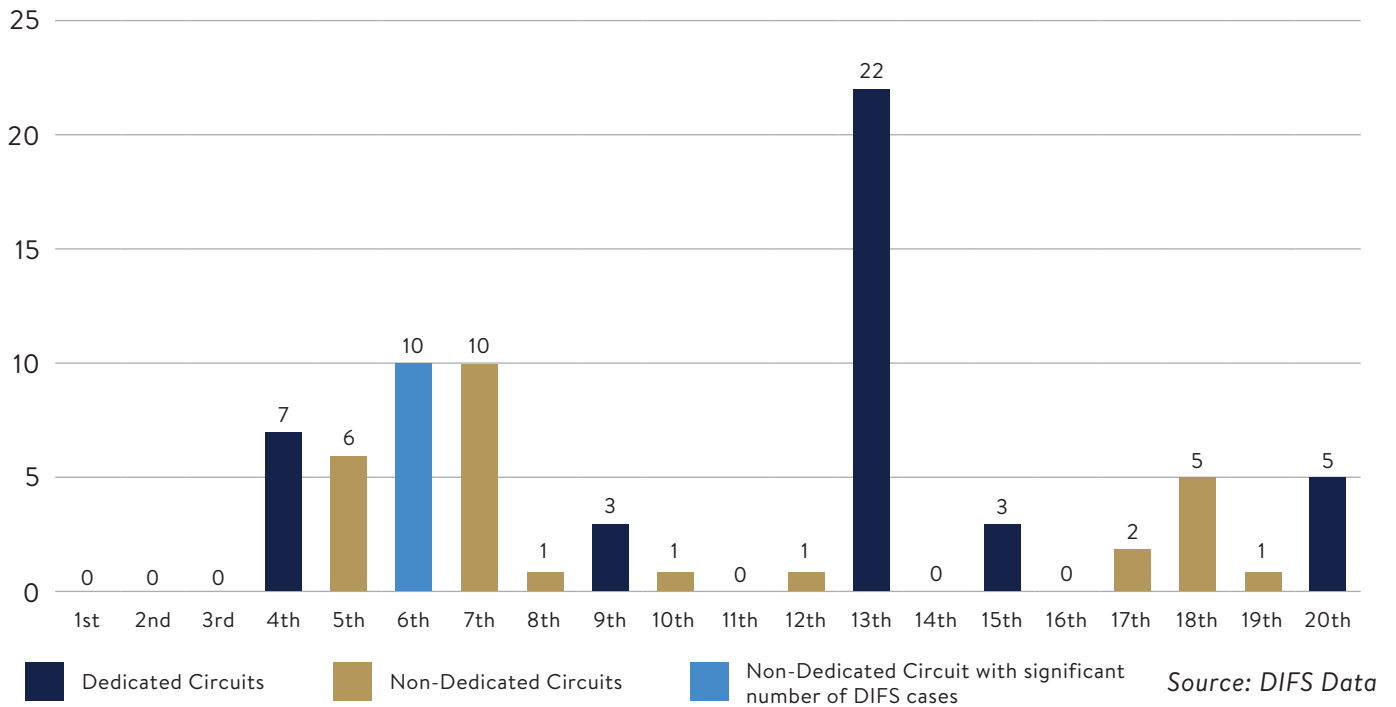
Total Fraud Case Presentations By DIFS to All Circuits (662 Total)



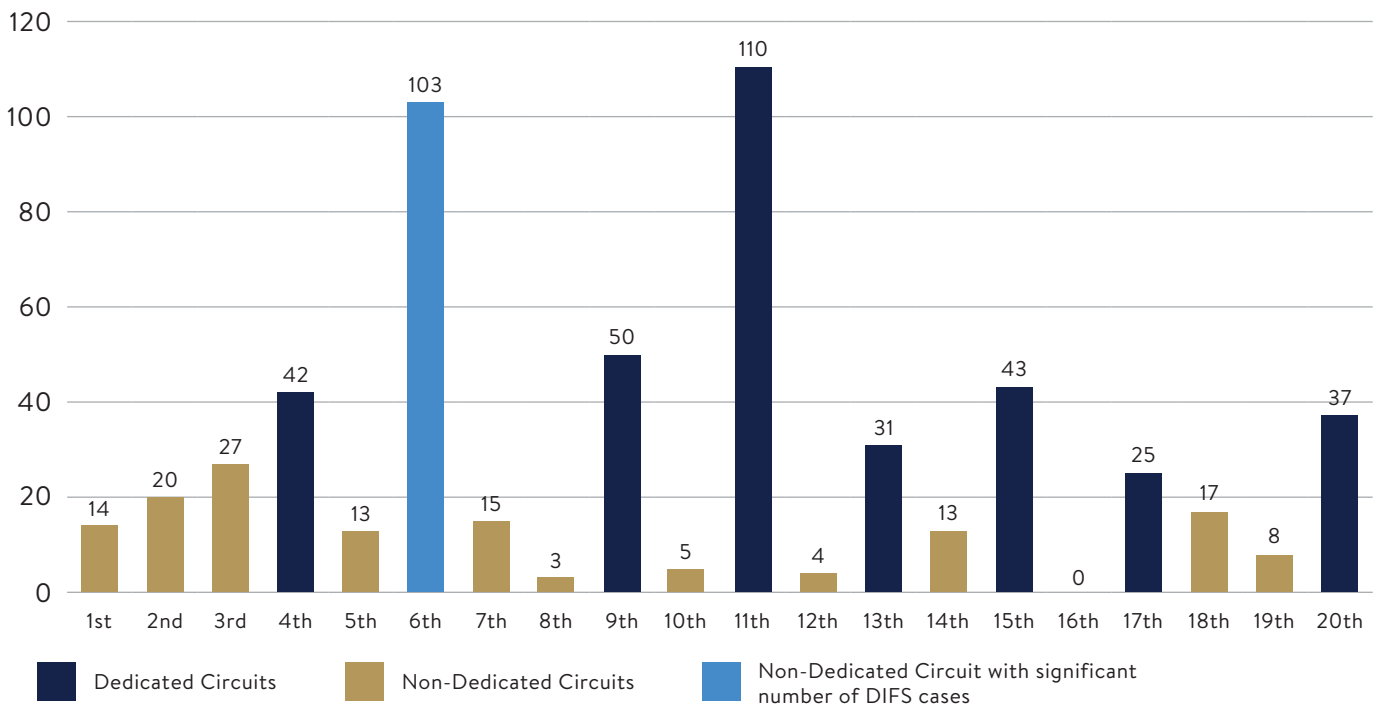
DIFS Presentations Sorted by Case Type and Circuit

Circuit	WC	PIP	Homeowners	Vehicle	Healthcare	Licensee	Other	Grand Total	%
1st	7	1	3	4	2	1	2	20	3.0%
2nd	2		2	8	1		8	21	3.2%
3rd	17	1	1	3	4		1	27	4.1%
4th (Jacksonville)	11	1	6	24	2	3	6	53	8.0%
5th	3	3	10	7	3	1	3	30	4.5%
6th (Pinellas & Pasco)	27	2	20	1	2	2	3	57	8.6%
7th	3		7	5	1		1	17	2.6%
8th	2		1	1	2		3	9	1.4%
9th (Orlando)	18	12	13	14	2	1	7	67	10.1%
10th		1	9	3				13	2.0%
11th (Miami)	31	82	6	1	8	6	1	135	20.4%
12th	1	1	3	1				6	0.9%
13th (Tampa)	13	12	13	8	3	4	5	58	8.8%
14th	4		3	2			4	13	2.0%
15th (Palm Beach)	16	2	1	5	9	1	3	37	5.6%
16th	1							1	0.2%
17th (Ft. Lauderdale)	11	3	5			8	1	28	4.2%
18th	2	6	7	5	1		4	25	3.8%
19th	7	2	4	3				16	2.4%
20th (Ft. Myers)	8	1	4	10	1	2	3	29	4.4%
Grand total	184	130	118	105	41	29	55	662	100.0%

Total Declinations of DIFS Cases Fraud By All Circuits (77 Total)



Successful Prosecutions of DIFS Fraud Cases By All Circuits (580 Total)



Source: DIFS Data.
Successful prosecutions include cases presented and filed during prior fiscal years.

Circuit Overviews

The following eight circuit overviews highlight individual circuits' statistical information. Pie charts display the aggregate data reported for all quarters of Fiscal Year 2022-2023 by the dedicated prosecutors.

Table charts show the data captured by DIFS during the same time period.

4th Circuit: Jacksonville

- 2 Funded Prosecutors
- 1 Paralegal/Investigator

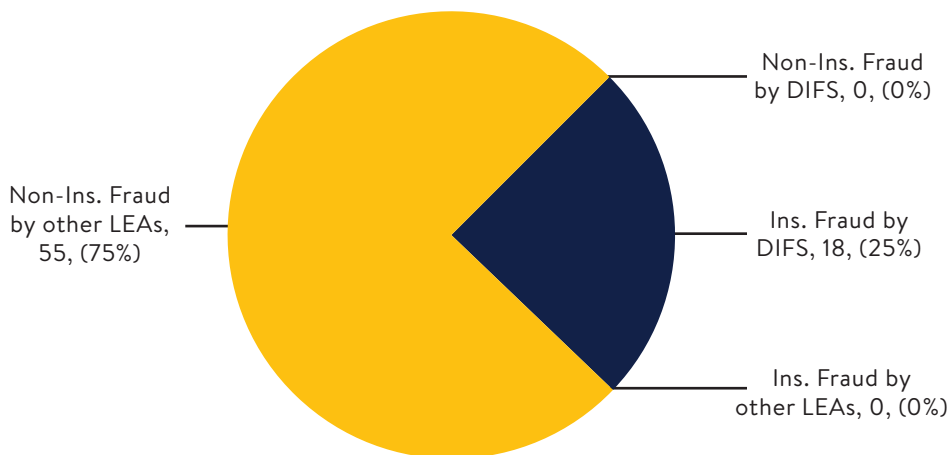
Dedicated Prosecutors Reported:

- 18 Successful DIFS Prosecutions
- 6 Average Successful Prosecutions Per Funded Positions

DIFS Data

Presentation Type	No. Presented
Workers' Compensation Fraud	11
Personal Injury Protection Fraud	1
Vehicle Fraud	24
Healthcare Fraud	2
Homeowners Fraud	6
Licensee Fraud	3
Other Types of Fraud	6
Total Presentations	53
Total declinations	7
Declination Rate	13%

Successful Prosecutions by Dedicated Prosecutors



The Ninth Circuit has 3 dedicated prosecutor positions as well as an additional attorney prosecuting insurance fraud who is not funded by the Dedicated Prosecutor Program appropriation. Statistics for the unfunded prosecutor position were provided voluntarily and are included in the separate chart so that the full insurance fraud prosecution efforts of the Ninth Circuit is reflected in the report.

9th Circuit Dedicated Prosecutors: Orlando

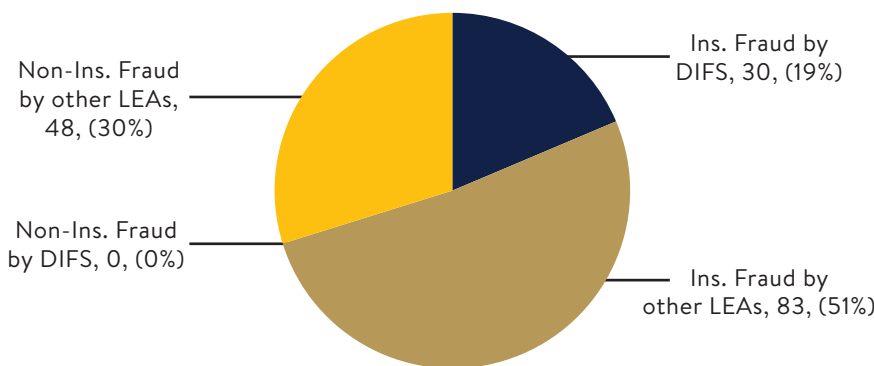
- 3 Funded Prosecutors
- 2 Legal Assistants

Dedicated Prosecutors Reported:

- 35 Successful DIFS Prosecutions
- 7 Average Successful Prosecutions Per Funded Position

DIFS Data	
Presentation Type	No. Presented
Workers' Compensation Fraud	18
Personal Injury Protection Fraud	12
Vehicle Fraud	14
Healthcare Fraud	2
Homeowners Fraud	13
License Fraud	1
Other Types of Fraud	7
Total Presentations	67
Total Declinations	3
Declination Rate	4%

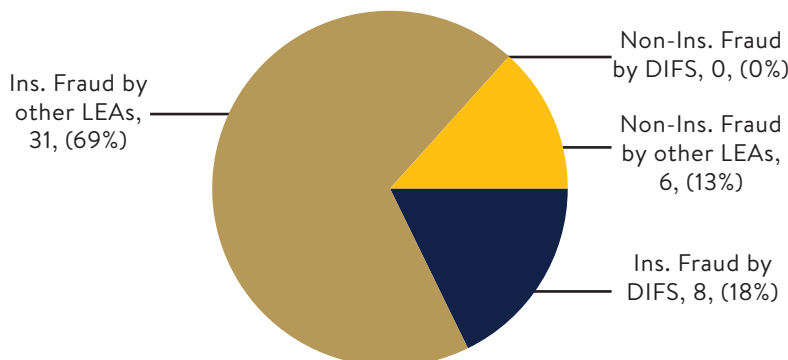
Successful Prosecutions by Dedicated Prosecutors



9th Circuit Unfunded Prosecutor: Orlando

- The 9th Circuit has 1 IF prosecutor **NOT FUNDED** by the Dedicated Prosecutor Program. The prosecutor voluntarily submitted the same quarterly data as the funded dedicated prosecutors.
- The following chart contain aggregate data for the 1 unfunded position and shows 8 successful DIFS prosecutions.
- These statistics along with those provided by funded prosecutors represents the full efforts of the 9th Circuit.

FY 2022-23 9th Circuit Unfunded Prosecutor Data		
Cases Filed	Insurance Fraud Cases	45
	Non-Insurance Fraud Cases	15
Cases Pending a Prosecution	Insurance Fraud Cases	41
	Non-Insurance Fraud Cases	19
Cases Where Position Provided Substantial Investigative Assistance	Insurance Fraud Cases	9
	Non-Insurance Fraud Cases	2
Cases Closed (All Disposition Types)	Insurance Fraud Cases	62
	Non-Insurance Fraud Cases	15
Cases in Diversion	Insurance Fraud Cases	0
	Non-Insurance Fraud Cases	0



11th Circuit: Miami

- 5 Funded Prosecutors*
- 2 Paralegals/Investigators

*The 11th Circuit reports a total of 8 funded positions. The GAA allocates 7 positions. This report reflects the data provided on 8 positions

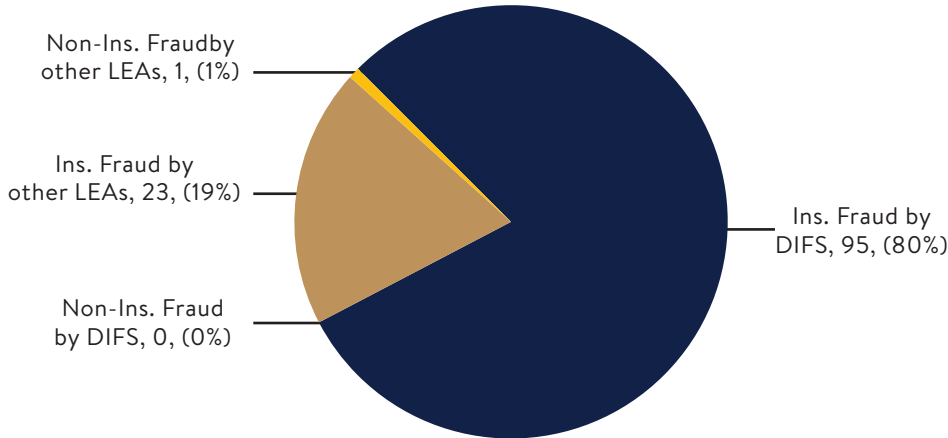
Dedicated Prosecutors Reported:

- 95 Successful DIFS Prosecutions
- 13.5 Average Successful Prosecutions Per Funded Position

DIFS Data

Presentation Type	No. Presented
Workers Compensation Fraud	31
Personal Injury Protection Fraud	82
Vehicle Fraud	1
Healthcare Fraud	8
Homeowners Fraud	6
Licensee Fraud	6
Other Types of Fraud	1
Total Presentations	135
Total declinations	0
Declination Rate	0%

Successful Prosecutions by Dedicated Prosecutors



13th Circuit: Tampa

- 2 Funded Prosecutors*
- 2 Paralegals/Investigators

*This Circuit has 1 dedicated IF prosecutor who is in an unfunded position. Their data is not included with the reported statistics.

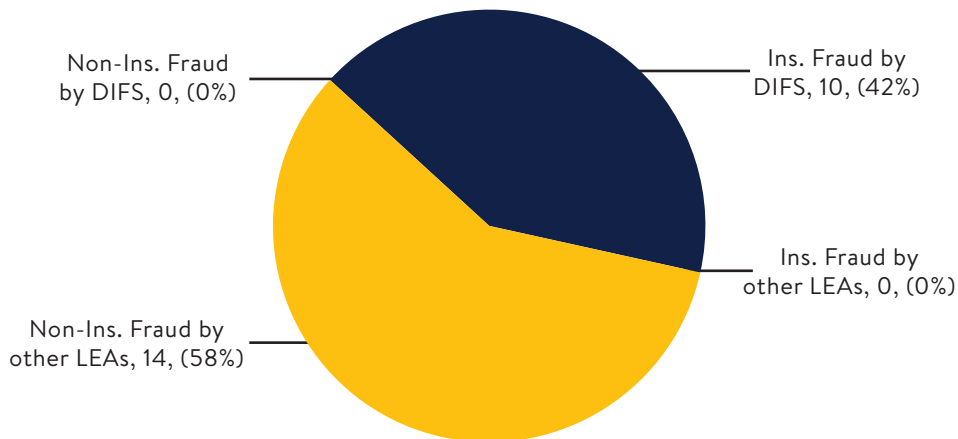
Dedicated Prosecutors Reported:

- 10 Successful DIFS Prosecutions
- 2.5 Average Successful Prosecutions Per Funded Position

DIFS Data

Presentation Type	No. Presented
Workers Compensation Fraud	13
Personal Injury Protection Fraud	12
Vehicle Fraud	8
Healthcare Fraud	3
Homeowners Fraud	13
Licensee Fraud	4
Other Types of Fraud	5
Total Presentations	58
Total declinations	22
Declination Rate	38%

Successful Prosecutions by Dedicated Prosecutors



15th Circuit: West Palm Beach

- 2 Funded Prosecutors
- 2 Legal Assistants/Secretaries

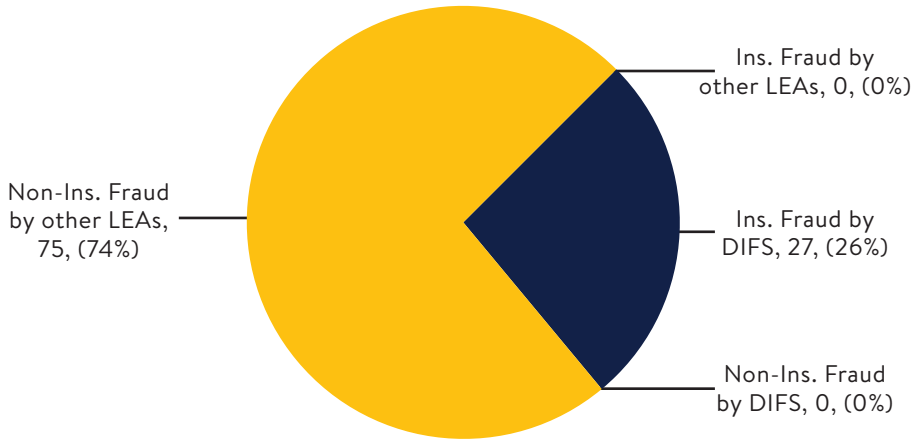
Dedicated Prosecutors Reported:

- 27 Successful DIFS Prosecutions
- 6.75 Average Successful Prosecutions Per Funded Position

DIFS Data

Presentation Type	No. Presented
Workers Compensation Fraud	13
Personal Injury Protection Fraud	2
Vehicle Fraud	5
Healthcare Fraud	9
Homeowners Fraud	1
Licensee Fraud	1
Other Types of Fraud	3
Total Presentations	37
Total declinations	3
Declination Rate	8%

Successful Prosecutions by Dedicated Prosecutors



17th Circuit: Ft. Lauderdale

- 2 Funded Prosecutors
- 2 Paralegals/Investigators

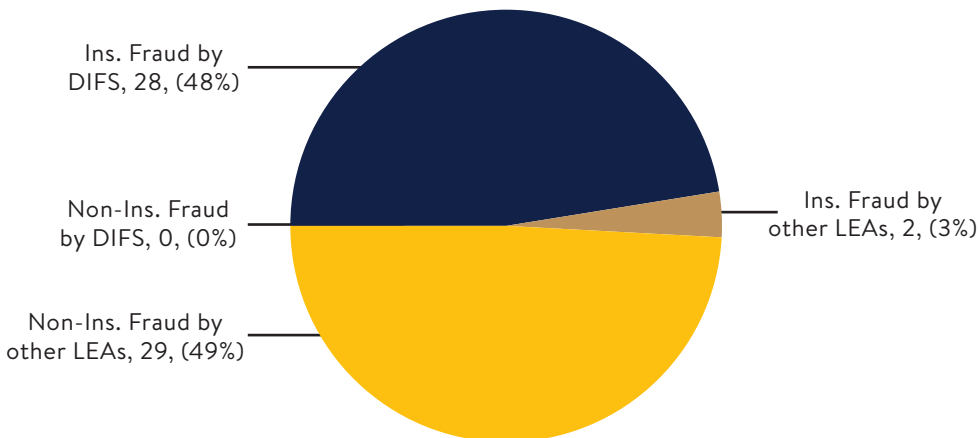
Dedicated Prosecutors Reported:

- 28 Successful DIFS Prosecutions
- 7 Average Successful Prosecutions Per Funded Position

DIFS Data

Presentation Type	No. Presented
Workers Compensation Fraud	11
Personal Injury Protection Fraud	3
Homeowners Fraud	5
Licensee Fraud	8
Other Types of Fraud	1
Total Presentations	28
Total declinations	2
Declination Rate	7%

Successful Prosecutions by Dedicated Prosecutors



20th Circuit: Ft. Myers

- 1 Funded Prosecutor
- 1 Paralegals/Investigator

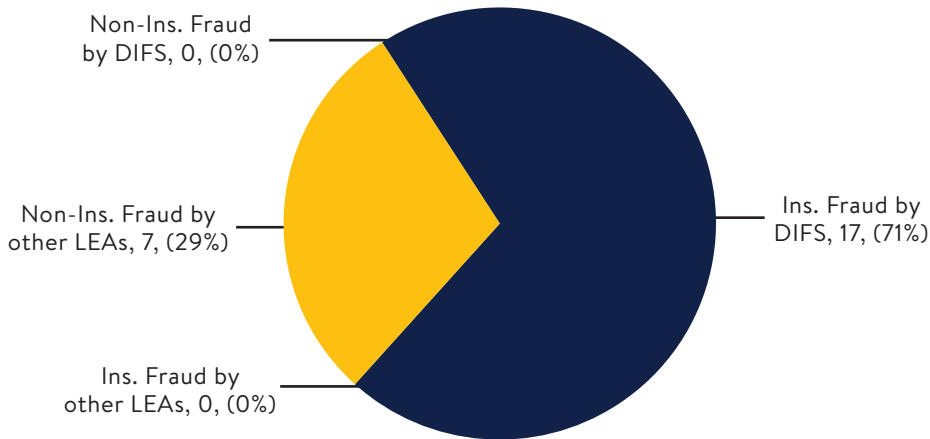
Dedicated Prosecutors Reported:

- 17 Successful DIFS Prosecutions
- 8.5 Average Successful Prosecutions Per Funded Position

DIFS Data

Presentation Type	No. Presented
Workers Compensation Fraud	8
Personal Injury Protection Fraud	1
Vehicle Fraud	10
Healthcare Fraud	1
Homeowners Fraud	4
Licensee Fraud	2
Other Types of Fraud	3
Total Presentations	29
Total declinations	5
Declination Rate	17%

Successful Prosecutions by Dedicated Prosecutors



6th Circuit: St. Petersburg (A Non-Dedicated Circuit)

Although not part of the Dedicated Prosecutor Program, the Sixth Circuit prosecuted a significant number of DIFS workers' compensation fraud investigations. That data is included as well.

In Fiscal Year 2022-2023, DIFS presented 57 cases for prosecution to the Sixth Circuit, which constitutes 8.6% of all DIFS presentations.

Cases include 27 workers' compensation fraud presentations resulting from special operations that involved the combined efforts of DIFS, Pinellas County Sheriff's Office, and Pinellas County Consumer Services.

The Sixth Circuit achieved 103 successful prosecutions during the fiscal year.

DIFS Data

Presentation Type	No. Presented
Workers' Compensation Fraud	27
Personal Injury Protection Fraud	2
Vehicle Fraud	1
Healthcare Fraud	2
Homeowners Fraud	20
Licensee Fraud	2
Other Types of Fraud	3
Total Presentations	57
Total declinations	10
Declination Rate	18%


Restitution Amounts Requested and Ordered

Many of the crimes investigated by DIFS agents include a significant financial loss to crime victims. Where applicable, DIFS requests that prosecutors seek restitution on a victim's behalf during prosecution of the case. During Fiscal Year 2022-2023, DIFS requested \$24,512,604.92 in restitution in cases presented to the dedicated prosecutor circuits. Additionally, during this fiscal year, Florida Courts ordered \$8,376,667.17 in restitution in cases resolved by dedicated prosecutors during that time. In the entirety of the DIFS cases presented to dedicated prosecutors, other judicial circuits, the Office of the Statewide Prosecutor and federal district courts (in conjunction with federal partners) during the fiscal year, a total of \$58,238,535.66 in restitution was requested. Florida state and federal courts ordered a total of \$195,423,454.58 to be paid in restitution on DIFS cases resolved in Fiscal Year 2022-2023.

Restitution Requested on Dedicated Prosecutor Cases

Restitution requested indicates the restitution amounts requested on cases presented to Dedicated Prosecutors during the fiscal year.

Dedicated Prosecutor Circuits	Restitution Requested Amount
4th	\$1,248,030.39
9th	\$4,433,731.40
11th	\$8,943,819.27
13th	\$1,414,592.54
15th	\$4,909,146.98
17th	\$3,105,402.10
20th	\$457,882.24
Total	\$24,512,604.92

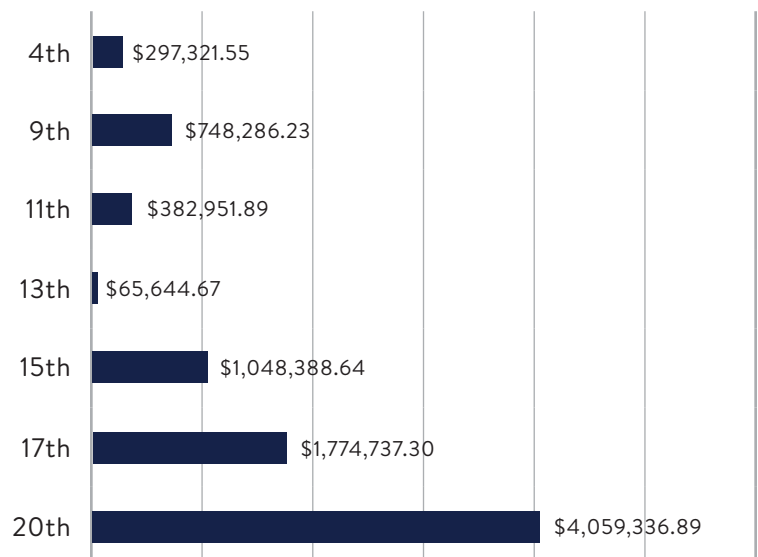


Source: DIFS Data

Restitution Ordered on Dedicated Prosecutor Cases

Restitution ordered will always include restitution amounts that were requested on cases that may have been presented in prior fiscal years but resolved during the current one.

Dedicated Prosecutor Circuits	Restitution Ordered Amount
4th	\$297,321.55
9th	\$748,286.23
11th	\$382,951.89
13th	\$65,644.67
15th	\$1,048,388.64
17th	\$1,774,737.30
20th	\$4,059,336.89
Total	\$8,376,667.17



Source: DIFS Data. Numbers include cases filed in prior fiscal years that were resolved in Fiscal Year 2022-2023.

These tables depict Restitution Requested and Restitution Ordered on all DIFS Cases.

Restitution Requested on all DIFS Cases

Circuit	Restitution Requested Amount
1st	\$5,076,055.99
2nd	\$619,890.71
3rd	\$116,764.58
4th	\$1,248,030.39
5th	\$2,207,906.56
6th	\$952,822.31
7th	\$280,772.27
8th	\$2,925.00
9th	\$4,433,731.40
10th	\$49,183.06
11th	\$8,943,819.27
12th	\$18,306.23
13th	\$1,414,592.54
14th	\$188,894.69
15th	\$4,909,146.98
16th	\$0.00
17th	\$3,105,402.10
18th	\$45,233.02
19th	\$320,556.32
20th	\$457,882.24
FEDERAL-MIDDLE DISTRICT OF FLORIDA	\$22,909,559.00
STATEWIDE PROSECUTOR (9TH)	\$937,061.00
Grand Total	\$58,238,535.66

Source: DIFS Data

*Restitution ordered will include restitution amounts that were requested on cases presented during a prior fiscal year, but resolved during the current fiscal year.

Restitution Ordered on all DIFS Cases*

Circuit	Restitution Ordered Amount
1st	\$7,182.59
2nd	\$82,832.25
3rd	\$25,025.00
4th	\$297,321.55
5th	\$1,187,128.00
6th	\$7,918,978.86
7th	\$280,022.87
8th	\$18,770.50
9th	\$748,286.23
10th	\$5,077.62
11th	\$382,951.89
12th	\$6,660.34
13th	\$65,644.67
14th	\$15,924.16
15th	\$1,048,388.64
16th	\$0.00
17th	\$1,774,737.30
18th	\$28,850.66
19th	\$249,606.60
20th	\$4,059,336.89
FEDERAL-MIDDLE DISTRICT OF FLORIDA	\$16,454,059.30
FEDERAL - NORTHERN DISTRICT OF FLORIDA	\$8,340,153.34
FEDERAL-SOUTHERN DISTRICT OF FLORIDA	\$144,670,898.69
STATEWIDE PROSECUTOR (6TH)	\$272,080.80
STATEWIDE PROSECUTOR (9TH)	\$23,594.50
STATEWIDE PROSECUTOR (13TH)	\$4,237,759.50
STATEWIDE PROSECUTOR (19TH)	\$3,222,181.83
Grand Total	\$195,423,454.58

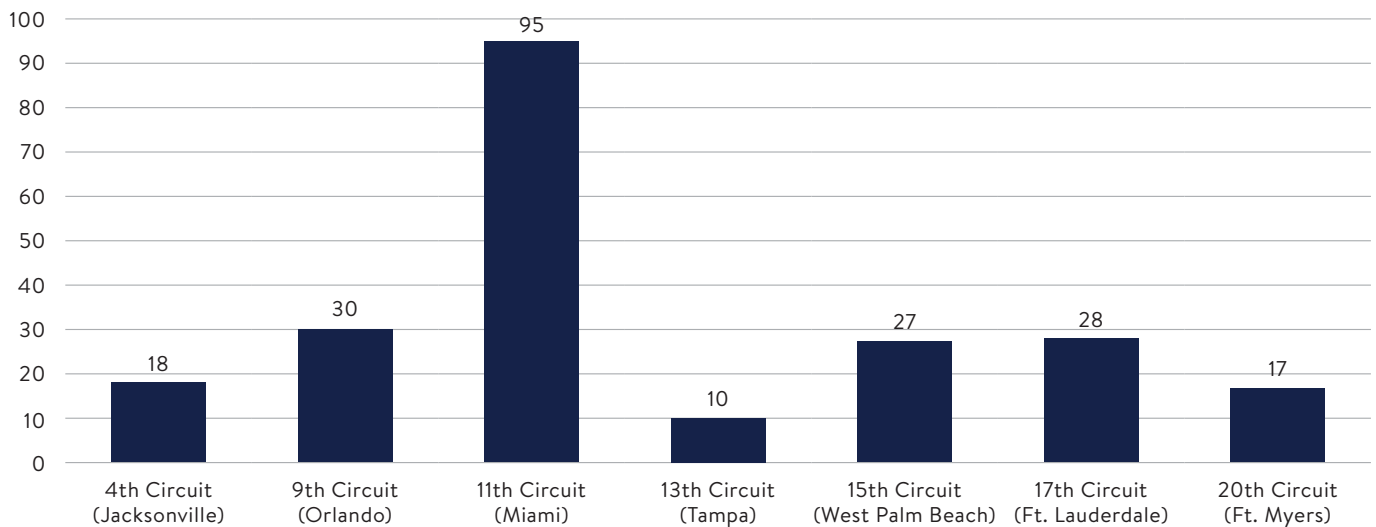
Source: DIFS Data

Successful Prosecutions

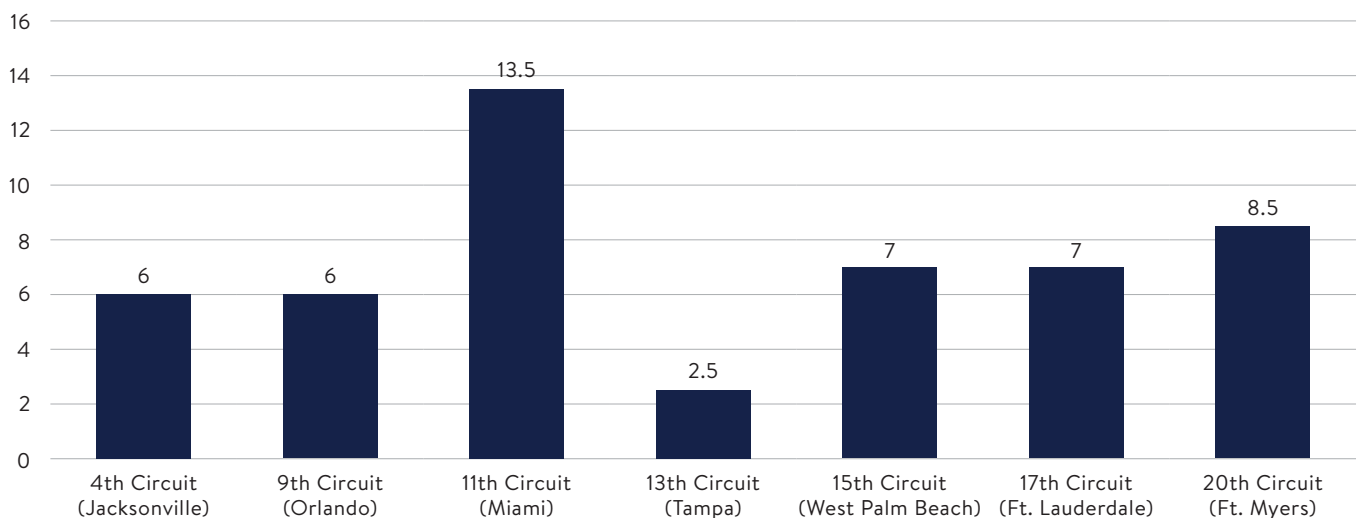
The following three graphs illustrate the number of successful prosecutions of DIFS cases by dedicated prosecutors separated by circuit, the average number of successful prosecutions of DIFS cases by funded positions, and the number of insurance fraud contrasted with other crime types successfully prosecuted during the fiscal year.

The data in these graphs was obtained from the quarterly reports submitted by dedicated prosecutors.

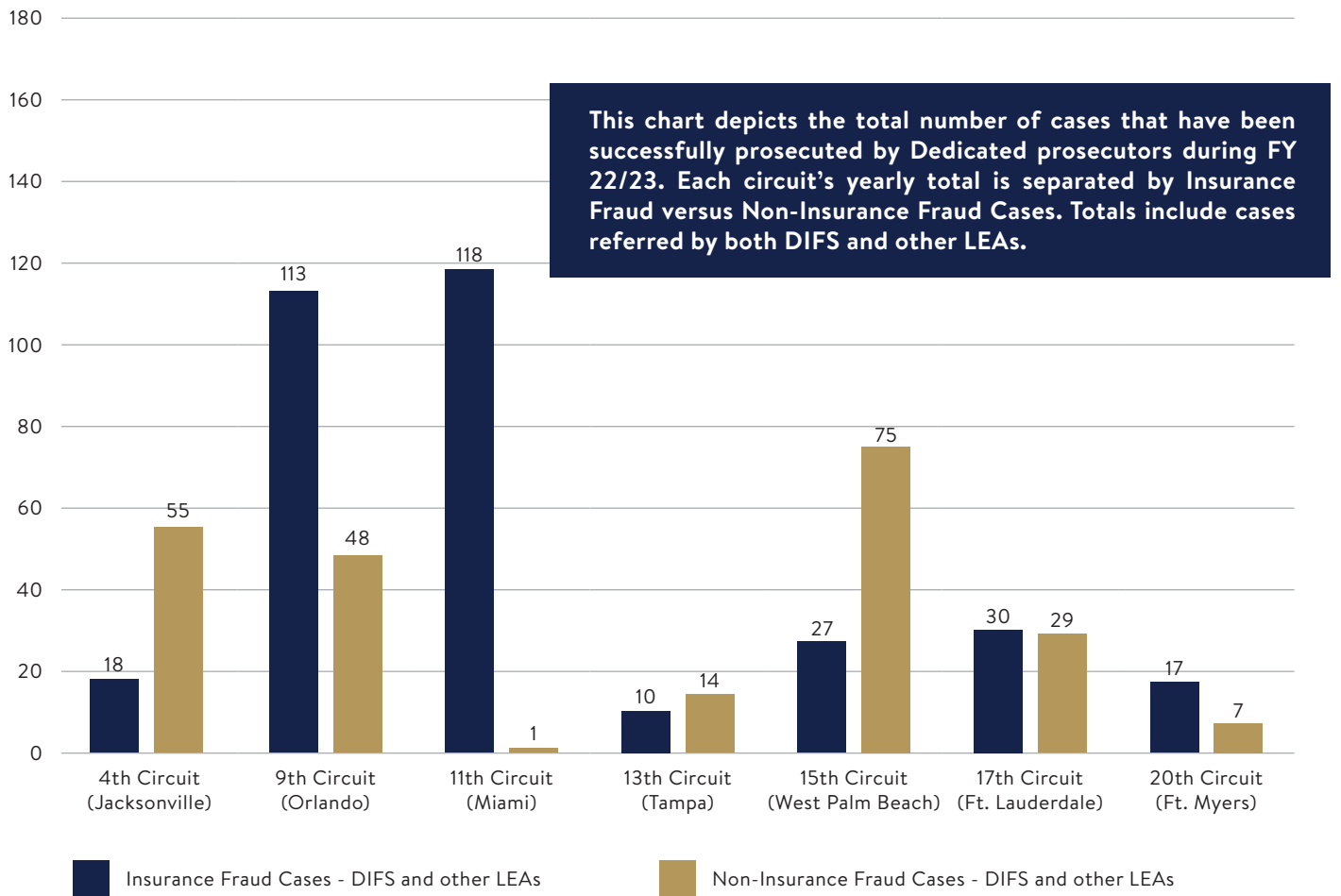
Successful Prosecutions of DIFS Insurance Fraud Cases by Dedicated Prosecutors (Total 225)



Average Number of Successful Prosecutions of DIFS Insurance Fraud Cases Per Funded Position



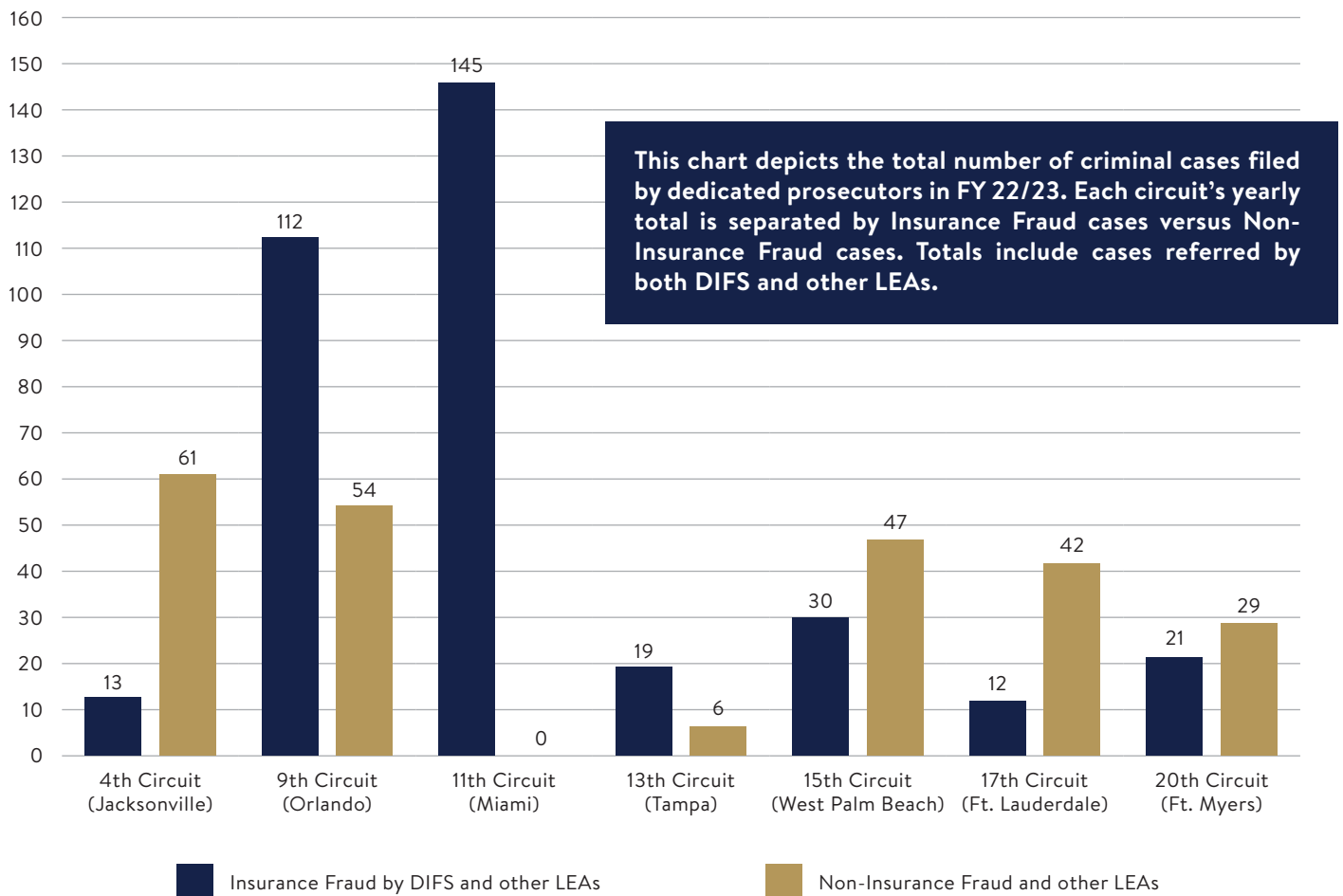
Successful Prosecutions All Case Types - DIFS And Other LEAs



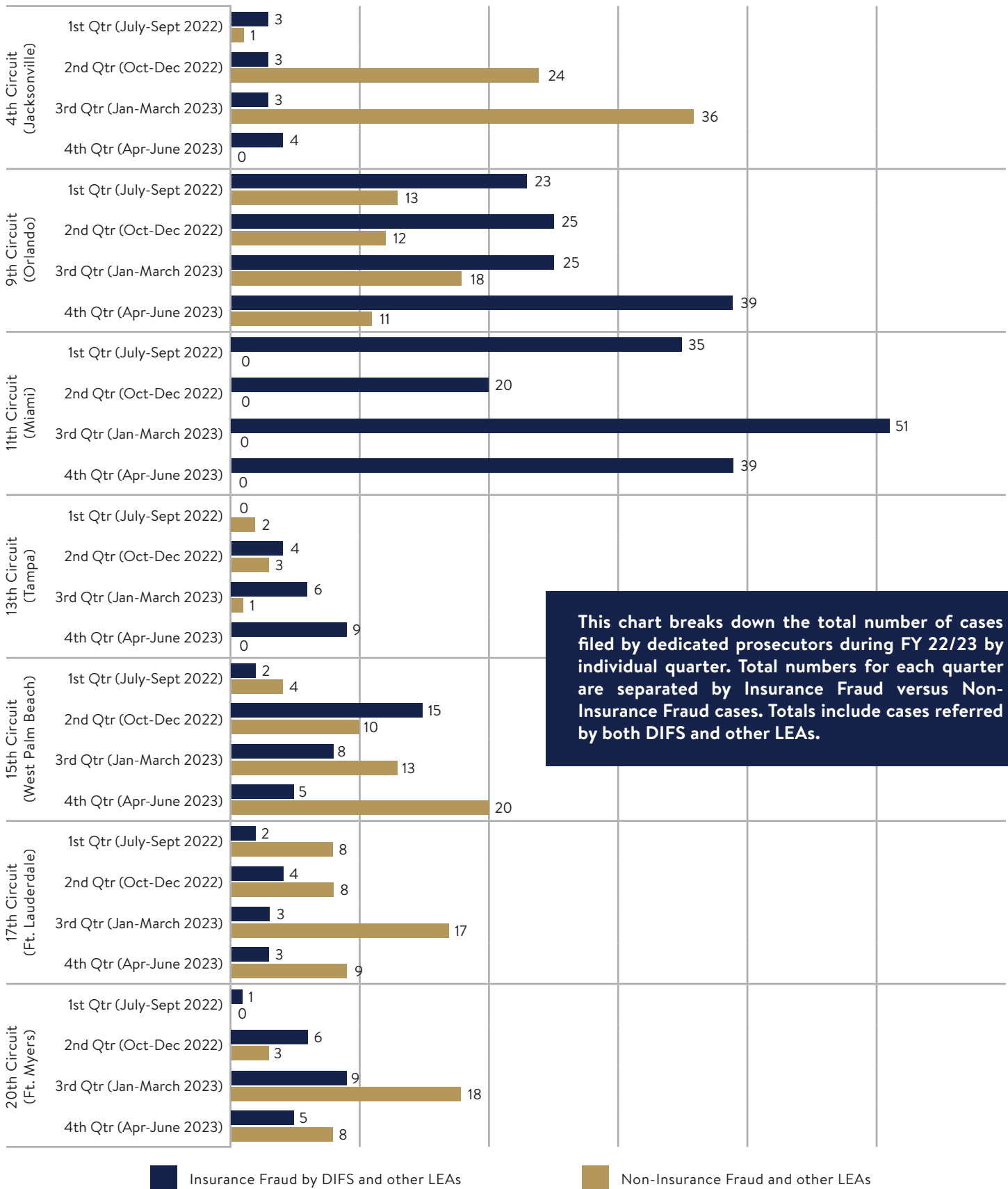
Required Statistical Data by Quarter

The following graphs display the statutorily required reported data: cases filed, cases closed, cases pending a filing decision, cases in which a prosecutor provided substantial investigative assistance, and cases in diversion for each of the circuits participating in the Dedicated Prosecutor Program. The data in these graphs was obtained from the quarterly reports submitted by dedicated prosecutors and is presented by quarter with a yearly total. Cases in these three data groups are fluid and may remain in a given status across multiple quarters.

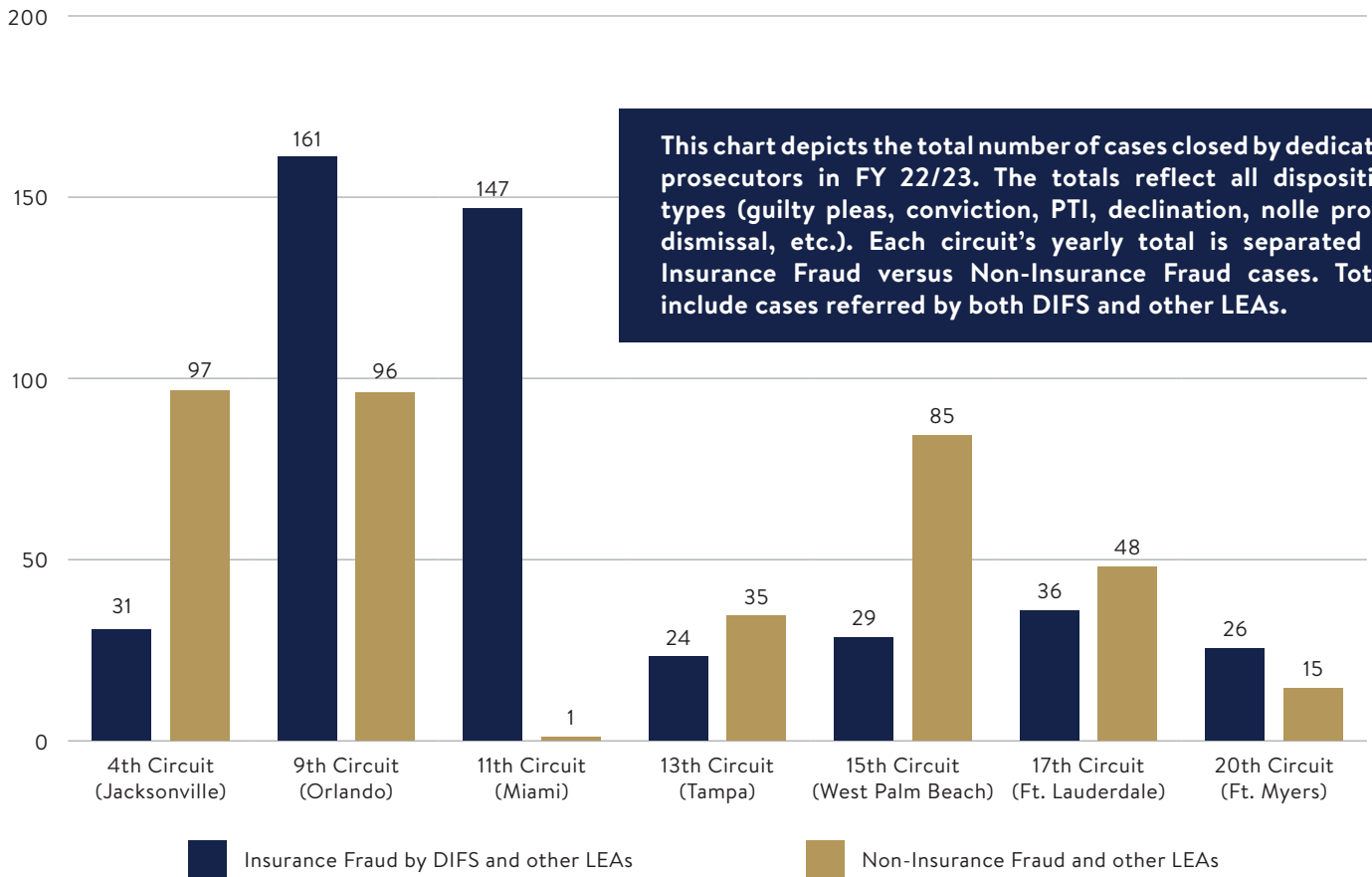
Total Cases Filed



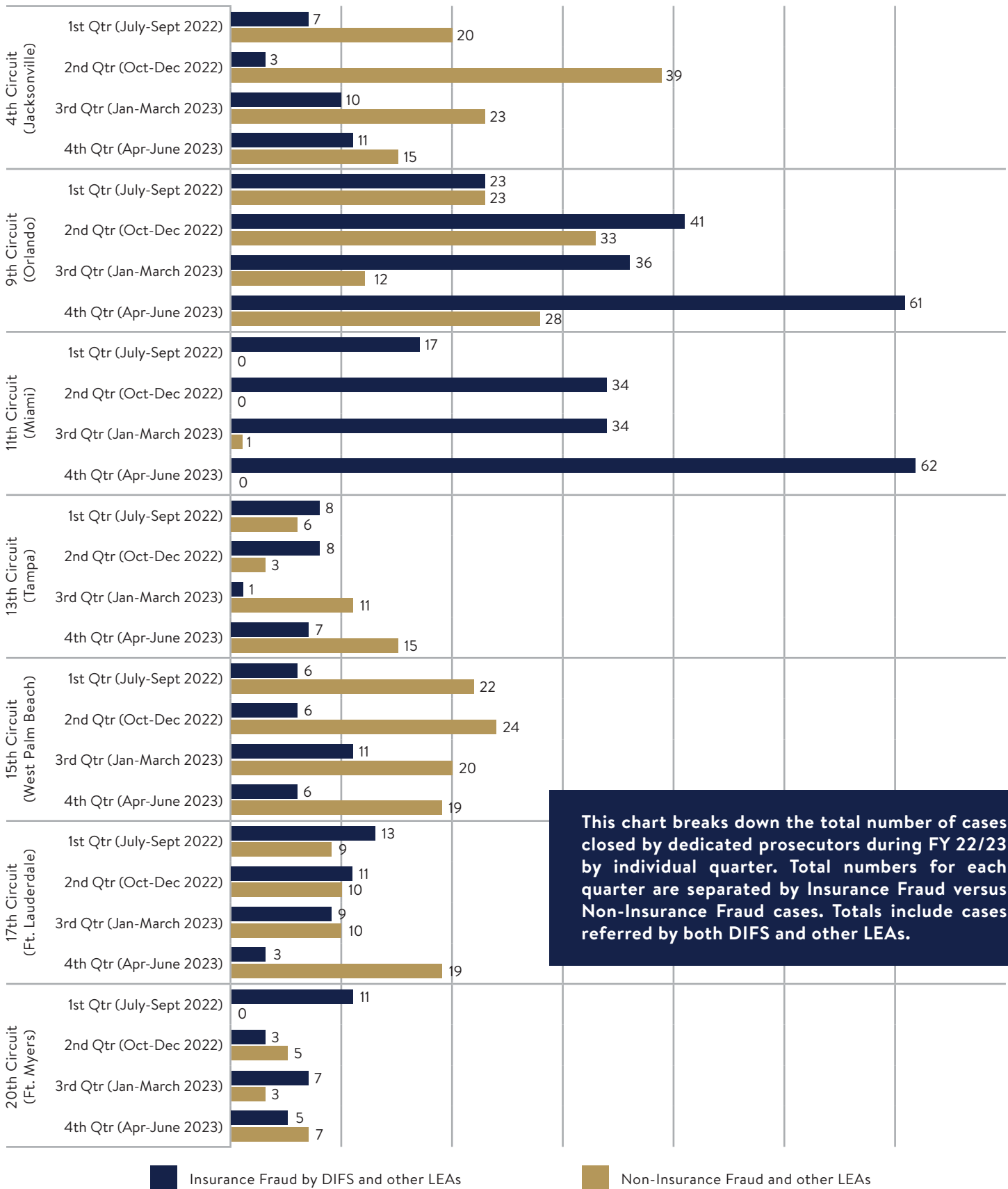
Cases Filed: Quarterly Snapshot



Total Cases Closed (All Disposition Types)

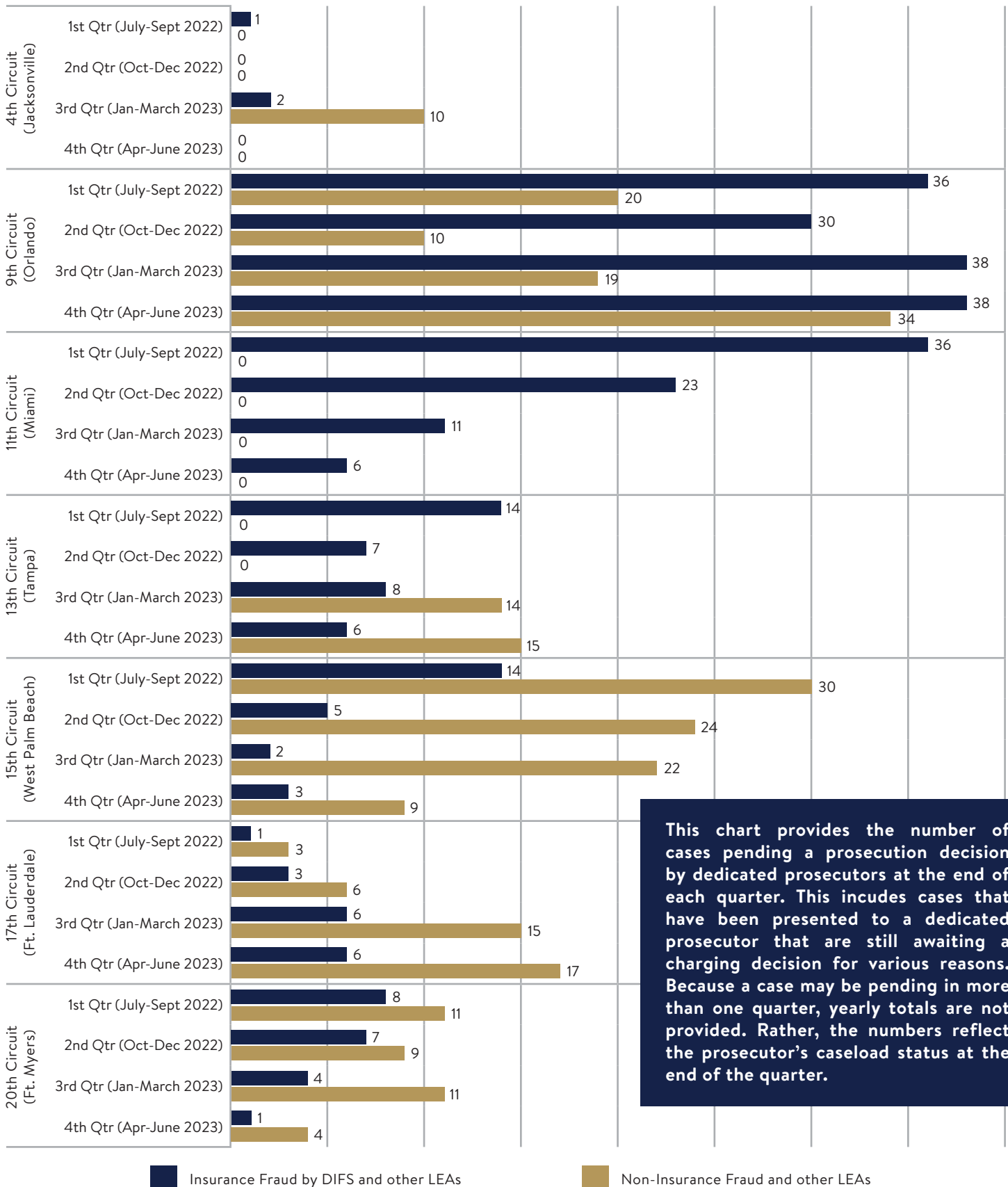


Cases Closed (All Disposition Types): Quarterly Snapshot



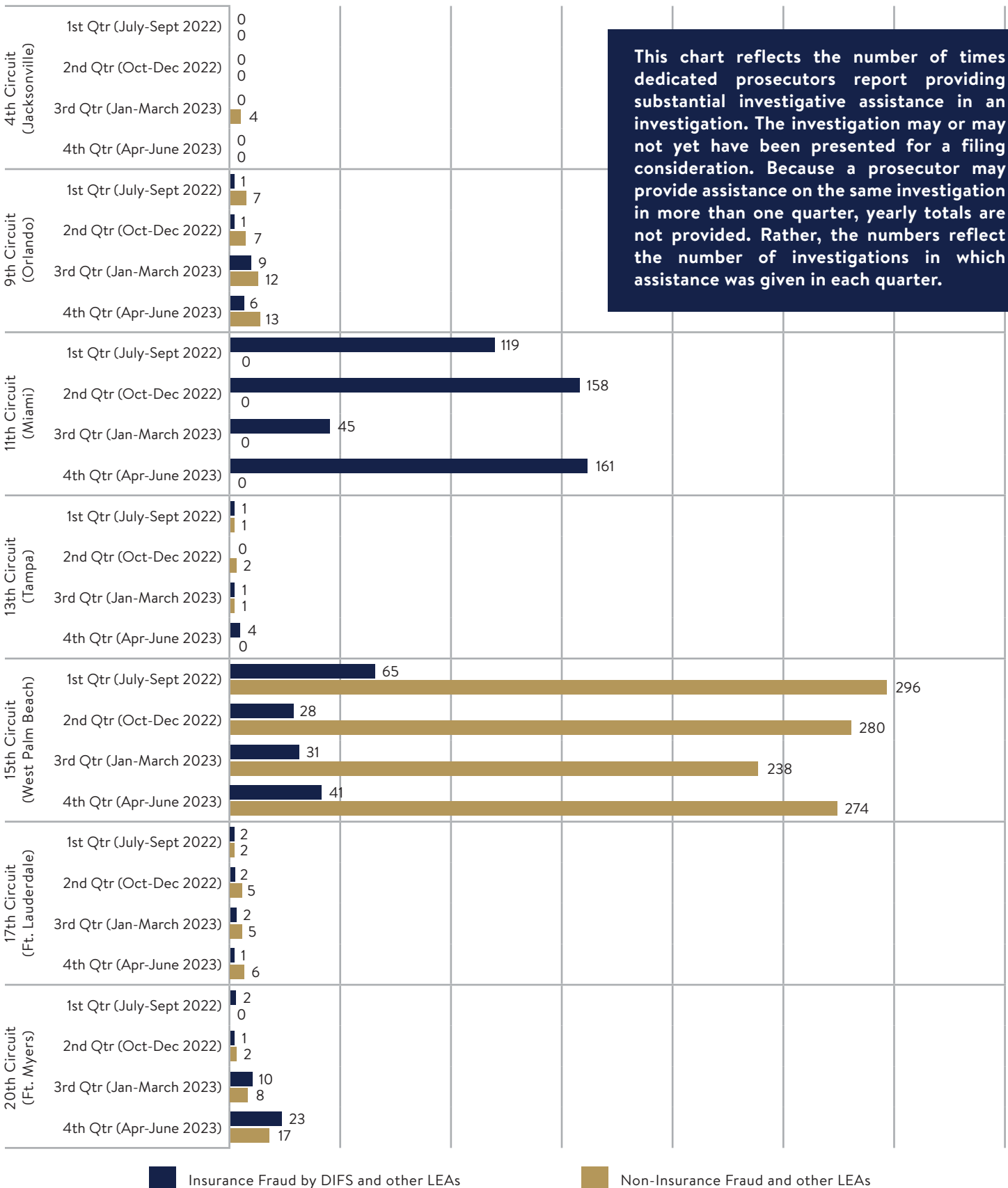
This chart breaks down the total number of cases closed by dedicated prosecutors during FY 22/23 by individual quarter. Total numbers for each quarter are separated by Insurance Fraud versus Non-Insurance Fraud cases. Totals include cases referred by both DIFS and other LEAs.

Cases Pending a Prosecution Decision for all Quarters: Quarterly Snapshot

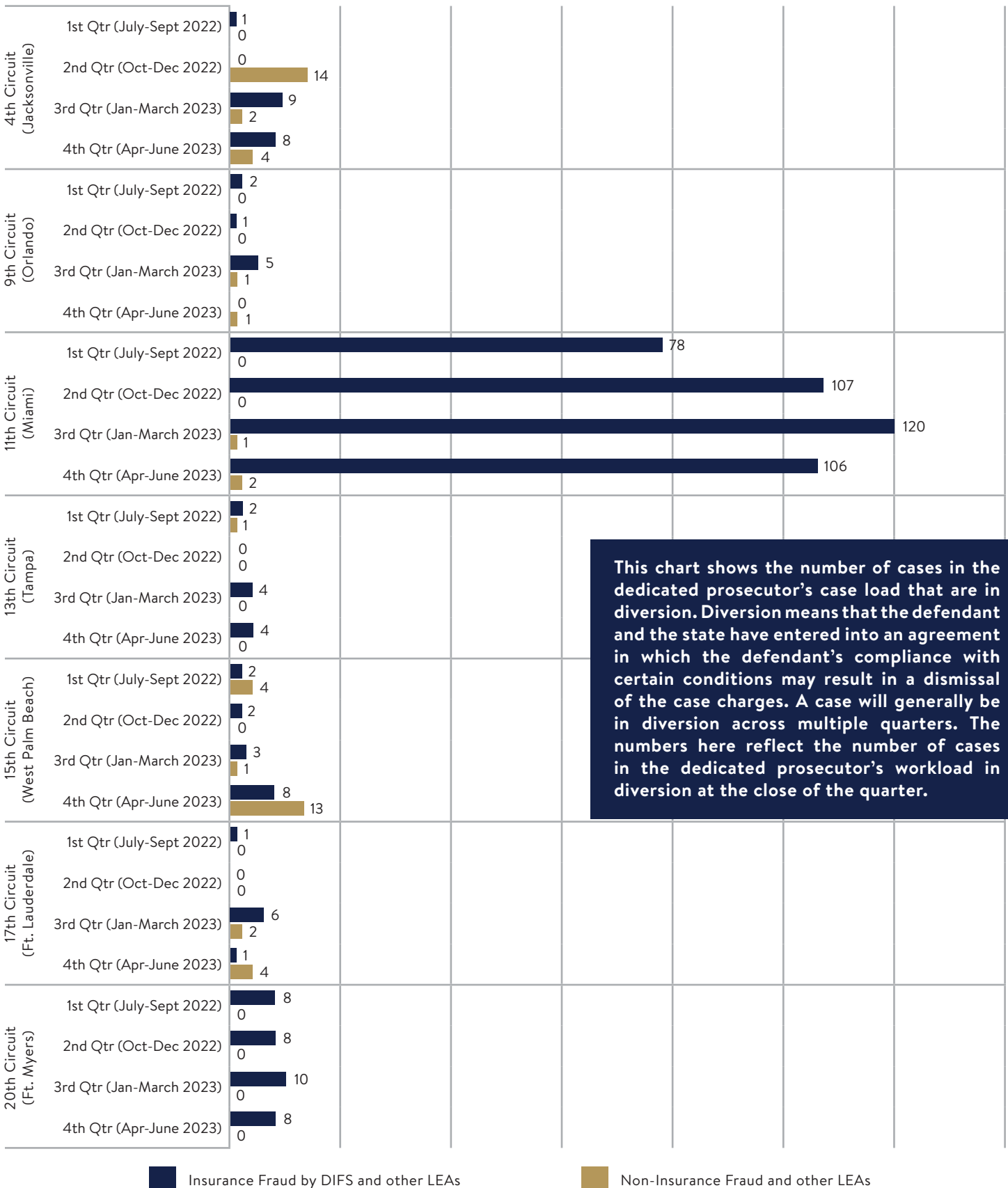


This chart provides the number of cases pending a prosecution decision by dedicated prosecutors at the end of each quarter. This includes cases that have been presented to a dedicated prosecutor that are still awaiting a charging decision for various reasons. Because a case may be pending in more than one quarter, yearly totals are not provided. Rather, the numbers reflect the prosecutor's caseload status at the end of the quarter.

Cases in Which a Prosecutor Provided Substantial Investigative Assistance for all Quarters: Quarterly Snapshot



Cases in Diversion: Quarterly Snapshot



**FLORIDA DEPARTMENT OF FINANCIAL SERVICES
DIVISION OF INVESTIGATIVE AND FORENSIC SERVICES**

200 East Gaines Street
Tallahassee, FL
32399-0318

