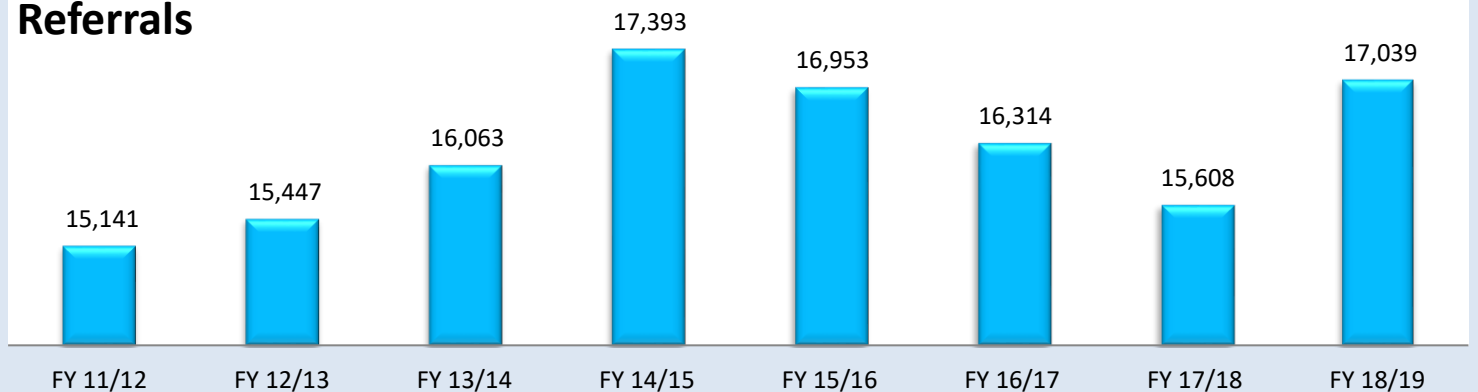


STAT PACK REPORT
FISCAL YEAR 2018/2019

Suspected Fraud Referrals

CASE TYPE	FY 11/12	FY 12/13	FY 13/14	FY 14/15	FY 15/16	FY 16/17	FY 17/18	FY 18/19
Personal Injury Protection	7748	7346	6639	7240	6202	5873	4760	4729
Application	974	1227	1445	2830	2503	2228	2743	2608
Workers Compensation	1388	1733	2162	2038	2165	2032	1998	1822
Vehicle	1167	1390	1465	1545	1819	2026	1808	1811
Homeowners	663	765	788	832	1162	1262	1444	1735
Healthcare	426	536	1289	864	1052	1088	882	1425
Warranty	14	18	16	10	12	16	6	800
Commercial	451	411	476	534	563	514	636	728
Licensee	704	905	832	596	456	405	445	454
Duplicate Entry	359	188	254	265	406	353	271	256
Arson for Profit	124	122	135	112	132	113	90	103
OFI	0	0	0	0	0	53	104	98
Other Agency Assistance	32	39	90	55	73	51	44	80
Identity Theft	37	30	42	66	40	39	72	73
Life Insurance	37	33	42	61	36	39	77	65
Disability	180	142	106	84	86	84	75	59
Financial Investigation	109	79	66	70	88	61	52	45
Unauthorized Entity	45	24	43	16	32	16	22	30
Information Only	28	15	24	25	30	17	26	20
Marine	23	13	22	24	22	11	15	19
Non-Insurance Fraud	25	55	51	76	48	9	2	13
Title Fraud	11	11	25	17	12	16	11	13
Banking and Securities	590	356	46	26	3	3	1	1

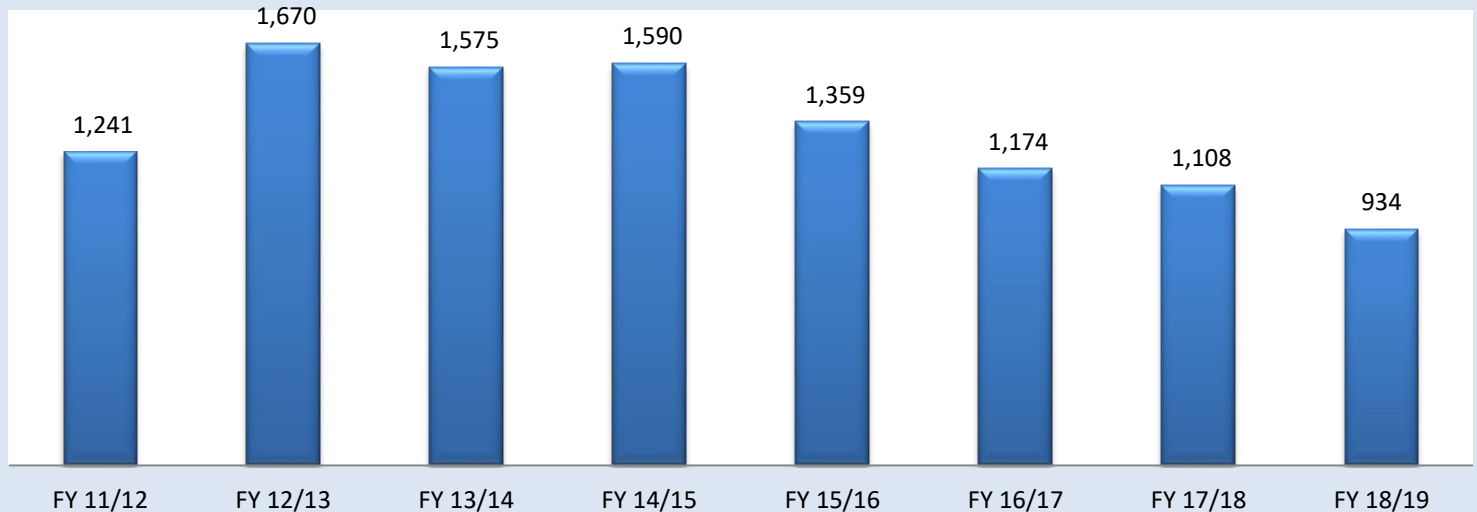
Referrals



STAT PACK REPORT
FISCAL YEAR 2018/2019

Presentations								
CASE TYPE	FY 11/12	FY 12/13	FY 13/14	FY 14/15	FY 15/16	FY 16/17	FY 17/18	FY 18/19
Workers' Compensation	352	475	530	661	519	490	502	498
Personal Injury Protection	526	802	610	502	468	278	214	143
Application	29	34	68	45	79	117	88	65
Vehicle	42	58	86	78	70	76	85	56
Homeowners	41	50	58	57	61	44	63	54
Licensee	50	86	78	90	72	49	30	34
Healthcare	73	39	32	34	22	57	58	32
Commercial	31	26	20	28	19	28	24	16
Disability	25	38	33	27	12	9	9	8
Financial	14	7	10	12	3	11	5	7
OFI	0	0	0	0	0	1	5	7
Life Insurance	3	2	1	7	2	2	5	6
Marine	3	15	16	2	4	1	2	2
Other Agency Assistance	12	16	7	1	11	6	2	2
Identity Theft	2	3	11	9	2	2	11	1
Warranty	0	4	6	0	3	0	0	1
Arson for Profit	4	10	4	36	8	1	1	0
Banking and Securities	23	4	1	0	1	0	0	0
Title Fraud	7	1	4	1	1	0	6	0

Presentations

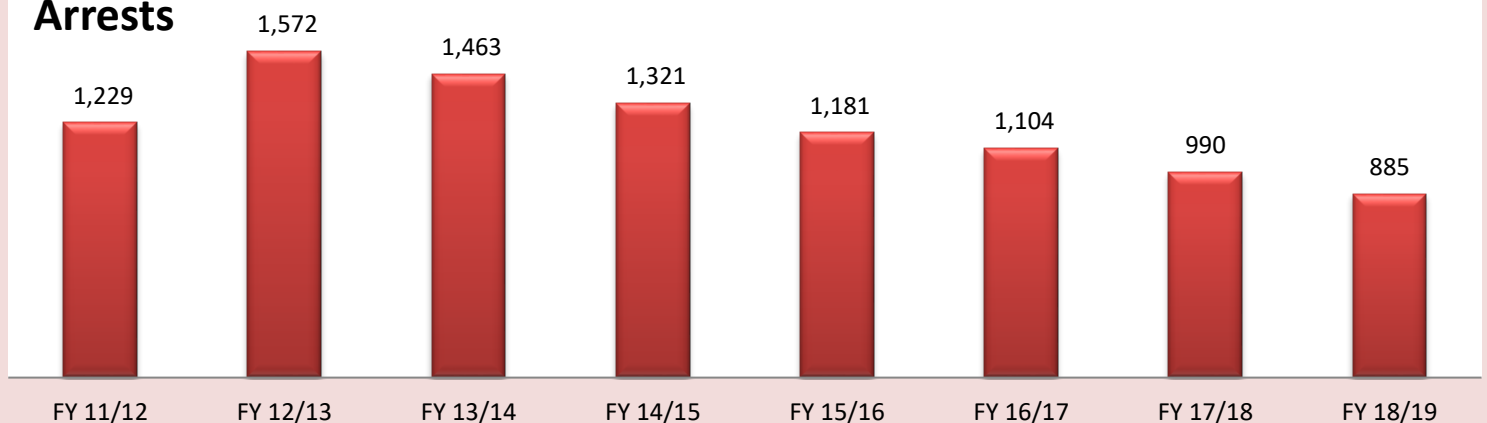


STAT PACK REPORT
FISCAL YEAR 2018/2019

Arrests

CASE TYPE	FY 11/12	FY 12/13	FY 13/14	FY 14/15	FY 15/16	FY 16/17	FY 17/18	FY 18/19
Workers' Compensation	274	418	478	549	454	407	398	437
Personal Injury Protection	496	651	558	402	370	262	193	136
Vehicle	41	57	73	65	55	73	63	61
Application	28	34	58	30	71	98	73	57
Healthcare	60	43	29	27	16	58	44	55
Homeowners	35	41	45	46	53	35	48	47
Licensee	151	141	59	87	56	42	34	29
Other Agency Assist	40	56	62	16	50	83	72	28
Commercial	27	27	18	17	14	25	22	9
Disability	15	35	29	23	10	5	11	7
OFI	0	0	0	0	0	1	3	7
Life Insurance	0	0	0	5	2	1	4	5
Financial	10	14	9	4	8	6	7	3
Marine	5	4	18	3	3	0	3	2
Identity Theft	3	3	9	3	3	1	5	1
Arson for Profit	5	11	6	36	8	1	1	0
Banking and Securities	30	23	3	4	0	2	0	0
Title Fraud	5	2	3	1	1	0	2	0
Warranty	0	4	6	0	3	0	1	0

Arrests



STAT PACK REPORT
FISCAL YEAR 2018/2019

Successful Prosecutions

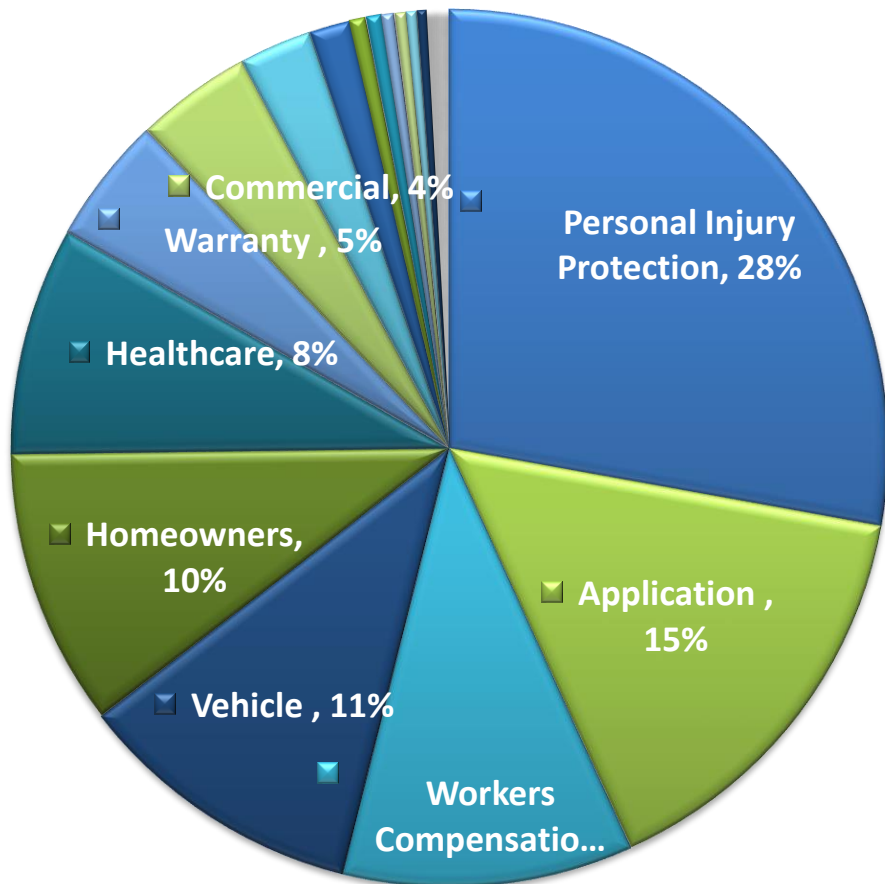
CASE TYPE	FY 11/12	FY 12/13	FY 13/14	FY 14/15	FY 15/16	FY 16/17	FY 17/18	FY 18/19
Workers' Compensation	208	259	360	452	386	360	335	383
Personal Injury Protection	355	442	574	424	334	316	223	153
Application	32	19	41	35	34	92	63	65
Homeowners	27	26	23	42	44	39	32	41
Vehicle	32	44	49	52	49	64	61	39
Healthcare	33	43	21	28	31	31	28	32
Licensee	55	138	72	75	101	44	35	20
Arson for Profit	3	4	6	6	8	3	5	12
Commercial	12	25	20	16	10	18	25	12
Disability	11	26	26	26	15	12	9	11
Financial Investigation	9	13	13	4	5	7	5	5
Other Agency Assistance	17	18	2	5	3	10	2	4
Marine	3	2	7	15	2	3	1	3
Identity	1	3	5	1	4	0	5	2
Warranty	0	1	1	7	0	3	0	1
Banking and Securities	37	6	23	2	4	1	0	0
Life Insurance	1	5	0	0	3	3	1	0
OFI						0	4	0
Title	6	4	4	5	0	1	0	0
Unauthorized Entity	3	1	1	0	0	0	0	0

Successful Prosecutions



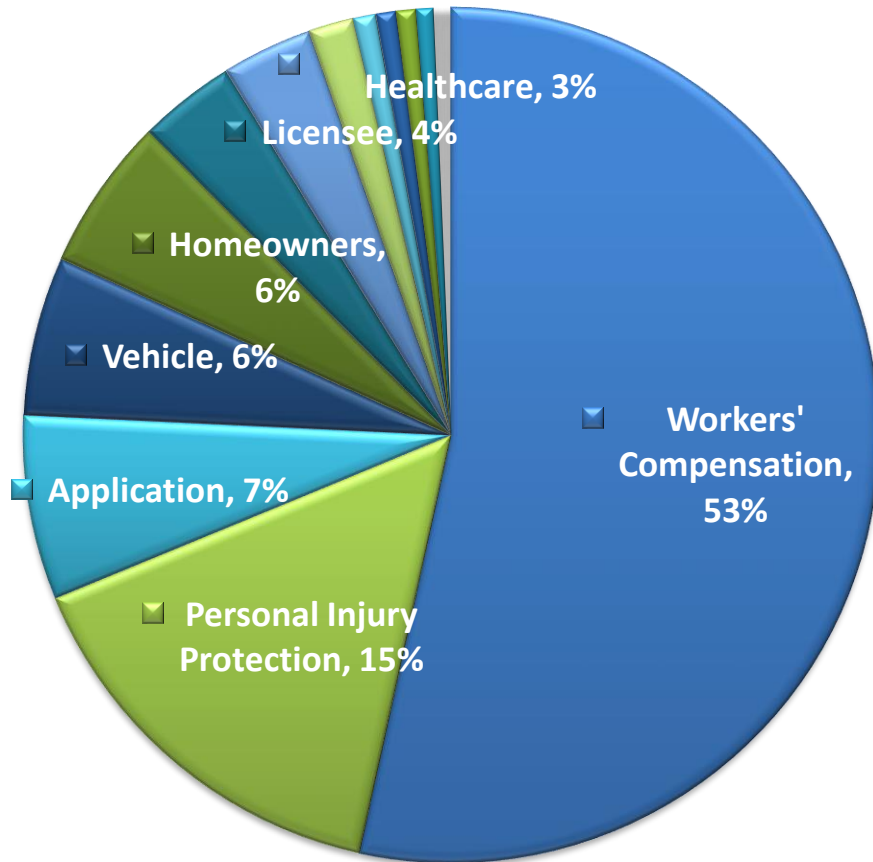
Referrals-17,039

- Personal Injury Protection
- Application
- Workers Compensation
- Vehicle
- Homeowners
- Healthcare
- Warranty
- Commercial
- Licensee
- Duplicate Entry
- Arson for Profit
- OFI
- Other Agency Assistance
- Identity Theft
- Life Insurance
- Disability
- Financial Investigation
- Unauthorized Entity
- Information Only
- Marine
- Non-Insurance Fraud
- Title Fraud
- Banking and Securities



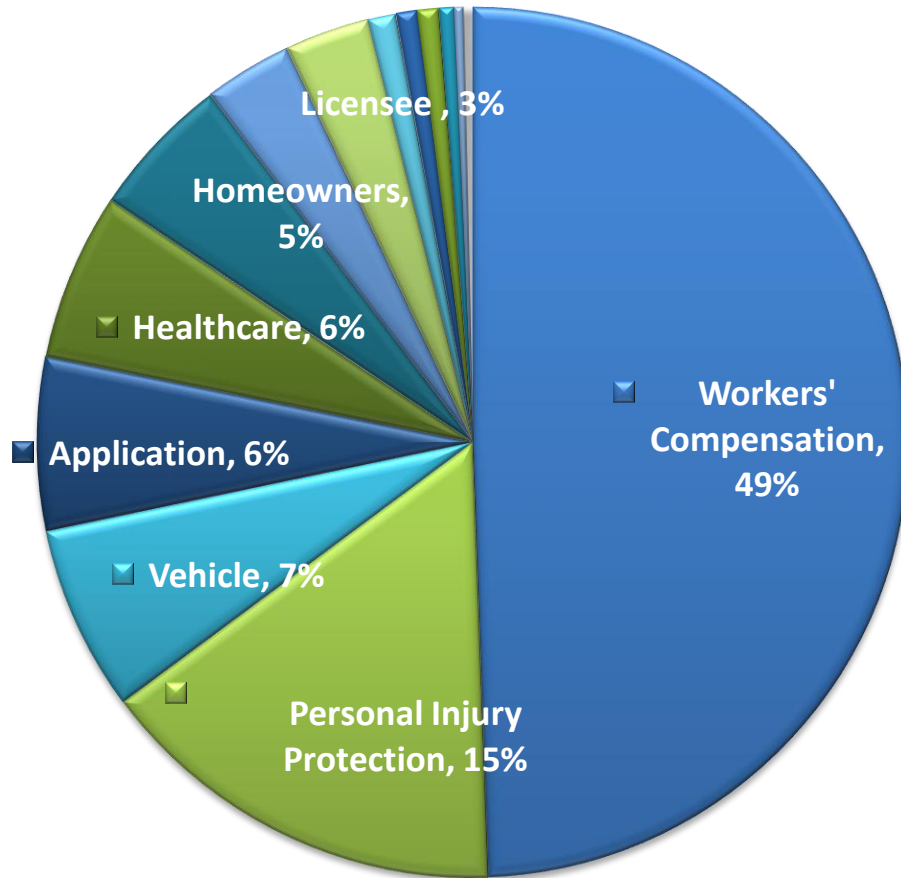
Presentations-934

- Workers' Compensation
- Personal Injury Protection
- Application
- Vehicle
- Homeowners
- Licensee
- Healthcare
- Commercial
- Disability
- Financial
- OFI
- Life Insurance
- Marine
- Other Agency Assistance
- Identity Theft
- Warranty
- Arson for Profit
- Banking and Securities
- Title Fraud



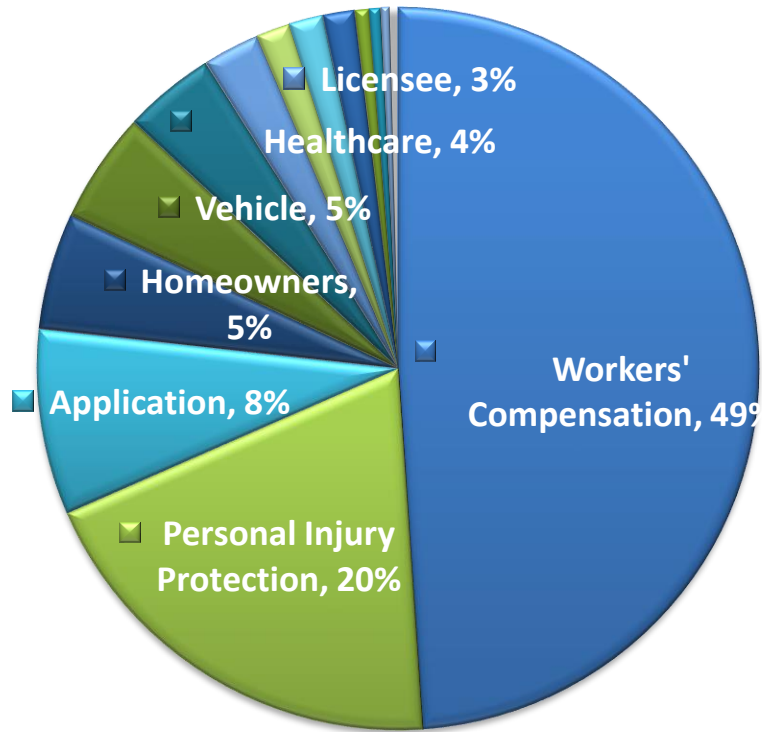
Arrests-885

- Workers' Compensation
- Personal Injury Protection
- Vehicle
- Application
- Healthcare
- Homeowners
- Licensee
- Other Agency Assist
- Commercial
- Disability
- OFI
- Life Insurance
- Financial
- Marine
- Identity Theft
- Arson for Profit
- Banking and Securities
- Title Fraud
- Warranty



Successful Prosecutions-783

- Workers' Compensation
- Personal Injury Protection
- Application
- Homeowners
- Vehicle
- Healthcare
- Licensee
- Arson for Profit
- Commercial
- Disability
- Financial Investigation
- Other Agency Assistance
- Marine
- Identity
- Warranty
- Banking and Securities
- Life Insurance
- OFI
- Title
- Unauthorized Entity



STAT PACK

From 7/1/2018 To 6/30/2019

ADMINISTRATIVE						
Type of Case	Referrals	Cases Opened	Cases Closed	Presented for Prosecution	Arrest	Successful Prosecution
EXTRA DUTIES PERFORMED	1	0	0	0	0	0
TESTING	4	2	3	0	0	0
TOTAL	5	2	3	0	0	0
	0%	0%	0%	0%	0%	0%

APPLICATION FRAUD						
Type of Case	Referrals	Cases Opened	Cases Closed	Presented for Prosecution	Arrest	Successful Prosecution
ASSISTED LIVING FACILITY	6	0	0	0	0	0
COMMERCIAL	19	2	2	0	0	0
CREDIT LIFE	2	0	0	0	0	0
DISABILITY	92	4	6	0	1	2
HEALTH	79	2	2	0	0	1
HOMEOWNER/SINKHOLE	0	1	0	0	0	0
HOMEOWNERS	150	10	20	5	2	3
LIFE	370	6	14	2	1	0
No Sub Type	1	0	0	0	0	0
VEHICLE	1879	103	137	56	51	58
VESSEL	22	5	2	2	2	1
TOTAL	2620	133	183	65	57	65
	15%	8%	10%	7%	6%	8%

ARSON FOR PROFIT						
Type of Case	Referrals	Cases Opened	Cases Closed	Presented for Prosecution	Arrest	Successful Prosecution

COMMERCIAL	3	0	0	0	0	0
HOME	19	1	1	0	0	11
VEHICLE	79	3	7	0	0	1
VESSEL	2	1	1	0	0	0
TOTAL	103	5	9	0	0	12
	1%	0%	0%	0%	0%	2%

AVIATION FRAUD						
Type of Case	Referrals	Cases Opened	Cases Closed	Presented for Prosecution	Arrest	Successful Prosecution
FICTITIOUS CLAIM	6	1	1	1	0	0
TOTAL	6	1	1	1	0	0
	0%	0%	0%	0%	0%	0%

BANKING AND SECURITIES						
Type of Case	Referrals	Cases Opened	Cases Closed	Presented for Prosecution	Arrest	Successful Prosecution
FINANCE FRAUD	0	1	0	0	0	0
MORTGAGE FRAUD	1	0	0	0	0	0
TOTAL	1	1	0	0	0	0
	0%	0%	0%	0%	0%	0%

COMMERCIAL						
Type of Case	Referrals	Cases Opened	Cases Closed	Presented for Prosecution	Arrest	Successful Prosecution
FICTITIOUS CERTIFICATE OF INSURANCE	38	16	11	7	6	2
FICTITIOUS CLAIM OR DAMAGE	67	13	14	3	0	1
FICTITIOUS LIABILITY CLAIM	244	5	4	3	1	2
HURRICANE IRMA	1	0	0	0	0	0
HURRICANE MICHAEL	5	0	0	0	0	0
INFLATED CLAIM	60	0	1	1	1	0

No Sub Type	1	0	0	0	0	0
SLIP & FALL	312	23	30	2	1	7
TOTAL	728	57	60	16	9	12
	4%	4%	3%	2%	1%	2%

CRIMES AGAINST THE ELDERLY						
Type of Case	Referrals	Cases Opened	Cases Closed	Presented for Prosecution	Arrest	Successful Prosecution
No Sub Type	8	0	0	0	0	0
TOTAL	8	0	0	0	0	0
	0%	0%	0%	0%	0%	0%

DISABILITY FRAUD						
Type of Case	Referrals	Cases Opened	Cases Closed	Presented for Prosecution	Arrest	Successful Prosecution
FICTITIOUS CLAIM	35	5	12	6	5	7
No Sub Type	0	1	1	0	0	0
WORKING WHILE COLLECTING	24	5	13	2	2	4
TOTAL	59	11	26	8	7	11
	0%	1%	1%	1%	1%	1%

DUPLICATE ENTRIES						
Type of Case	Referrals	Cases Opened	Cases Closed	Presented for Prosecution	Arrest	Successful Prosecution
DUPLICATE	256	0	1	0	0	0
TOTAL	256	0	1	0	0	0
	2%	0%	0%	0%	0%	0%

FINANCIAL INVESTIGATION						
Type of Case	Referrals	Cases Opened	Cases Closed	Presented for Prosecution	Arrest	Successful Prosecution
FINANCIAL	45	11	10	7	3	5

No Sub Type	0	2	0	0	0	0
TOTAL	45	13	10	7	3	5
	0%	1%	1%	1%	0%	1%

HEALTHCARE						
Type of Case	Referrals	Cases Opened	Cases Closed	Presented for Prosecution	Arrest	Successful Prosecution
ADDICTION TREATMENT	52	12	20	5	5	17
BY PATIENT	166	23	27	12	20	10
BY PROVIDER	745	10	14	7	15	3
DENTAL HEALTHCARE FRAUD	64	4	3	1	3	1
DENTAL HEALTHCARE FRAUD BY CLAIMANT	2	0	0	6	6	0
DISABILITY	12	2	4	0	0	0
EMPLOYER POCKETING PREMIUMS	15	0	0	0	0	0
FICTITIOUS INSURANCE CARD	1	0	0	0	0	0
FICTITIOUS PROVIDER	9	1	2	1	4	0
No Sub Type	3	6	1	0	2	0
OTHER MEDICAL PROVIDER	258	0	0	0	0	0
PRESCRIPTION FRAUD	92	2	5	0	0	1
SERVICES BY UNLICENSED PERSON	10	1	0	0	0	0
TOTAL	1429	61	76	32	55	32
	8%	4%	4%	3%	6%	4%

HOMEOWNERS						
Type of Case	Referrals	Cases Opened	Cases Closed	Presented for Prosecution	Arrest	Successful Prosecution
ASSIGNMENT OF BENEFITS	74	4	4	0	0	0
BY CONTRACTOR	41	0	0	0	0	0
COOKING/KITCHEN FIRE	3	0	0	0	0	0

FICTITIOUS CLAIM OR DAMAGE	402	49	65	16	13	11
FICTITIOUS LIABILITY CLAIM	11	2	5	1	0	2
FIRE	4	0	0	0	0	0
FORGERY BY HOMEOWNER	26	13	15	8	9	6
FORGERY BY OTHER	60	8	14	10	8	3
FORGERY BY PUBLIC ADJUSTER	69	3	4	0	0	0
HURRICANE IRMA	64	22	35	4	5	4
HURRICANE MICHAEL	3	3	1	2	0	0
INFLATED CLAIM	555	25	53	7	5	12
No Sub Type	0	1	0	0	0	0
PLUMBING/TRENCHING	115	4	6	1	1	1
PUBLIC ADJUSTER	46	0	0	0	0	0
ROOFING	221	19	17	5	6	2
UNLICENCED ADJUSTER	0	2	1	0	0	0
UNLICENSED ADJUSTER	8	0	0	0	0	0
WAIVING DEDUCTIBLE	2	0	0	0	0	0
WATER EXTRACTION	37	0	0	0	0	0
TOTAL	1741	155	220	54	47	41
	10%	10%	12%	6%	5%	5%

IDENTITY THEFT						
Type of Case	Referrals	Cases Opened	Cases Closed	Presented for Prosecution	Arrest	Successful Prosecution
BY ENTITY	6	0	0	0	0	0
BY PERSON	66	5	5	1	1	2
No Sub Type	1	0	0	0	0	0
TOTAL	73	5	5	1	1	2
	0%	0%	0%	0%	0%	0%

INFORMATION ONLY						
Type of Case	Referrals	Cases Opened	Cases Closed	Presented for Prosecution	Arrest	Successful Prosecution
INFORMATION ONLY	21	0	0	0	0	0
TOTAL	21	0	0	0	0	0
	0%	0%	0%	0%	0%	0%

LICENSEE FRAUD						
Type of Case	Referrals	Cases Opened	Cases Closed	Presented for Prosecution	Arrest	Successful Prosecution
ADJUSTER	13	2	4	1	1	0
ADJUSTER-BROKEN PIPE	7	0	0	0	0	0
AGENCY	35	3	3	2	3	3
AGENT	154	50	45	19	14	11
ANNUITY	2	0	1	1	1	0
BAIL BOND AGENT	8	2	2	1	1	0
BY SIU	1	0	0	0	0	0
CARRIER	4	0	0	0	0	0
HURRICANE IRMA	7	5	3	4	4	1
HURRICANE MICHAEL	1	6	4	0	0	0
Public Adjuster	130	6	14	1	1	0
PUBLIC ADJUSTER-BROKEN PIPE	3	0	0	0	0	0
TITLE INSURANCE	3	0	0	0	0	0
UNLICENSED AGENT OR ADJUSTER	65	5	4	2	2	3
UNLICENSED CONTRACTOR	20	4	5	3	2	2
VIATICAL BROKER	2	0	0	0	0	0
TOTAL	455	83	85	34	29	20
	3%	5%	5%	4%	3%	3%

LIFE INSURANCE FRAUD						
Type of Case	Referrals	Cases Opened	Cases Closed	Presented for Prosecution	Arrest	Successful Prosecution

Type of Case	Referrals	Opened	Closed	Prosecution	Arrest	Successful Prosecution
BENEFICIARY FORGERY	58	5	4	1	3	0
CREDIT LIFE	1	1	0	0	0	0
MURDER FOR PROFIT	3	0	0	0	0	0
No Sub Type	1	0	0	0	0	0
QUESTIONABLE DEATH	2	2	1	5	2	0
TOTAL	65	8	5	6	5	0
	0%	0%	0%	1%	1%	0%

MARINE FRAUD						
Type of Case	Referrals	Cases Opened	Cases Closed	Presented for Prosecution	Arrest	Successful Prosecution
FICTITIOUS CLAIM	7	5	3	1	1	2
HURRICANE IRMA	1	0	0	0	0	0
INFLATED CLAIM	10	1	2	1	1	1
No Sub Type	2	1	0	0	0	0
TOTAL	20	7	5	2	2	3
	0%	0%	0%	0%	0%	0%

NON-INSURANCE FRAUD OFFENSE						
Type of Case	Referrals	Cases Opened	Cases Closed	Presented for Prosecution	Arrest	Successful Prosecution
NO ACTION	7	0	0	0	0	0
No Sub Type	5	0	0	0	0	0
OTHER CRIMINAL VIOLATIONS	1	0	0	0	0	0
TOTAL	13	0	0	0	0	0
	0%	0%	0%	0%	0%	0%

OFFICE OF FISCAL INTEGRITY						
Type of Case	Referrals	Cases Opened	Cases Closed	Presented for Prosecution	Arrest	Successful Prosecution

EMPLOYEE MISCONDUCT	0	1	0	1	1	0
No Sub Type	3	0	0	0	0	0
OFI - CONTRACT FRAUD	2	0	0	0	0	0
OFI - FINANCIAL INVESTIGATION	89	11	7	6	6	0
OFI - MISAPPROPRIATION	1	0	0	0	0	0
OFI - MISUSE OF FUNDS	1	1	1	0	0	0
OFI - MISUSE OF PERSONNEL	1	0	0	0	0	0
OFI - SCHEME TO DEFRAUD	2	0	0	0	0	0
UNCLAIMED PROPERTY	0	1	0	0	0	0
TOTAL	99	14	8	7	7	0
	1%	1%	0%	1%	1%	0%

OTHER AGENCY ASSISTANCE						
Type of Case	Referrals	Cases Opened	Cases Closed	Presented for Prosecution	Arrest	Successful Prosecution
ASSISTANCE	49	44	53	0	23	3
HURRICANE MICHAEL	1	0	0	0	0	0
UNLICENSED CONTRACTOR	18	0	1	0	0	1
WARRANT	12	12	12	2	5	0
TOTAL	80	56	66	2	28	4
	0%	3%	4%	0%	3%	1%

PERSONAL INJURY PROTECTION FRAUD						
Type of Case	Referrals	Cases Opened	Cases Closed	Presented for Prosecution	Arrest	Successful Prosecution
BY ATTORNEY	36	2	0	0	0	0
BY CLAIMANT	1735	69	81	14	21	33
BY PROVIDER	1904	20	27	8	6	10
COMMERCIAL	1	0	0	0	0	0
FICTITIOUS INSURANCE CARD	70	32	35	12	10	16

JUMP IN	177	73	75	42	35	27
LOST WAGES	19	6	5	3	2	3
No Sub Type	5	2	1	1	1	1
PAPER ACCIDENT	66	7	1	0	0	2
PATIENT BROKERING	3	3	5	3	0	4
SOLICITATION	47	0	8	0	0	6
STAGED ACCIDENT	374	67	84	58	60	44
UNLICENSED ACTIVITY	292	4	7	2	1	7
TOTAL	4729	285	329	143	136	153
	28%	18%	18%	15%	15%	20%

TITLE FRAUD						
Type of Case	Referrals	Cases Opened	Cases Closed	Presented for Prosecution	Arrest	Successful Prosecution
HOME	3	0	2	0	0	0
PROPERTY	5	0	1	0	0	0
VEHICLE	5	0	3	0	0	0
TOTAL	13	0	6	0	0	0
	0%	0%	0%	0%	0%	0%

UNAUTHORIZED ENTITIES FRAUD						
Type of Case	Referrals	Cases Opened	Cases Closed	Presented for Prosecution	Arrest	Successful Prosecution
HEALTH	4	0	0	0	0	0
LIFE AND ANNUITIES	15	0	0	0	0	0
No Sub Type	0	0	0	1	1	0
PROPERTY/CASUALTY	2	0	0	0	0	0
VEHICLE	8	0	0	0	0	0
TOTAL	29	0	0	1	1	0
	0%	0%	0%	0%	0%	0%

VEHICLE FRAUD						
Type of Case	Referrals	Cases Opened	Cases Closed	Presented for Prosecution	Arrest	Successful Prosecution
ACCESSORIES	9	3	2	2	1	1
BODY SHOP	143	12	15	4	4	2
DAMAGE TO VEHICLE	1086	90	90	40	50	28
DITCHING	412	18	25	8	3	7
FAILURE TO RETURN (THEFT)	3	0	0	0	0	0
No Sub Type	0	2	1	1	1	1
TOWING COMPANY	3	0	0	0	1	0
WINDSHIELD/GLASS	159	2	5	1	1	0
TOTAL	1815	127	138	56	61	39
	11%	8%	8%	6%	7%	5%

WARRANTY FRAUD						
Type of Case	Referrals	Cases Opened	Cases Closed	Presented for Prosecution	Arrest	Successful Prosecution
CELL PHONE	793	1	1	1	0	1
COMMERCIAL	4	0	0	0	0	0
VEHICLE	5	0	1	0	0	0
VESSEL	1	0	0	0	0	0
TOTAL	803	1	2	1	0	1
	5%	0%	0%	0%	0%	0%

WORKERS' COMPENSATION FRAUD						
Type of Case	Referrals	Cases Opened	Cases Closed	Presented for Prosecution	Arrest	Successful Prosecution
AGENT PREMIUM	2	2	0	0	0	0
APPLICATION	11	0	0	0	0	0
BY ATTORNEY	1	0	0	0	0	0

BY EMPLOYEE CLAIMANT	711	59	94	27	24	29
BY EMPLOYER	23	5	4	2	2	1
BY PROVIDER	9	0	1	0	0	1
EMPLOYEE PAYROLL DEDUCTION	1	0	0	0	0	0
EMPLOYER PREMIUM	172	67	76	58	37	41
FAILURE TO PAY PENALTY	35	0	0	0	0	0
FICTITIOUS CERTIFICATE OF EXEMPTION	5	0	0	0	0	0
FICTITIOUS CERTIFICATE OF INSURANCE	37	11	17	10	10	9
ID THEFT OF NUMBER OR NAME	225	34	27	25	19	15
MONEY SERVICE BUSINESS	9	5	1	0	1	0
No Sub Type	0	1	0	1	1	0
VIOLATION OF STOP WORK ORDER	126	25	31	15	12	15
WORKING WITHOUT COVERAGE	456	392	350	360	331	272
TOTAL	1823	601	601	498	437	383
	11%	37%	33%	53%	49%	49%

Grand Total	17039	1626	1839	934	885	783
--------------------	--------------	-------------	-------------	------------	------------	------------