



# FLORIDA FIRES

2016 ANNUAL REPORT



JIMMY PATRONIS CHIEF FINANCIAL OFFICER  
STATE FIRE MARSHAL



# Table of Contents

## 2016 ANNUAL REPORT

State Fire Marshal Jeff Atwater	2
State Fire Marshal Jimmy Patronis	3
SFM Division Director Julius Halas	4
DIFS Division Director Simon Blank	5
Office of the Director	6
Bureau of Fire Standards & Training	9
Bureau of Fire Prevention	18
Bureau of Forensic Services	25
Bureau of Fire & Arson Investigations	31

## 2016 FLORIDA FIRES APPENDIX

Bureau of Fire & Arson Investigations Field Operations	45
Florida Fire Incident Reporting System	48
Civilian Deaths from Fires/Civilian Deaths from Fires by Property Use	49
Civilian Deaths by County	50
Civilian Fire Deaths by Age & Sex/Civilian Injuries from Fires by Property Use	51
Florida Counties Fire & Non-Fire Totals	52
2016 Florida Wildfires by County & Acres Burned	56
2016 Summary Statistics	60
Total Breakdown of Fires by Property Use/Total State Dollar Loss	61
Percentage of Fires & Dollar Loss Compared to Five Year Average by Property Use	62
2016 Heat Source & Cause of Ignition Percentages	64
Total Dollar Loss, Area of Origin & Fire Cause Percentages for Residential Structures	66
Smoke Detector Use Data/Fire Sprinkler Use Data	67
Average Response Frequencies	69
Frequency & Number of Civilian & Fire Service Injuries in High Rise Structure Fires	72
2016 Fallen Firefighters	74
Firefighter Injuries vs Number of Fire Incidents	76
Fire Incidents & Firefighter Fire Related Injuries by Peak Hour & Day of the Week	78
Fire Incidents & Firefighter Fire Related Injuries by Month & Quarter of the Year	80
2016 Assistance to Firefighters' Grant Awards	82
2016 FFIRS Reporting Fire Departments	84
Outstanding Fire & Rescue Service Personnel Honored	88
Florida Fire Incident Reporting System Survey	89



# FLORIDA FIRES



DIVISION OF STATE FIRE MARSHAL  
FLORIDA DEPARTMENT OF FINANCIAL SERVICES

[www.MyFloridaCFO.com/SFM](http://www.MyFloridaCFO.com/SFM)





**JEFF ATWATER**  
Chief Financial Officer  
State Fire Marshal

Fellow Floridians:

As Chief Financial Officer, I have been presented with the unique privilege of serving alongside our state's fire service professionals as Florida's State Fire Marshal. For the past six years, it has been an honor to stand among some of our nation's finest and join with our fire service community's mission in protecting the lives and property of our residents and visitors - a mission of which I will be forever grateful to have been a part.

Words cannot sufficiently express my gratitude to every member of our Division of State Fire Marshal, our local and state law enforcement partners, and the nearly 70,000 firefighters housed within the 532 fire service providers across our state. Through your collaborative efforts and the various emergency support functions you perform when responding to and recovering from these life-changing events, you play an integral role in providing a sense of safety and security to our communities.

It brings me great joy to announce that in 2016, we saw fewer fire-related injuries and deaths and a staggering decline in property losses when compared to previous years. In total, there were 54,258 fires reported to the Florida Fire Incident Reporting System totaling more than \$382,668,357.00 in property losses. Of those fires, 14,186 were accidental and, tragically, there were 201 civilian fatalities and 1,048 injuries. While these numbers have decreased, we will remain steadfast in our mission to increase resources, training and fire safety awareness, so we can continue to see these numbers decline.

An estimated 12 million Floridians depend on the services and protection provided by volunteer firefighters, and this year we made incredible strides to offer additional support to our volunteer firefighters and fire service providers. Because of the combined efforts and leadership of our fire service partners and Representative Halsey Beshear, along with the support of Governor Rick Scott and the Florida Legislature, we launched Florida's Firefighter Grant Assistance Program. The first of its kind, the grant program will benefit volunteer fire departments across Florida by making funding available to purchase costly fire safety equipment. During its first year in 2017, nine fire departments will receive a total of \$150,000, and recognizing its life-saving importance, the Florida Legislature increased the second-year funding to \$1 million.

Once again, we are proud to announce the Bureau of Fire Prevention and the Bureau Fire Standards and Training received reaccreditation status, reaffirming our commitment to the highest standards of professionalism and confirming the dedication of every member of the division.

No one can overestimate the value of the time our fire service professionals dedicate to our residents and visitors. We are blessed to be surrounded by a fire service community like the one we have in Florida and as State Fire Marshal, I offer my deepest appreciation for the sacrifices you have made for the well-being of our communities.

Sincerely,

Jeff Atwater



Dear Fellow Floridians:

As former Chief Financial Officer (CFO) and State Fire Marshal Jeff Atwater transitions to an institution of higher education, I have accepted the duty and honor to serve as your CFO and State Fire Marshal. I am honored to serve my fellow Floridians in this capacity, and I look forward to working to ensure our residents, visitors, and fire service professionals remain protected from the loss of life and property from fire-related crimes, accidents, and other disasters.

Florida's fire service professionals are tasked with safeguarding our communities from an ever-evolving environment of risk and danger that can pose a serious threat to our well-being. Just this year Hurricane Hermine ripped through the panhandle, Hurricane Matthew impacted our state's entire east coast, we faced an unprecedented wildfire outbreak, and numerous acts of arson and terror occurred in various regions across the state.

As a lifelong Floridian, born and raised in the Florida panhandle, I have witnessed the destruction and life-threatening dangers that hurricanes, fires, and other disasters embody. In turn, I have also witnessed first-hand various firefighters and first responders who receive their call to duty during these times of distress and implant themselves in life-threatening situations while coming to our rescue, time and time again.

As I step into the role of State Fire Marshal, I will remain committed to the division's mission to serve and protect our selfless heroes, and all Floridians, so our great state can remain not only the best place, but also the safest place to live and raise a family.

Florida's fire service community plays an integral role in ensuring the safety of the public and protecting our loved ones from the dangers of fire and other disasters. Some of our nation's most dedicated, experienced, and selfless fire service professionals are housed within our great state and I look forward to serving the brave individuals who continue to serve us.

Sincerely,



Jimmy Patronis  
Chief Financial Officer and State Fire Marshal



**JIMMY PATRONIS**  
Chief Financial Officer  
State Fire Marshal





**JULIUS HALAS**  
DSFM Division Director

## Division of State Fire Marshal

It has been an honor and privilege to have served under Chief Financial Officer Jeff Atwater for the past six years and we wish him well in his new position as Vice President at Florida Atlantic University. During CFO Atwater's administration, many goals were accomplished in the Division of State Fire Marshal, including bureau accreditations, strategic reorganization, and streamlining resources to reduce duplication of services and resources resulting in increased accountability to the citizens of Florida.

It is with great pleasure that we welcome incoming Chief Financial Officer and State Fire Marshal Jimmy Patronis, and we look forward to working with him to continue the tradition of striving for excellence in training, innovation, and fire prevention services that has become the hallmark of this division. The men and women of the Florida Division of State Fire Marshal remain dedicated to providing quality service to the State of Florida and our primary goal is to serve this great State with honor, integrity, and professionalism.

Other changes in 2016, included the merging of criminal investigations and forensic analysis into the Division of Investigative and Forensic Services (DIFS) headed by Director Simon Blank. The Bureau of Fire and Arson Investigations, located within DIFS, is still headed by Chief Joseph Steadman and will continue to work to fight the insidious crimes of arson and to locate and arrest those who commit them.

In a continued effort to maintain preparedness for disasters, the Florida Division of Emergency Management conducts an annual Statewide Hurricane Exercise and provides emergency staffing for the Florida State Emergency Operations Center (SERT) during times of declared emergencies which involves DSFM ESF 4/9. In September, 2016, Florida's capital city of Tallahassee was hit by Hurricane Hermine, a Category I storm which left 325,000 people statewide without electricity, including 80% of Tallahassee. This disaster was followed a month later by Hurricane Matthew, once a Category 5 storm, which resulted in 12 deaths in Florida and an estimated \$2.75 billion in property damages statewide. The numerous state, federal, and local agencies working together through this complex and challenging 2016 hurricane season directly involved our SFM staff as we assisted with sending vital USAR and fire-rescue resources to those areas hit hardest after these disasters occurred.

Under the direction of Florida Chief Financial Officer and State Fire Marshal, Jimmy Patronis, and his leadership team, we proudly continue our mission to improve service and performance to Florida's residents, visitors, businesses, and the fire service throughout the great State of Florida!

Sincerely,

A handwritten signature in blue ink that reads "Julius Halas". The signature is written in a cursive, flowing style.

Julius E. Halas  
Division Director  
State Fire Marshal



## Division of Investigative and Forensic Services

During 2016, the newly formed Division of Investigative and Forensic Services (DIFS) completed the merger of all DFS law enforcement personnel, the forensic laboratory, and related services. This journey began in January of 2014, during discussions by the CFO and his leadership team on how to enhance the law enforcement investigative functions of the department. As a nationally recognized leader in our investigative efforts, our ability to share information, intelligence, and resources was easily recognized as paramount in meeting the needs of our customers. From those discussions, came the plan to consolidate all law enforcement and supporting functions within one division. Such a move will assist us in more efficiently and effectively accomplishing our goals. To accomplish this move, leadership from the following areas worked tirelessly to merge the former Division of Insurance Fraud, Bureau of Fire and Arson Investigations, Bureau of Forensic Fire and Explosive Analysis, and the Office of Fiscal Integrity into a unified division effective July 1, 2016.

The new Division of Investigative and Forensic Services continues to collaborate and support the mission and goals of the CFO and State Fire Marshal, including assistance with management and coordination of ESF 4 & 9 at the State Emergency Operations Center (EOC). In addition, DIFS assists FDLE and other law enforcement agencies which manage and coordinate ESF 16. Needless to say, the activation of the State EOC in 2016, for Hurricane Hermine and Hurricane Matthew certainly involved many of the DIFS staff working at the State EOC, as well as in the field in support of ESF 4, 9, & 16. Many of our personnel responded at the early stages of each event to assist with search and rescue and Special Operations Group (SOG) missions, as well as law enforcement protection services, from Pensacola to Jacksonville to Key West.

We continue our philosophy of one mission, one team. One team committed to protecting our citizens and customers from becoming victims of insurance fraud, arson and misappropriations of state funds.

Sincerely,



Simon Blank  
Division Director  
Investigative and Forensic Services



**SIMON BLANK**  
DIFS Division Director





# Office of the Director



**MELVIN STONE**  
Assistant Director

## Assistant Director

During 2016, the Division of State Fire Marshal (DSFM) has continued to maintain the accreditation status of each bureau, thus assuring the standardization of quality controls recognized for excellence throughout the industry. The men and women of the Division Office, the Bureau of Fire Prevention, and the Bureau of Fire Standards and Training have continuously worked hard to maintain these professional accreditation standards and are to be commended for their accomplishments. As the Assistant Director for the Division of State Fire Marshal, I am proud to work alongside these dedicated state employees whose extensive knowledge ensures our mission is successful.

Maintaining relationships with the fire service, law enforcement, and related professional associations is paramount to keeping open lines of communication. Sharing information is an essential element of successfully accomplishing our mutual and complementary missions, and those of the local, state, and federal agencies which are our partners during times of natural disasters. Serving on technical advisory committees enables Florida to remain at the forefront of improvement and innovation in our industry. The well-established relationship between the DSFM and the International Fire Marshals' Association (IFMA) has been the catalyst for many ground-breaking ideas to better serve the varied needs of Florida's Fire and Emergency Services.

The exemplary level of commitment and professionalism of each member of the division's team of employees who come to work each day and strive for excellence in serving the fire service and citizens of Florida is unparalleled. As you read the 2016

Annual Report, please take a moment to learn about each bureau and its mission of service. We are very proud of the work and accomplishments achieved, particularly the depth and breadth of the statistical data provided by our local partners through the Florida Fire Incident Reporting System (FFIRS). This information provides highly useful and important decision-making data to our fire and emergency services and the citizens of Florida seeking to become better educated about the services their agencies provide.

Florida Statute 633.135 and Florida Administrative Code 69A-37.502 established the Firefighter Assistance Grant Program to improve the emergency response capability of volunteer fire departments, provide financial assistance to increase firefighter safety, and to provide firefighting and emergency medical services to their communities. Grant funding is available for training, personal protective equipment, self-contained breathing apparatus, and cost share subsidy for Assistance to Firefighters Grant Awards (AFG) apparatus awards. Eight Firefighter Assistance Grants were awarded in the initial year of 2016, and grant applications are available on the Division of State Fire Marshal's website. Hopefully, these grants will help our fire service partners to better address the needs and safety of all first responders and the citizens and visitors of Florida.

Sincerely,

Melvin M. Stone  
Assistant Director





## Emergency Management and Response

In 2016, The Division of State Fire Marshal (DSFM) continued its role as the lead agency for Emergency Support Function 4 (Firefighting) and for Emergency Support Function 9 (Urban Search and Rescue or US&R), forming two of the 18 Emergency Support Functions (ESF) and a part of the Florida Comprehensive Emergency Management Plan (CEMP). It is the responsibility of the DSFM to provide coordination, staffing and assistance, both at the State Emergency Operations Center (SEOC) in a large or major event, and/or away from the SEOC in major and minor events.

Historically, most of these disaster events are hurricanes or wildfires, but they can be the result of a wide range of issues such as plane crashes, building collapses, explosions, tornadoes, hazardous materials, oil spills, terrorism, refugee relocation assistance, and flooding.

Within ESF 4 & 9 and SEOC, the DSFM is responsible for verifying requests for resources and information, ensuring appropriate assistance is provided, ordering resources, tracking and documenting resources in the field, creating cost estimates, facilitating logistical support, and establishing overall response procedures and objectives. Outside of the SEOC, members of the DSFM perform operational duties including, but not limited to, security for teams and task forces performing firefighting or search and rescue operations, operational cost audits, public information, and road and debris clearance as needed.

Most coordination is accomplished through partnerships with other agencies and associations which provide operational response assets, technical assistance, and staffing. ESF 4 & 9 major partners are the Florida Forest Service (FFS), the Florida Division of Emergency Management (DEM), the Florida Fish and Wildlife Commission (FWC), the Florida Department of Health (DOH), the Florida Department of Environmental Protection (DEP), the Federal Emergency Management Agency (FEMA), the Florida Fire Chiefs' Association (FFCA), and the Florida National Guard (FLNG). The FFS takes the lead in wildland firefighting; the DEM manages all emergency operations and the SEOC; the FWC assists with waterborne SAR and security; DOH supports health operations including life support; DEP takes the lead in hazardous materials; FLNG provides some waterborne and high-wheeled vehicle assets, and FEMA coordinates Federal assets; and in turn, ESF 4 & 9 provides support, resources and/or technical expertise to each of the partners listed above and numerous other stake holders.

Florida and ESF 4 & 9 experienced a busy year during 2016, with significant events requiring emergency response, such as the South Florida floods and Hurricane Matthew. We always have hope there will be no major events harming our state each year, but we constantly work and train to be prepared when they do occur.

Wayne E. Watts, Jr. MPA  
Fire and Search & Rescue (ESF 4 & 9)  
Coordinator



**WAYNE WATTS**  
Senior Management  
Analyst Supervisor





**JOHN KOHNKE**  
Domestic Security

## Domestic Security Grant Programs

The Domestic Security Program works in conjunction with various federal, state, and local agencies, along with constituent groups, to support and enhance the specialized teams that provide urban search and rescue, hazardous materials response, and mobile mutual aid radio communications responses statewide. The program supports the local specialized response teams with developing grant funded projects, response planning, deployment during activations, reimbursement claims eligibility, documentation, and submittal.

Over the past fourteen years the program helped secure and administer the fire rescue allocations of the Federal Homeland Security Grant Funds to the 8 Urban Search & Rescue (US&R), 29 Chemical, Biological, Radiological, Nuclear and Explosive (CBRNE) capable Hazardous Materials teams, (20 SHS Grant funded), 9 Mutual Aid Radio Cache (MARC) units, and local Light Technical Rescue Teams

(LTRT). The program continues to support the sustainment of equipment, advanced training, and exercises.

To accomplish this, the program works in concert with Emergency Support Function (ESF) 4 – Firefighting, and ESF 9 - Search and Rescue; the Florida State Fire College; the State Division of Emergency Management; the Florida Forestry Service; the Department of Environmental Protection; the Florida Fish and Wildlife Commission; the regional fire representatives, the Florida Fire Chiefs Association's subcommittees of Domestic Security Resource; the Florida Association of Search & Rescue; and the Florida Hazardous Materials Response.

The Domestic Security Coordinator is supported by key staff from within the division and the department as well as local, and state partners.







# Bureau of Fire Standards & Training

Florida's Bureau of Fire Standards and Training (BFST) at the Florida State Fire College is focused on understanding the needs of our customers and exceeding their expectations. The mission continues to be the development and delivery of high quality training and academic opportunities. The BFST manages more than 100,000 certifications for more than 60,000 Florida Firefighters, Firesafety Inspectors, Arson Investigators, and other customers. The mission is clear; to "enable the success of Florida's fire and emergency services community."

In December of 2016, the bureau took delivery of two new fire engines from E-One, Inc. These units were purchased as the result of the bureau receiving an Assistance to Firefighter Grant (AFG) from the United States Fire Administration (USFA). As a result, the bureau was able to replace two 1989 fire engines. These units have been placed into service to be utilized as part of the on-going delivery of firefighter recruit training as well as hydraulics and pump operations at the Florida State Fire College. In addition to being an integral part of the training program, these units are considered state assets to be deployed as part of a state response to natural and man-made disasters.

The bureau worked with representatives of Florida's volunteer fire service community to address areas impacting their abilities to deliver service to their respective communities. Two specific areas of concern for volunteer fire departments included their abilities to train and certify individuals at the Firefighter I (volunteer firefighter) level and the ability to obtain protective equipment for their firefighters. To assist volunteer fire departments in training firefighters, the bureau developed the "Grow as you Go" Firefighter I program which is delivered in a "modular", on-line format allowing the student to complete the program in self-paced manner. The bureau was also able to help in the development of the first-ever

Volunteer Firefighter Assistance Grant program to help volunteer and combination fire departments obtain personal protective equipment and self-contained breathing apparatus (SCBA) units to improve firefighter safety.

Since 2011, the bureau has worked with Drexel University to conduct research of non-lethal firefighter injuries on a national level as part of the Firefighter Injury Research and Safety Trends (FIRST) initiative. The FIRST initiative has begun to include additional research into fire service safety cultures, EMS behavioral health, violence, stress, and near-miss reporting. The bureau also continues to support the efforts of the University of South Florida in researching firefighter back injuries and the development of prevention programs. As part of these research efforts, Florida continues to serve as a leader in firefighter safety.

In 2016, the Florida State Fire College hosted the first-ever "Cancer Symposium". During the symposium, representatives of the University of Miami's Sylvester Cancer Center presented preliminary findings from a two-year research project funded through the Division of State Fire Marshal. The funding for this research project came from two separate grants from the State Fire Marshal totaling \$2.5 million. The bureau has recognized the impact of cancer as being a significant threat to the health and safety of fire service members and is committed to continuing the delivery of this symposium on an annual basis.

Rulemaking continues to be a significant aspect to meeting the mission of the BFST. Successful rulemaking occurs when all parties have the opportunity to provide input and feedback into the process. All of the BFST programs are developed through an open rulemaking process. Rulemaking may be initiated at the request of our fire service stakeholders or by the bureau. The BFST



**Michael Tucker**  
Bureau Chief



serves as the facilitator of the process, receiving input from others to reach a consensus on language. The BFST strongly encourages participation by individuals and constituents to frame a consensus on the rule, as it is truly a participative process inviting comments both pro and con. To stay informed, please subscribe to the Florida Administrative Weekly site at <https://www.flrules.org/> to receive notifications of any bureau rulemaking. The BFST currently is in the process of developing rules for the Fire Investigator and Firefighter Assistance Grant programs.

The staff of the bureau continues to improve the FCDICE system which serves as the central point for training and certification of firefighter, fire inspectors, fire service instructors, fire code administrators, and fire investigators in the state. As part of this process, the bureau continues to remind all fire departments and all individuals holding a Florida fire service certification of the need to maintain their respective profiles to ensure contact information is current. In addition to the legal requirement to maintain their records, the presence of current contact information improves the ability of the bureau to communicate with members of Florida's fire service.

As in previous years, the BFST is grateful to receive continued funding to update the Fire College campus. Numerous projects have recently been completed including efforts to make the campus more compliant with the Americans with Disabilities Act and the installation of a campus-wide video monitoring system. The bureau acknowledges that the continued investment of the Fire College campus is the direct result of the support we receive from our various constituent groups.

We want to remind you that the Florida State Fire College is your Fire College and we look forward to seeing you for future classes at **THE** Florida State Fire College!



## Safety Section

**SUSAN SCHELL**

Safety Programs Manager

Safety is synonymous with programs like "Everyone Goes Home" and the "16 Life Safety Initiatives", however the goal of the Safety Section is to create a "Culture of Safety". To this end, the Safety Section has taken steps to increase awareness of safety issues at all levels within fire departments across the state.

The Program Manager and Regional Representatives have continued working with departments to help them achieve compliance with the Florida Firefighter Occupational Safety and Health Act (FFOSHA). This process requires the review of policies and written procedures to assure safety is a priority in all activities. Departments have requested voluntary compliance inspections which allow the section to work with them on issues involving fire ground activities as well as ensuring safety committees are established, reviewing accident and injuries, and being proactive in the health and safety of the department's employees.

The section has also addressed safety through conducting investigations and inquiries into safety issues ranging from firefighters having the appropriate levels of training to enter the immediately dangerous to life and health (IDLH) areas to injuries that occur on the fire ground and during training drills. The results of these investigations and inquiries allow the bureau to determine changes to procedures to assure the safety of all personnel in the workplace.

In order to increase safety training in the field, the bureau and the Florida Fire Chief's Association (FFCA) Regional Board joined in an effort to deliver the classes leading to Safety Officer certification to instructors statewide. By increasing the number of instructors, additional Incident Safety Officer and Health and Safety Officer classes could be offered throughout the state. The knowledge gained in these classes makes both the fire ground and the fire department safer working environments. The classes also stress the importance of safety from top down managers to front line firefighters.

To further educate Florida's fire service personnel on safety and health concerns, the first Cancer Symposium was held in September. During this seminar, information was provided relative to the connection between firefighting activities and cancer. The symposium also stressed the need for decontamination of both PPE and the tools that are used on the fire scene. The Sylvester Cancer Center provided an update on their cancer research efforts which included the progress on tracking firefighters in the state and their health.



Realizing the need for training in the mental health arena, the first Mental Health Seminar was developed for delivery in May of 2017. This seminar will focus on issues such as suicide, post-traumatic stress disorder (PTSD), and methods the fire service can use to recognize issues.

The Safety Section continues to work proactively with fire departments across the state as a resource. The section can assist departments on finding resources such as policies, procedures, and best practices, as well as helping with internal investigations as needed. Safety personnel continue to attend

health and safety meetings throughout the state to provide assistance and work with safety officers on a variety of issues. You can also find the safety personnel speaking during conferences and seminars.

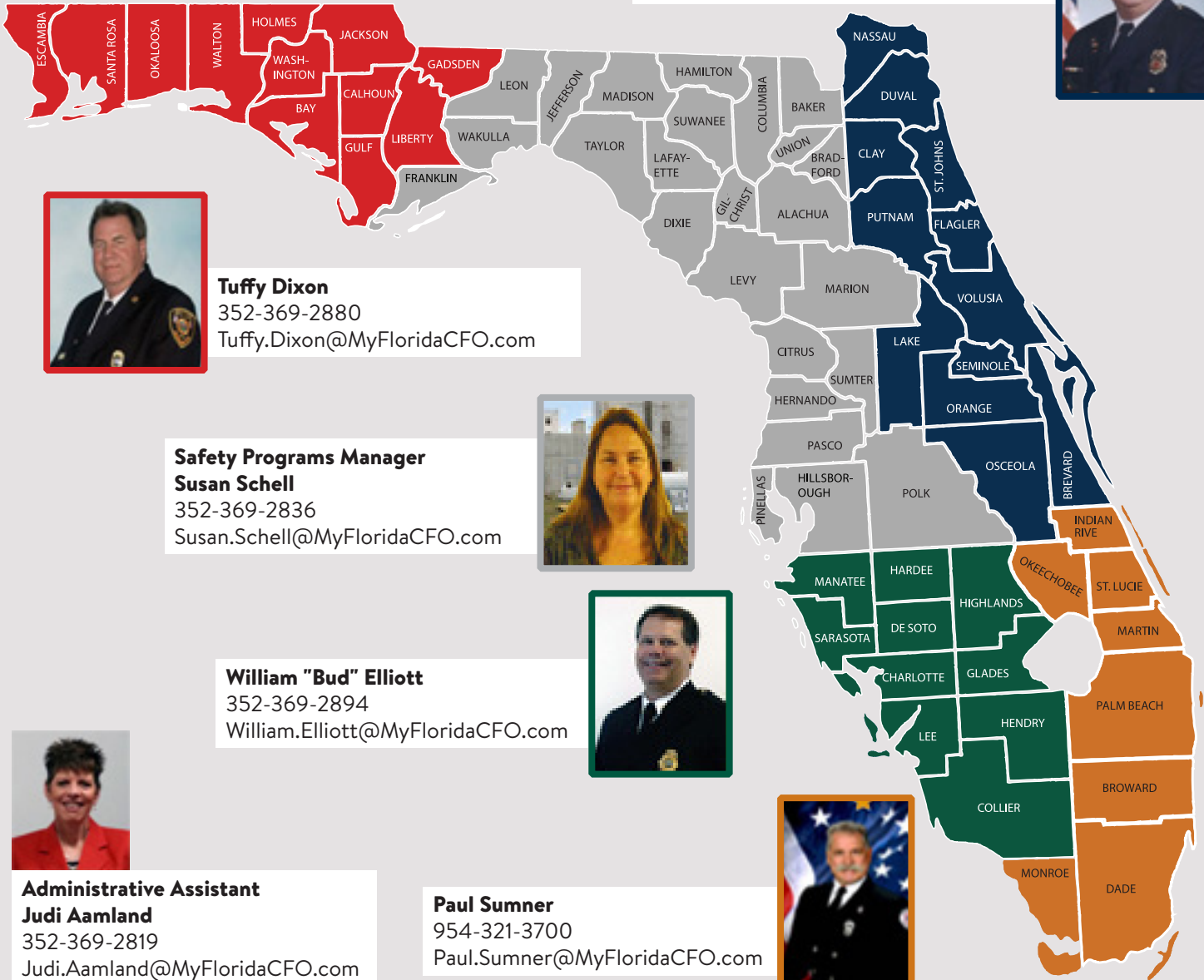
By being proactive and working hand in hand with the departments across the state, the Safety Section hopes to create a "Culture of Safety" where each member is able to ask for help, express their concerns about safety, and feel they are a valued member of their department.

## Safety Section Team's Geographical Areas of Responsibility

**Charles Chapman**

352-369-2881

Charles.Chapman@MyFloridaCFO.com





# Standards Section

**MARK HARPER**

Standards Supervisor

The Standards Section has eight (8) full time employees who manage the Florida Fire Service certification programs, which consist of more than 100,000 certifications for over 63,000 firefighters. The full time positions are supplemented with seven (7) OPS personnel who assist with periodic field examination testing and annual inspections of the 43 certified training centers.

The Standards Section has the responsibility for the oversight and maintenance of the Florida Fire Service certification programs as defined in Florida Statute and Administrative Code. In total, the Standards Section certified 6,617 candidates during 2016. This is a 9% increase in overall State certifications issued from 2015.

Candidates for Pro Board certification come from students in the Florida fire service and military personnel participating in technical training. The training of military personnel takes place at particular military bases in the southeast region or at the Florida State Fire College. In 2016, the Standards section issued 3,875 Pro Board certifications. Pro Board activity increased by 31% from the previous year.

The Minimum Standards written and practical examination evaluates an applicant's ability to maintain currency with the education and skills required of a firefighter. A Certificate of Compliance is awarded to applicants who complete the required training, achieve a passing score on a comprehensive examination and meet all statutory requirements for certification. In 2016, there were 2,076 certificates issued for Firefighter II. This is an 11% increase in Firefighter II certifications from 2015.

In order for a firefighter to retain a Firefighter Certificate of Compliance, every four years, he or she must:

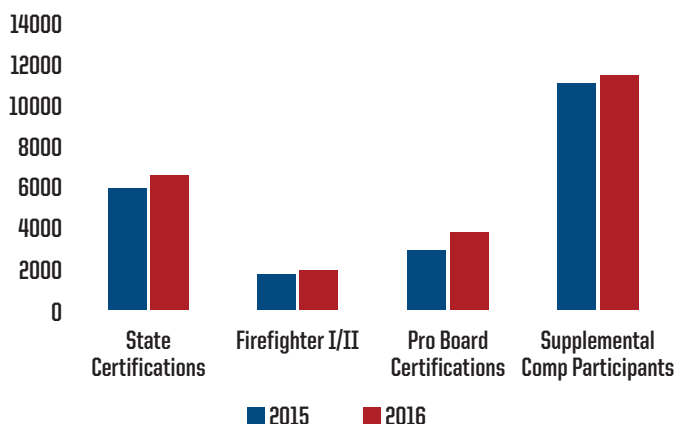
- 1) be active as a firefighter, or
- 2) maintain a current and valid fire service instructor certificate, instructing at least 40 hours during the four-year period, or
- 3) successfully complete a refresher course consisting of a minimum of 40 hours of training, or
- 4) successfully retake and pass the Minimum Standards Course examination within six months before the four-year period expires, or
- 5) be employed full time as a firesafety inspector or fire investigator, regardless of her or his employment status as a firefighter, or
- 6) provide service as a volunteer firefighter for a cumulative six months within a four-year period.

The use of Body Worn Cameras (BWC) was started this year and are worn by the Field Examiners during the administration of the Minimum Standards practical examinations. The goal of the BWC program this year was to ensure the Examiners are trained and receive adequate practice of use of this tool, and to determine the most effective and secure method of storing the data once obtained. The ultimate goal will be to ensure all examiners are administering the examination consistently and reduce potential discrepancies as perceived sometimes by testing firefighter candidates.

A significant component in meeting certification requirements is for each firefighter and fire service provider to maintain their respective information within FCDICE. Fire Service Providers must maintain accurate rosters to ensure their firefighters (volunteer and career) are properly credited with the service that allows them to retain certification. Inaccurate records may negatively impact their staff by having their certifications reflected as being expired. The presence of accurate contact information in FCDICE also allows the BFST to effectively communicate with each individual relative to specific issues pertaining to their individual certifications.

The Standards Section also manages the Firefighter Supplemental Compensation Program, which awards an education incentive to fire department personnel with qualifying degrees. In 2016, the office processed a total of \$9,469,324 of disbursement to 11,470 participants in the program. This is an increase of \$300,000 and around 300 more participants from 2015.

## Standards Section Activity





# Training Section

**BARBARA KLINGENSMITH**

Training Supervisor

The Florida State Fire College delivers high quality, professional instruction to firefighters, inspectors, and other customers. We achieve this mission by using full-time instructors along with part-time and contract instructors in the classroom. Our full time instructors also function as Program Managers who coordinate, review, update, and develop all courses, provide supervision and support for the part-time and contract instructors.

The Training Section continues to support the development of on-line, multi-media, mixed-media, and blended learning opportunities. Through collaborative efforts with training providers and professionals, the Training Section is able to provide state-of-the art educational and training opportunities. The section supports these nearly 4,000 instructors and training providers in serving the Florida fire service by providing a variety of resources and information.

The Fire College delivers instruction in various disciplines through a contract with Marion Technical College (MTC). MTC is contracted to teach firefighter minimum standards, pump operator, Urban Search and Rescue, and Hazardous Materials courses. The Florida State Fire College also supports MTC in the training of United States Army personnel in all urban search and rescue disciplines.

In 2016, the Fire College continued collaborating with MTC in the firefighter bridge course enabling our military veterans to qualify for firefighter certification. This program, named "Operation Dispatch," is a statewide initiative to assist military personnel returning to the workforce after service to their country. This initiative to support our veterans is the only known program of its kind in the United States.

Through a collaboration with the Florida Fire Chiefs Association (FFCA) and the BFST Safety Section, fire service instructors around the state were given the opportunity to complete train-the-trainer courses in Incident Safety Officer, Health and Safety, and Legal Issues for Safety Officers. This effort continues to provide firefighters with the opportunity to take advantage of local training to meet the requirements for Safety Officer certification.

The section has continued to work with constituent groups to maintain the currency of curriculum. Updated syllabi have been placed on the bureau's website and plans of instruction have been developed for instructors teaching the curriculum. A review committee evaluated the Fire Protection Systems I & II courses with a goal to complete

this work during 2015, and curriculum was rolled out in 2016. The Chief Officer, Personnel Management for the Fire and Emergency Services, Quantitative Analysis, and Analytical Approaches in Public Fire Protection courses were revised and updated.

The Training Section continues to work with the Bureau of Fire and Arson Investigations to support the delivery of arson courses and the development of the soon to be published student manual which encompasses four of the arson courses leading to certification. Collaboration between the Training Section and Bureau of Fire and Arson Investigations to develop a Fire Dynamics course to be delivered in 2017 is ongoing.

The Training Section staff continues to work with the Standards Section to insure all certification exams are current with respective NFPA Standards. Subject matter experts are routinely involved to validate the state exams being offered for certification.

The section continues to evaluate and approve online courses leading to certification. The continued development of this alternate teaching methodology provides flexibility to the emergency services personnel. The staff of the Training Section lead the project to update course prefixes in order to maximize how courses are identified by training providers.

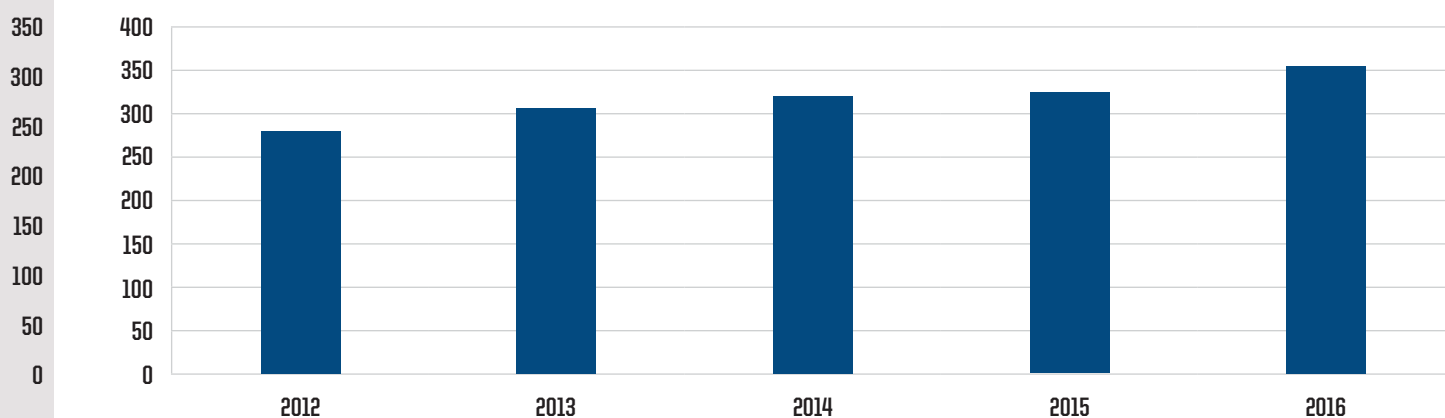




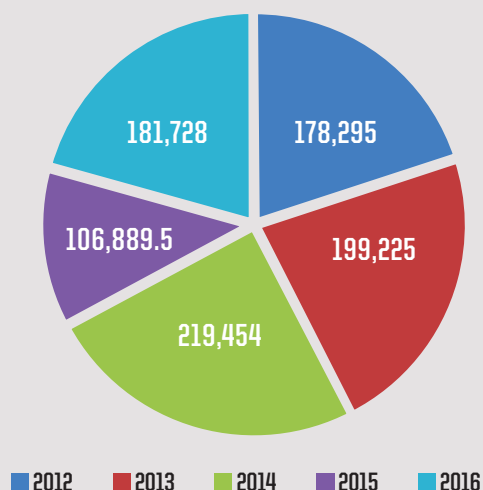
The Training Section continued to partner with our constituent groups to assist with the success of Fire Rescue East, Great Florida Fire School, FACAP, and the Northwest Volunteer Firefighter Weekend. The Fire College also conducted its annual Instructor Professional Development Seminar to provide information relative to current techniques and technology. The section also led the effort to deliver the annual Volunteer Week where participants could obtain courses towards their Fire Officer certification, or obtain their initial validation of skills competency for volunteer firefighter, and participate in required live fire training exercises.

The Florida State Fire College continues to offer courses leading to certification and professional development. The below charts compare the last four years of classes offered and number of students attending classes at Florida State Fire College. The number of class offerings increased from 315 to 356, the number of students attending those classes was 8,530, with a resulting 181,728 contact hours.

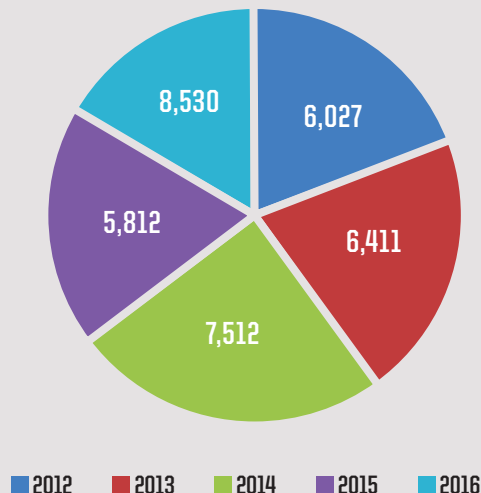
### Number of Classes Offered



### Student Contact Hours



### Number of Students



The Training Section's goal is to provide personnel with the most current information and tools to achieve training for all emergency services personnel through a variety of methodologies. The section is continuously focused on introducing new methods to meet the emerging needs of the instructors and the fire service. By knowing their needs, we are better able to provide a quality service to our customers and students and better allow them to serve the needs of their communities.



# Student Services Section

**REGINA SAUERACKER**

Operations Manager

**ANGELA CAIN**

Registrar

The Bureau of Firefighter Standards and Training (BFST) Student Services Section at the Florida State Fire College reaches all members of fire and emergency service organizations throughout Florida. As the first line of communication for the BFST, we are proud to assist students through both telephone and internet support to answer questions related to fire certifications, registration, and dormitories. In addition, we provide guidance to all guests on campus.

Exceptional customer service is our focus to ensure the learning experience at the Florida State Fire College exceeds the expectations of our students and their organizations. We encourage feedback from our students through weekly surveys. These surveys let us know if students were satisfied with their stay on campus as well as solicit information on areas we can improve. Improvements are made continuously to the dormitories and campus as funding permits. Upcoming improvements include a new burn building and student training rehabilitation structures. A new roof ventilation prop is also underway. The redevelopment of the Fire College's confined space prop has been completed as well as other functional improvements to the training grounds.

This year two new pumpers were added to the Fire College's cache of equipment. This will allow for more effective training for our new recruits as well as those students pursuing driver/operator certification.

In addition to serving as Registrar for the Florida State Fire College, the Student Services Section operates the Fire College Bookstore and coordinates dormitory reservations and facility availability for all on-campus providers and specialty groups utilizing the Fire College for training.

The Section provides administrative support to all groups as needed and coordinates all events with our maintenance and housekeeping teams to ensure on campus classes and training programs are always a positive experience. Our continuing goal is to exceed your expectations. Let us know how we are doing at:

[FSFC.comments@myfloridacfo.com](mailto:FSFC.comments@myfloridacfo.com)

In addition, please visit our website to find transcript request forms, book order forms and the most recent training schedule at:

<http://www.myfloridacfo.com/division/sfm/bfst/>





# Higher Education

## PATRICK GIACOBBE

Academic Instructor

In addition to its Standards, Training, and Safety functions, the Bureau of Fire Standards and Training (BFST) continues to provide educational leadership through its coordination of Fire Service Higher Education programs. Through its relationships with the Florida Department of Education (FLDOE) and the National Fire Academy, in partnership with the Florida Fire Service Educator's Consortium (Florida public and private colleges and universities offering Fire Science degree programs); the bureau plays an integral role in the administration and coordination of college level fire and emergency services programs. These programs, supported by the Fire and Emergency Services Higher Education (FESHE) structure, provide nationally recognized curricula which contains developed frameworks for college degrees at the associate, bachelor and graduate degree levels.

Another important function of BFST's Higher Education Program is to provide counseling to students wishing to pursue an associate or bachelor degree in a fire service related degree program. Many of the courses taken in pursuit of Florida fire certifications can be applied to accredited degree programs, saving time and money for firefighters as they pursue higher education. The BFST Academic Instructor visits Florida State Fire College classrooms each week to offer students the opportunity for individual academic counseling.

Florida's present certification process for Fire Officer I and Fire Officer II provides an avenue to obtain national certification (ProBoard) as well as college credit for courses at the associate degree level. As part of our continuing effort to assist Florida's fire service with succession planning and developing the next generation of mid-level and administrative fire officers, the bureau has developed Fire Code Administrator, Fire Officer III and Fire Officer IV certifications. The courses associated with these certifications are at the Baccalaureate Degree level and will support administrative and executive level fire officers desire to obtain national and international certifications while earning college credits.

To assist with developing the leadership and critical thinking skills required at the supervisory and managing officer level, the bureau continues to offer the National Fire Academy Leadership Series classes as well as the Shaping the Future course. These courses are prerequisites for attending the National Fire Academy's Managing Officer Program. This NFA program is comprised of a multiyear curriculum that

introduces emerging fire and emergency services leaders to personal and professional skills in change management, risk reduction and adaptive leadership.

Additionally, recognizing the need for higher level critical thinking, analytical skills and executive leadership training for chief fire officers, the need for formalized senior executive development becomes paramount. The bureau is sponsoring an executive level series of classes for fire chiefs in partnership with the National Fire Academy. The bureau is proud of its position of developing and providing needed leadership skills within the national higher education framework for Florida's fire service.

# Volunteer Fire Section

## CHARLIE FRANK

State Volunteer Fire Coordinator

This new section was established within the Bureau of Fire Standards and Training (BFST) on July 1, 2016, and is located at the Florida State Fire College. The section is managed by the State Volunteer Fire Coordinator whose responsibility is to assist volunteer and combination fire departments with training, statutory and Florida Administrative Code (F.A.C.) requirements, recruitment and retention, resources, grants; and manage the BFST "Grow As You Go" on-line Firefighter I program and Florida Firefighter Assistance Grant Program.

The BFST "Grow As You Go" Online Firefighter I program was created in March 2016, to provide volunteer firefighter recruits with the ability to complete the classroom portion of Firefighter I at their own pace and at no cost to their fire department. The program is modular in design and provides a means for volunteers to assist their department as they gain knowledge and skills. The modular design allows the individual to accomplish five different completion points while working to complete the Volunteer Firefighter Certificate of Completion. The completion points are Support Personnel, Tender Driver/Operator, Wildland Firefighting, Vehicle Collisions, and Exterior Firefighting. To receive their Volunteer Firefighter Certificate of Completion (206 hours), the new recruit completes the online portion along with associated skill sheets, Florida Firefighter I Practical Skills Task Book, and remaining requirements in F.A.C. 69A-37.055(2)(b).





### BFST "Grow as You Go" Online Firefighter I Program March 2016 thru December 2016

Number of Enrolled Students	69
Support Personnel	6
Tender Driver/Operator	0
Wildland Firefighting	1
Vehicle Collision	1
Exterior Firefighting	5
Firefighter I	1

The Florida Firefighter Assistance Grant Program was established by Section 633.135, F.S. on July 1, 2016. The purpose of the Grant Program is to improve the emergency response capability of volunteer and combination fire departments by providing financial assistance to increase firefighter safety and better serve their respective communities.

In July of each year, the total available funding amount, grant period, start and end date, and application instructions are published on the BFST website and grant applications will be accepted for a thirty (30) day period. In accordance with F.A.C. 69A-37.502(3) eligibility requirements include being a fire service provider, organized for not less than five years, recorded in the division's online electronic database, have a Florida fire department identification (FDID) number, submitted the Florida Fire Service Needs Assessment, compliant with Safety Compliance Inspection, and submit fire incident data for a period of twelve months following the date of grant award. Grant funding is available for reimbursement cost to conduct practical skill training contained in the volunteer firefighter curriculum, personal protective equipment, self-contained breathing apparatus, and subsidize the cost share match for the FEMA/AFG grant to obtain a pumper fire apparatus.

The State Volunteer Fire Coordinator is available to assist volunteer and combination fire departments with meeting their needs so they can provide the best fire service to their community.





# Bureau of Fire Prevention



**CASIA SINCO**  
Bureau Chief

The Bureau of Fire Prevention's mission continues to focus on the reduction of life loss and property damages due to fire. The bureau's multiple compliance and enforcement programs including boiler inspections, licensure of fire related industries, explosives and fire code development, are constantly updated to improve efficiency, ensure customer service and safety, and remain current with statutorily mandated changes. The bureau manages the programs through its four functional areas of Plans Review, Inspections, Regulatory Licensing, and Boiler Safety.

## Efficiency Measures

The bureau continues to seek new methods to improve efficiency within each of its functional areas. Most notable this year was the successful implementation of online applications for Regulatory Licensing and Boiler Safety. This additional functionality has allowed for the online entry and payment of boiler certificate fees and license applications. The bureau will also continue with the procurement and implementation of an electronic plans review system. Such a system will allow agencies and architects to upload and apply for plans review online, saving the state valuable printing, storage,

and postage costs as well as decreasing review time. The initiative will also allow for enhanced communication between plans reviewers and field inspectors.

## Public Safety

The bureau is constantly seeking new avenues to expand our public safety education efforts. The bureau offers fire extinguisher training to state employees and members of the public and utilizes three digital trainers, which have expanded our delivery of this training significantly by allowing indoor training as well as outdoor. Bureau staff continues to conduct public education in the areas of boiler safety as well, training boiler owners, installers, and building and fire officials. The bureau continues to deliver fire safety education to audiences and venues throughout the state including the Florida State Fair, Fire Prevention Week, and Campus Fire Safety Week.

## Staff Development and Training

The bureau's professional and administrative staff continues to complete hundreds of hours of continuing education and professional development courses annually to maintain concurrency with the changing conditions in the regulated industries. The bureau has continued to support initiatives of the National Fire Academy and federal assistance programs aimed at fire and life safety improvement. Our staff works with key fire service leaders in code development and interpretation in addition to serving on technical and regional code development committees, as well as the Florida Building Commission. In conjunction with other division personnel, the bureau's staff perform in administrative and field operational roles in support of ESF 4 & 9 (Fire Fighting and Search and Rescue) during periods of natural or man-made disasters.

## State Fire Marshal - Compliance and Enforcement Bureau of Fire Prevention FY 2015/2016

Number of boiler inspections completed by department inspectors	1,327
Number of construction plans reviewed	447
Number of entity requests for licenses, permits and certifications processed within statutorily mandated time frames	9,910
Number of recurring inspections completed	7,149
Number of high hazard inspections completed	7,725
Number of construction inspections completed	2,018
Number of regulatory inspections completed	1,337



# Boiler Safety Program

The Boiler Safety Program is charged with the enforcement of the Boiler Safety Act as outlined in Chapter 554, Florida Statutes. The Department of Financial Services adopts by rule a State Boiler Code for the safe construction, installation, inspection, maintenance, and repair of boilers installed throughout this state. The Program issues a certificate of competency to qualified applicants who work for licensed boiler insurance companies annually. These applicants are called special inspectors. Examinations are given on a quarterly basis to qualified individuals desiring to inspect boilers when requested.

Greg Frazier, Chief Boiler Inspector, administers the State Boiler Inspection Program. Boiler Safety Section staff consist of the chief, 5 deputy boiler inspectors and two administrative support staff. Boiler insurance companies employ about 120 special inspectors who conduct inspections and submit inspection reports to the program.

## Operations

There are more than 13,600 registered boilers located in public assembly locations in active service. For the 2016 calendar year, the deputy boiler inspectors, program staff, and insurance company special inspectors conducted and/or recorded 8,996 boiler inspections, identified 1923 violations and closed 1,030 violations (See Chart).

For an owner of a boiler located in a place of public assembly, three criteria must be fulfilled to obtain a certificate of compliance as described in the Boiler Safety Act. First, the boiler must have a current certificate inspection performed by the chief, deputy, or special inspector that has been documented on an inspection report described within the boiler safety rules and submitted to the boiler safety program

for processing. Boiler safety program staff process the information and create an invoice for the statutory certificate fee and create a violation letter if any are found. Once payment has posted for the fee and any documented violations have been cleared by the appropriate inspector, the certificate will be generated and mailed via a daily batch process.

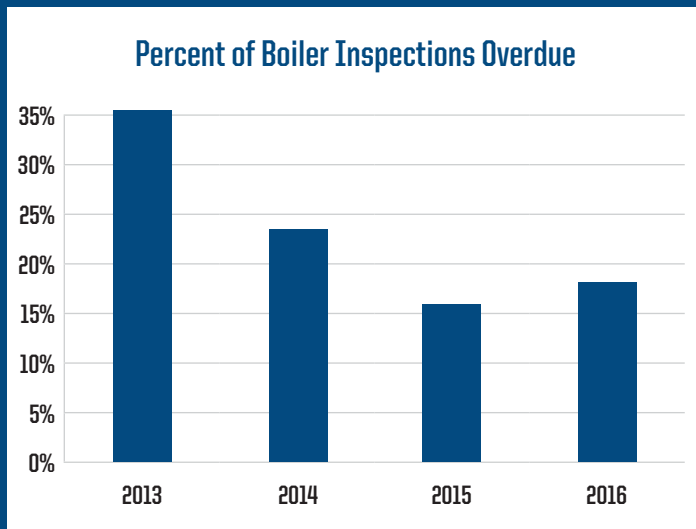
Beginning about eight years ago, efforts have been directed to getting the right inspector to the right boiler. This means if the boiler is insured, the insuring company has the obligation to complete the inspection. State deputy inspectors are not to inspect insured boilers which would, in effect, subsidize one insurance company over another. There are always extreme exceptions of course but that policy shifted much of the work to the companies who were being prepaid through insurance premiums to make the required inspections. This shift allowed State deputy inspectors to expand the focus from inspections to include other areas, such as performing public outreach training to educate boiler owners, contractors, and other interested parties in the requirements concerning the Boiler Safety Act F.S. 554, the Boiler Rules 69A-51, and boiler safety awareness. A total of 37 public outreach training sessions were performed by the chief and deputy boiler inspectors statewide in 2016. Additionally, deputy inspectors began to search for unregistered boilers and noncompliant boilers in their assigned territories and provide direct assistance to these boiler owners in obtaining their boiler certificates. This assistance could be simply providing a copy of an overdue invoice or providing technical expertise in solving complex code violations in concert with boiler owners and repair companies. The results of these efforts have resulted in statewide overdue boiler inspections dropping from 33% in 2013, to 17% in 2016. This can also be described as improving the compliance rate of regulated boilers from 67% to 83% for that same 4-year period.

## Inspector Activity Report 01/01/2016 - 12/31/2016

	Re-Inspections				1st Inspections				Follow-Up				Total Inspections	Violations Found	Violations Closed
	External	Internal	Combination		External	Internal	Combination		External	Internal	Combination				
SFM Inspectors Total	723	621	37	64	163	161	1	1	430	284	76	70	1316	627	344
Agency Inspectors Total	6329	5187	1135	7	685	669	12	2	666	589	76	1	7680	1296	686
Program Total	7052	5808	1172	71	848	830	13	3	1096	873	152	71	8996	1923	1030



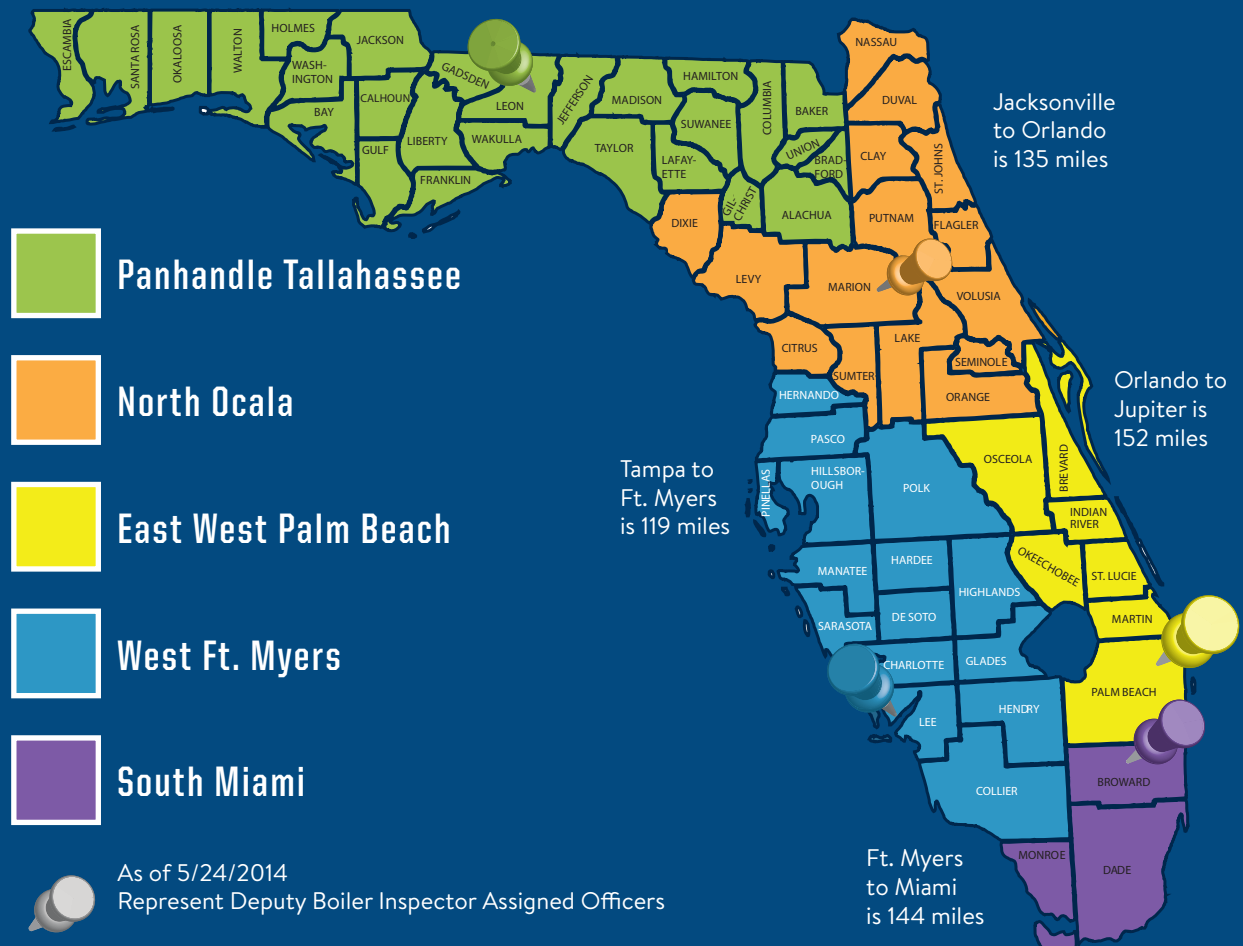
The chart below shows the decrease in overdue boiler inspections which is followed by a map illustrating the extremely large territories the deputy boiler inspectors service.



The public portal is easily accessed through the Bureau of Fire Prevention, Boiler Safety Program web page, provides a direct access link, to Citizen Serve our work flow management system. As the public portal continues to be enhanced it is becoming a valuable self-help tool for boiler owners, special inspectors, and other interested parties. The feedback we receive from the public for the portal has been extremely positive. All registered boiler files are now available for review by the public. Invoices, certificates, inspection reports, and historical data can be downloaded. Registered boiler owners and special inspectors may upload documents needed to complete inspections and clear open violations. Additionally, boiler owners now have the option of paying invoices online, and having the certificate ready for download within hours, instead of mailing the payment and waiting for the certificate to arrive via regular mail. The boiler staff routinely spends approximately 20 hours per week, educating the public on portal access and use.

Would you like more information? Please take a tour of the Boiler Safety Program's robust website, public portal, and report generator that contains information and statistics about currently registered boilers in the state. Visit us at [www.MyFloridaCFO.com/boiler](http://www.MyFloridaCFO.com/boiler) to see for yourself!

## Boiler Territories







## Plans Review Section

**JOHN S. GATLIN**

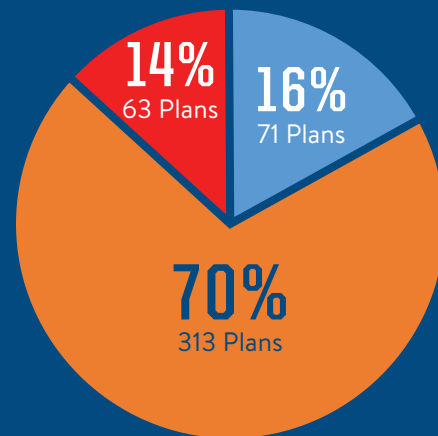
Engineer IV

The Plans Review Section's primary vision is to protect human life from fire and products of combustion as well as reduce state government and taxpayers' losses due to fire. The Plans Review Section helps internal and external stakeholders identify effective fire protection features and life safety systems that detect, extinguish, or control fire, and incorporate those features into the various construction projects featured across the state. By doing so we aim to improve a building's level of safety for its occupants. In addition to compliance reviews the section assists members of the Inspections Section with reoccurring inspection issues, system testing and commissioning of fire protection systems and life safety equipment.

During 2016, the Plans Review Section worked with agencies, owners, designers, engineers, contractors, and other code enforcement officials to ensure all 447 state-owned and state-leased building projects, with costs totaling more than 248 million dollars, followed the Florida Fire Prevention Code during construction, alterations, and renovations. Each year the section reviews hundreds of plans that range from the typical office renovation to the complex university research facility. The thorough review of plans and specifications include, but are not limited to, analyzing means of egress, smoke detection and management, suppression systems, and important site features such as water supply and fire department access. Both prescriptive and performance-based codes are applied, enabling the customer to meet their needs and not restrict the design professionals' creativity. Alternative designs using performance-based codes require sound engineering analysis, equivalency concepts, and redundancy.

Plan review is a vital, cost effective, and value-added engineering tool that provides guidance while buildings are in the design phase and throughout the construction cycle. By identifying potential code problems early in the process, designers, state agencies, and taxpayers avoid costly construction changes and delays. This year's reviewed plans provided benefit to hundreds of direct customers by facilitating timely project completion and to hundreds of thousands of indirect customers by ensuring a building is designed to the appropriate fire prevention code for those who work and visit these buildings.

### 2016 Plans Reviewed



■ State Owned New Construction ■ State Owned Renovation  
■ State Leased Renovation

During 2016, section staff continued working toward implementation of electronic plans review. With full implementation of electronic plans review, the section anticipates enhanced efficiency within the review process.

## Inspections Section

**JOHN WALKER**

Senior Management Analyst Supervisor

The Inspections Section is the largest of the four code compliance sections within the Bureau of Fire Prevention. It is a customer oriented, multi-faceted unit with statutory authority to conduct fire safety inspections in state-owned properties and applicable regulated industries throughout the state. There are nine field offices located within six multi-county regions. The purpose of the inspections that are conducted is to identify, advise, and ensure correction of fire code violations and licensing renewal in order to prevent or reduce the probability of fire through code compliance. The section assists with the development of the Florida Administrative Code which includes regulations



for occupancies classified by law as “uniform” buildings and structures. These occupancies include, but are not limited to, hospitals, nursing homes, restaurants, public lodging establishments, and childcare facilities. The section’s personnel also respond to calls for code interpretation and assistance while other personnel continue to participate with the Florida Building Commission and the administration of the department’s Loss Control and Safety Program.

The section’s mission is to strive to improve fire safety for Florida’s citizens and visitors through gathering, storing and retrieval of related critical data that is one of the core responsibilities of the bureau. Another important part of our mission is preventing fires, not only through the inspection process to reduce fire losses, but through public education regarding fire safety and fire hazards.

Throughout the year, section personnel continued to be involved in numerous public education and outreach activities ranging from fire prevention presentations, assistance to local government officials and other state agencies, code development, and complaint and regulatory licensing investigations to alarm assistance, disaster training as well as mitigation duties.

## Inspections Required by Law

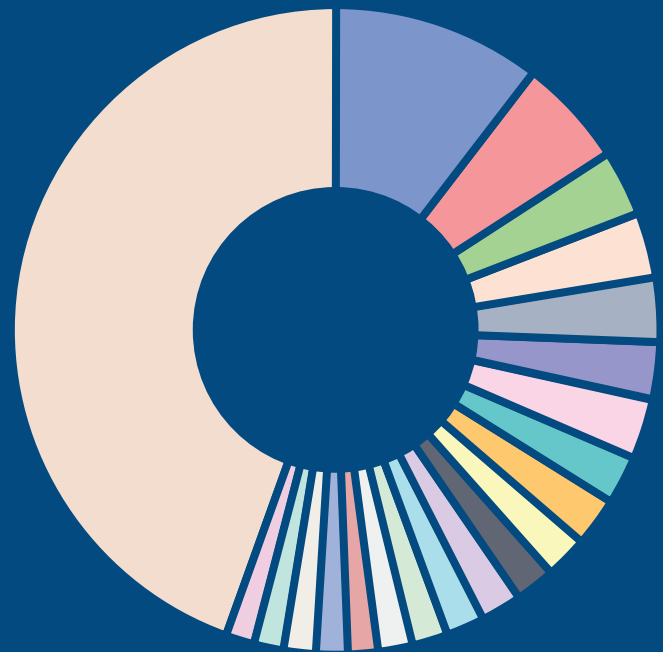
Statutory inspections required of the section are divided into two types: annual and recurring.

The inspections are designed to identify and ensure the correction of any fire code violations to reduce the propensity for the start or spread of any uncontrolled fire through prescriptive and performance-based code application.

Properties inspected include, but are not limited to, all state office buildings, universities, prisons, hospitals, and specific public and charter schools. All state-owned properties that are classified by statute as High-Hazard Occupancies are required to be inspected annually. By working in conjunction with other state agencies we are able to ensure that as space requirements change we are not leaving uninspected spaces and thus providing the best fire safety possible for the workers and citizens of Florida.

Fire Protection Specialists from the section also inspect other life safety systems and processes including storage locations for explosives, fire protection systems, licensing activities for fire equipment dealers, conduct investigations of construction mining sites and of citizen complaints. The section also conducts follow-up inspections of fire incidents to identify associated damage from fires which may have been caused or impacted by fire safety code violations.

Violations by Violation Type



Emerg lights not operational, or present	1,309	18.7%
General requirements	687	9.78%
Improper use of multistrip/exten cords	422	6.0%
Fire alarm	404	5.75%
Sprinkler or other	403	5.74%
Penetration protect missing/inadequate	380	5.41%
Exit lights inoperable emergency mode	371	5.28%
Means of egress	313	4.46%
Open electrical junction box/panel	301	4.29%
Improper storage	266	3.79%
Emerg lighting not tested/recs maint'd	265	3.77%
Exit access obstructed/not maintained	253	3.60%
Fire extinguisher not inspected/tagged	242	3.45%
Sprink system needs inspect/test/maint	220	3.13%
ASME data report	214	3.05%
FACP indicates trouble condition	199	2.83%
Monthly inspection not done/recorded	198	2.82%
GFCI's not installed in wet locations	197	2.81%
Unprotected vertical opening	195	2.77%
Exit lights inoperable normal mode	181	2.58%
All others	7,020	100%



# Regulatory Licensing Section

**KEITH MCCARTHY**

Safety Program Manager

The Regulatory Licensing Section is charged with providing licensing, certification, and regulatory enforcement for the Fire Equipment Dealer Industry (portable extinguishers and pre-engineered systems), the Fire Protection System Contractor Industry, the Explosives Industry (manufacture, distribution, and use), the Construction Mining Industry, and the Sparkler Industry (manufacture, distribution, wholesale and retail sales) pursuant to Chapters 552, 633, and 791, Florida Statutes.

The section is staffed with six personnel supporting the activities that surround the five industries statewide.

## Licensing of Regulated Industries

The section's primary focus within the year has been the improvement of our web-based system which enable its licensing functions to be completed by applicants and regulated entities online. The goal of the additional features of the updated system is to provide increased access through the internet, automated functions, and increase customer service as well as expand the ability for the public to search for licensed fire equipment dealers and fire protection system contractors on the division's website.

## Construction Mining and Explosives Industries

The Regulatory Licensing Section is responsible for the issuance of permits to firms pursuant to Chapter 552 Florida Statute and Florida Administrative Rule 69A-2 engaged in the mining of road base material for the building of roads statewide as well as to individuals and firms who wish to manufacture, distribute, purchase, use, and store explosives in the State of Florida. Construction mining permits are issued for ten years and are subject to an annual inspection of records and the mine sites. Explosives licenses and permits expire on September 30th annually and are subject to annual inspection of records and explosive storage facilities.

License Type	Currently Active	Newly Issued
Manufacturer-Distributor of Explosives	29	2
Dealer of Explosives	8	1
User of Explosives	183	7
Blaster Permits	323	18
Construction Mining Permits	95	2
Total Licenses and Permits	638	30

*\* Total figures represent new permits issued during 2016*





## Fire Prevention Industries

The Regulatory Licensing Section is the first point of contact for individuals who wish to gain the certification necessary to service and maintain portable fire extinguishers, pre-engineered fire systems, and engineered fire sprinkler systems pursuant to Chapter 633.304 and 633.318, Florida Statutes. The section maintains the database of all current licensed entities, including 1059 Fire Protection System Contractors and 666 Fire Equipment Dealers. The staff is also responsible for producing photo identification cards for 2,591 fire equipment permittees and 769 water-based inspectors employed by certified Fire Protection System Contractors I and II.

## Sparkler Industry

Pursuant to Chapter 791, Florida Statutes the section issues registrations for individuals or companies wishing to sell sparklers at retail to the general public. These registrations expire annually on January 31st.

The Regulatory Licensing staff, in conjunction with the Bureau of Forensic Services, receives and processes products from licensed wholesalers and distributors of sparkler products nationwide. The staff jointly documents and maintains a database of the products submitted, reviews chemical analysis reports, weighs and performs a functional test on each item to ensure compliance with Chapter 791.013, Florida Statutes. Thirty-eight new products were submitted and thirty-seven approved during the 2016 product testing. The updated list is comprised of 2,328 approved products and is available on the division's website at [www.myfloridacfo.com](http://www.myfloridacfo.com).

## Florida Fire Safety Board

The section additionally receives and processes continuing education courses for the Fire Equipment Industry and the Fire Protection System Industry while tracking course approvals of those courses attended by industry members, and provides technical staff support to the Florida Fire Safety Board. This board, per Chapter 633.302 is appointed by the Chief Financial Officer and State Fire Marshal, and serves in an advisory capacity to the State Fire Marshal on matters related to the Fire Equipment and Fire Protection Industries. In addition to the normal responsibilities of this board during 2016, the board reviewed and approved 160 continuing education courses. Continuing education coursework for both industries is available by mail or via the division's website at [www.myfloridacfo.com](http://www.myfloridacfo.com).

## Enforcement Actions

This section is the first point of contact for members of the public wishing to lodge a complaint regarding any of the regulated industries, including the construction materials and mining activities in their area. The staff is responsible for fielding the phone calls, noting all relevant information, and passing the complaints to the appropriate Inspection Section personnel for review and inspection. This section also continues its ongoing role in developing and monitoring the Florida Administrative Rule related to the industries regulated and works jointly with the Inspection Section personnel to ensure the proper inspection and regulation of the licensed entities.

License Type	Currently Active	Newly Issued
Class A Fire Equipment Dealer	136	9
Class B Fire Equipment Dealer	55	5
Class C Fire Equipment Dealer	206	19
Class D Fire Equipment Dealer	269	21
Portable Extinguisher Permits	1,799	280
Pre-engineered System Permits	792	99
<b>Total Licenses and Permits</b>	<b>3,257</b>	<b>433</b>

*\* Total figures represent new licenses/permits issued during 2016*

License Type	Currently Active	Newly Issued
Fire Protection System Contractor I	204	30
Fire Protection System Contractor II	436	50
Fire Protection System Contractor III	35	6
Fire Protection System Contractor IV	5	2
Fire Protection System Contractor V	379	39
Inactive Contractors		
Water-Based Protection System Inspectors	769	189
<b>Total Licenses and Permits</b>	<b>1,828</b>	<b>316</b>

*\* Total figures represent new Contractors/Inspectors only during 2016*

Registration Type	Currently Active	Newly Issued
Manufacturer of Sparklers	0	0
Distributor of Sparklers	17	2
Wholesaler of Sparklers	148	9
Retailer of Sparklers and Retail Locations	4,889	111
Seasonal Retailer of Sparklers	2,536	409
<b>Total Registrations</b>	<b>7,590</b>	<b>531</b>

New Product Submission	2016
Sparkler Products Submitted	38





# Bureau of Forensic Services

## Our Mission

The bureau's mission is "To provide the highest quality of relevant and reliable forensic services, while maintaining the most efficient fiscal impact possible." Public agencies, the courts, and the people demand that forensic laboratories provide quality analyses that can be relied on to assist with investigations and lay a foundation for their proper resolution. It is the bureau's duty to provide our stakeholders with such analysis, and thus, we achieved re-accreditation in 2015, through the American Society of Crime Laboratory Directors Laboratory Accreditation Board International (ASCLD/LAB). In 2016, because of a special inspection by ASCLD/LAB, our accreditation in fire debris analysis was temporarily suspended until we made changes to a few of our policies regarding interpretations. Because of this, we determined that a secondary accreditation from an independent organization was necessary and we were able to receive accreditation by the American Association for Laboratory Accreditation (A2LA). Both accrediting bodies accredit to the International Organization for Standardization requirements for testing and calibration laboratories (ISO:IEC 17025:2005). At present, we are one of the very few laboratories in the nation with dual accreditation.

In the forensic discipline of fire debris analysis, the results of our analyses are often used, after the criminal investigations are closed, by insurance providers to investigate and determine fraudulent claims. The bureau has a commitment to provide credible, high quality services for our customers. At the same time, we recognize that the citizens and visitors to our state are also our customers. As such, we are obligated to them to ensure that our findings and reports are accurate and that we have exercised due diligence when issuing reports.

The bureau is located outside of Tallahassee, Florida, on the grounds of the Florida Institute for Public Safety, off Route 90 West between Midway and Quincy, Florida. Florida is one of only three states in the United States to have their own dedicated forensic laboratory specializing in the analysis of evidence from fires or explosions.

## Our Services

### Chemical Analyses

The Bureau of Forensic Services (BFS) is the forensic laboratory within the Division of Investigative and Forensic Services. The bureau processes forensic evidence and images related to crime scenes but the primary work of the bureau is the analysis of evidence collected within a fire scene to determine the presence and identity of ignitable liquids. The presence of ignitable liquids may be an indicator that they were used to commit arson and their presence may also be the result of an accident or in some cases as an artifact of the manufacture of certain products. Fire debris analysis is conducted by the bureau's two Senior Crime Laboratory Analysts, Carl Lugviel and Perry "Mike" Koussiafes, and two Crime Laboratory Analysts, Dee Ann Turner, PhD, and Samuel Blittman. Mr. Koussiafes has a Masters in Analytical Chemistry from the University of Alabama and joined the bureau in 1997. Mr. Lugviel retired from the Michigan State Police Laboratory System and joined the bureau in 1995. Dr. Turner received her PhD in Analytical Chemistry from Purdue University with a dissertation in the effects of microbial degradation of ignitable liquids. Mr. Blittman, who is our newest analyst, came to us with extensive experience in fire debris analysis following 17 years at the Walnut Creek Laboratory of the Federal Bureau of Alcohol, Tobacco, Firearms, and Explosives and with the State of Alaska Crime Laboratory.



**CARL CHASTEEN**  
Bureau Chief



The bureau also analyzes evidence collected from explosions, incendiary events, and situations where a potentially hazardous chemical has been found. Most analyses are conducted by Senior Crime Laboratory Analyst Perry “Mike” Koussiafes. The potential for fires, explosions, or other hazardous situations for first responders should they encounter these chemicals is what motivates the bureau’s analysts to provide these analyses.

Fire debris analysis, identification of unknown chemicals, and explosives analysis are exclusive to the Chemistry Section. The Imaging Section is where forensic video analysis, photographic/ image archiving, and reproduction of records for public or investigatory requests are housed. Our staff consists of the Chief of Forensic Services, two Senior Crime Laboratory Analysts, three Crime Laboratory Analysts, one Forensic Technologist, one Maintenance Mechanic, one Administrative Assistant, and one part-time Receptionist.

Evidence from fires and explosions can be some of the most difficult forensic evidence to examine. This is because we are attempting to extract and identify a post-burn or post-explosion mixture of chemical residues from a background substrate after it also has burned or has been affected by an explosion. The background substrate often contains a mixture of many of the same compounds as are found in the ignitable liquids or other chemical residues of interest. The difficulty lies in determining what is extraneous (or added by the criminal) and what is inherent to the substrate. Our analysts must have the correct combination of skill, equipment, and knowledge to be able to characterize ignitable liquids or explosive residues. They exercise extreme caution in making final determinations. If the data is insufficient, the analyst will report the sample as negative.

The key tool in performing all our analyses is the expertise of our laboratory personnel. All analysts in the chemistry section have a minimum of bachelor’s degrees in chemistry or other natural sciences, with a heavy emphasis on chemistry. Most have completed additional graduate level studies with one having a master’s degree in analytical chemistry and a second with a doctorate in analytical chemistry. All of them have had additional training from one or more of the following: The National Center for Forensic Science; the Federal Bureau of Investigation; the Bureau of Alcohol, Tobacco, Firearms, and Explosives; American Academy of Forensic Science; the National Fire Academy, and others.



*Analyst Dr. Dee Ann Turner checking a sequence before initiating GC/MS analysis*



*Analyst Sam Blittman performing a validation study on a Fourier Transform Infrared Spectrophotometer*




Various analytical instruments are required for the variety of chemical tests we need to perform. Our key instrument for fire debris analysis is the gas chromatograph with mass spectrometric detector (GC/MS). For explosives and unknown chemical analysis, rarely will only one analytical test tell the whole story. While we may use the GC/MS on some items we will need to perform testing using our other instruments such as our ion chromatographs with mass spectrometric detector (IC/MS), X-Ray fluorescence spectrometer (XRF), Fourier transform infrared spectrometer (FTIR), Raman spectrometer (Raman), and ion mobility spectrometer (IMS). In addition, various classical wet chemical techniques may be employed.

In the calendar year 2016, the bureau performed 420 chemical analyses related to explosives or unknown hazardous chemicals with 3,191 fire debris sample analyses and 3,131 separate quality control/quality assurance analyses. These test the efficiency and quality of the laboratory's extraction, analysis, and interpretation procedures.

When a fire debris or explosives sample was submitted to the bureau, the average turnaround time to complete the analysis in 2016 was 7.5 days. All laboratory services are provided to all law enforcement, fire department, or public investigative agencies without charge. Analysts provide expert testimony at deposition or trial on request through a subpoena. Often our analytical reports will be stipulated by all parties or sometimes will be used in plea negotiations and the matter is resolved without trial.



*Gas Chromatograph with Mass Detector*



*Ion Chromatographs with Mass Detector*



*Pamela Kenon processing records requests*

## Imaging

The bureau's imaging section has multiple duties. First, it is the central archive of digital images of crime scene investigations conducted by the division's Bureau of Fire and Arson Investigations (BFAI). The bureau stores images collected since 1992, when it was the film processing laboratory for BFAI. This archive allows for the retrieval of images and photographs from cases even if the detective who conducted the investigation is no longer with BFAI. When digital cameras were first issued to BFAI in 1998, the bureau transitioned into working with and archiving digital images. Second, the bureau is often requested to provide copies of images or laboratory case files as part of a public records request or subpoena. These may be used to assist with additional investigations or in the presentation of evidence at trial. These special reproduction requests are performed by Administrative Assistant Pamela Kenon.



Third and last, the bureau has operated a section where forensic video processing may be performed. As video surveillance and recordings have become commonplace, the occasions where video has captured some aspect of a crime has also increased. These videos are often of poor quality or are presented in a confusing multi-camera or multiplexed format. With the assistance of Detective Brock Dietz from the Bureau of Fire and Arson Investigation and Crime Laboratory Analyst Melissa Stephens from BFS, the Forensic Video Section can de-multiplex, separate cameras, filter, stabilize, and clean the videos so that investigators can review them to determine if information present has value in concluding their investigation.

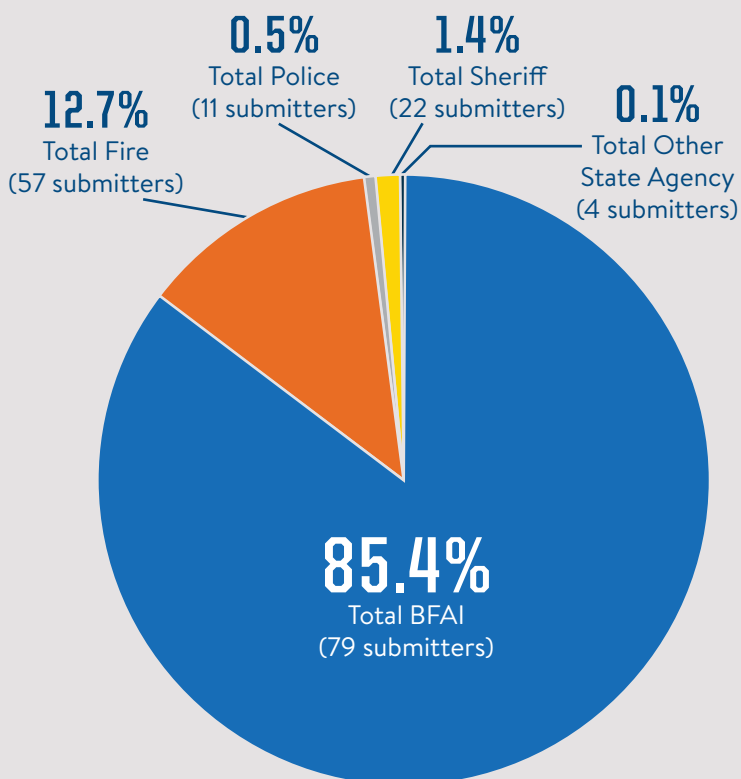
In our Imaging Section, digital images of crime scenes are transferred from the BFAI server and archived on the secure BFS server dedicated to that purpose. The dedicated server is also backed up regularly so that data can be recovered should the main server have a malfunction. Coordination of the archival of images as well as receipt, storage, and return of physical evidence is coordinated by Forensic Technologist Amy Pearson.

We can also scan conventionally developed photographs into a digital format for archival and processing purposes. The imaging section archived 2,696 cases in the calendar year 2016, containing over 227,000 separate images. In 2016, 44 videos were processed by Detective Dietz and Crime Laboratory Analyst Stephens.



*Forensic Technologist Amy Pearson*

### Percent of All Submissions 2016



## Our Customers

Our customer satisfaction survey was conducted for submitters during the period of January 1, 2016 to December 31, 2016. This instrument provides statistics on who submitted samples to the bureau during the survey period. Most evidence requiring chemical analysis was submitted by the Bureau of Fire and Arson Investigations. The bureau additionally received evidence for chemical analysis from Police Departments, Fire Departments, Sheriff's Offices, and other State of Florida Agencies.

The submissions from sheriff's offices are almost exclusively for the identification of hazardous chemicals seized during investigations of clandestine drug (methamphetamine) laboratories. The bureau will not accept either controlled or over the counter drugs to perform drug identifications but will use its expertise and instrumentation to identify the hazardous, flammable, and potentially energetic materials found in clandestine laboratories. Often the identification of these chemicals is as important in obtaining a conviction as finding the drugs themselves.



Results from our Survey of Customers who submitted samples for analysis or processing from January 1, 2016 to December 31, 2016 is reported below. The survey instrument was sent to 164 customers. A total of 91 (55.49%) responded to portions of the survey relevant to the services they used. A review of the survey responses is posted to the bureau's portion of the division's website. The responses were very positive and the results of the survey with all the bureau's services combined are provided below. Because this service is being discovered by police agencies and sheriff's offices combined with our dedication to a low turnaround, more of these agencies are taking advantage of it.



All Services Merged	Percent	Percent	Percent	Percent	Percent
Ranking	V. High	High	Neutral	Low	V. Low
Satisfaction with the work product	47.26%	36.32%	15.42%	0.50%	0.50%
Usefulness of the work product in closing cases	45.69%	36.04%	17.26%	0.51%	0.51%
Impact on investigator or agency if service were lost	55.61%	27.55%	16.33%	0.00%	0.51%
Quality of personal contact with BFFEA Staff	50.83%	32.04%	17.13%	0.00%	0.00%

## Submitting Samples

Forensic evidence must be submitted to the bureau either by hand delivery or by a certified carrier (United States Postal Service - registered mail only, Federal Express, United Parcel Service, etc.) Should you need to submit forensic evidence for review please use our submission form available through our portion of the division's website,

Please be aware that there are federal as well as courier specific restrictions regarding the shipment of materials. Specifically, you must also be aware that certain items must be listed as "dangerous goods" and thus have special labeling requirements. Other items may have an "excepted quantities" variation. The bureau has a "guide" on its website that provides more details on the submission of samples to the bureau.

After the samples are tested and a report is mailed or emailed, forensic evidence submitted to the bureau will be returned to all submitters. BFAI evidence will then either be returned or transferred to a BFAI representative for storage.



Ms. Sharon Taylor scanning and emailing reports to submitters



# Training & Professional Representation

Bureau staff is available to train personnel from other agencies in various aspects of forensic science, digital imaging, and evidence preservation. We are also a training ground for new forensic scientists. Since 1995, we have offered and provided internships to students from various universities so they can learn forensic science and be exposed to the work and instrumentation required. These internships also help us by providing additional workers at no cost to the state to assist in many projects at the bureau while they are here. While many have chosen to work in forensic science laboratories, many have chosen to go on to graduate programs in forensic science and chemistry, medical school, or law school. We have hosted students from:

- Florida State University
- Florida Agricultural and Mechanical University
- University of Central Florida
- Eastern Kentucky University
- University of Wisconsin at Platteville
- West Virginia University
- University of Pennsylvania
- Auburn University
- University of Lausanne (Switzerland)

Our employees contribute to the profession of forensic science through involvement in professional organizations. Often, we are more than simply members of the organization and rise to leadership positions. These organizations and leadership positions include:

- The International Association of Arson Investigators (IAAI) - Former Chair of the Forensic Science Committee
- The American Society of Crime Laboratory Directors (ASCLD)
- The American Society for Testing and Materials (ASTM) – Members E30 Criminalistics
- The American Academy of Forensic Science
- The Technical Working Group on Fire and Explosions (TWGFEX) – Former Facilitator, Chair, and current Vice-Chair
- The American Board of Criminalistics (ABC) – Fellow
- The Organization of Scientific Area Committees
- The Ignitable Liquids Resource Committee of the National Center for Forensic Science

## Accreditation

The bureau has long insisted on customer service and quality. To enhance this, the bureau identified forensic laboratory accreditation as a major goal. The bureau is accredited by both the American Society of Crime Laboratory Director's Laboratory Accrediting Board International (ASCLD/LAB) and the American Association for Laboratory Accreditation (A2LA). Both accrediting bodies use the International Organization for Standardization's (ISO) Standard for Testing Laboratories #17025 as their foundation. The bureau is accredited by both in the forensic sub-disciplines of fire debris analysis, explosives analysis, and analysis of chemical unknowns. The process to maintain accreditation is detailed and time consuming as it requires continual observance and review of all laboratory quality documents: quality manual, standard operating procedures, test methods, compliance manual, training programs, forms, etc. In addition, the bureau regularly completes an internal audit of one to two laboratory sections or processes each month.



AN AMERICAN ASSOCIATION FOR LABORATORY ACCREDITATION accredited TESTING Laboratory, meeting ISO 17025 and A2LA requirements (SINCE February 9, 2017 in the subdisciplines of Fire Debris Analysis, Low Explosives, and Analysis of Unknowns Chemicals from Clandestine Laboratories)



AN ASCLD/LAB-International ACCREDITED TESTING LABORATORY

(SINCE July 20, 2010 in the sub-disciplines of Explosives, Analysis of Unknowns, and Fire Debris)





# Bureau of Fire and Arson Investigations

The Bureau of Fire and Arson Investigations (BFAI) is a law enforcement branch of the Division of Investigative and Forensic Services and conducts fire, arson, and explosives investigations as well as other related criminal investigations statewide. The core mission of the Bureau is:

**"To effectively prevent, discourage, investigate and prosecute arson and arson-related crimes for the protection of Florida citizens and their property."**

Fire and arson investigation is a challenging law enforcement field because fire investigations are complex, arduous and inherently dangerous. As a result of this, the bureau does not investigate all fires that occur within the state of Florida, but investigators do respond upon request for calls for service, and are available 24 hours a day, 7 days a week to investigate fires and explosion-related incidents. The bureau's detectives are highly trained experts in the field of arson investigation and are solidly supported by a team of skilled crime intelligence analysts.

In 2016, the Bureau of Fire and Arson Investigations continues to take an active and active role in targeting arson for profit rings in the State of Florida. Perpetrators of these elaborately staged crimes receive payouts from insurance companies that often result in higher insurance premiums for law abiding citizens.

During calendar year 2016, the Bureau of Fire and Arson Investigations received 3,772 new requests for investigative assistance from fire departments, law enforcement agencies, federal and state agencies, individuals and insurance companies. This year, the Bureau conducted

investigations on properties that resulted in estimated losses of nearly \$147 million. Of this estimated property loss, nearly \$26 million was attributed to the crime of arson. Detectives made arrests in 368 investigative cases in 2016 and 249 of these investigations were classified as "Incendiary" fires. As a result, 279 defendants were arrested for the crime of arson. Holding arsonists accountable for their actions is our goal and this mission is driven by our highly trained Detectives who are experts in the field of arson investigation. The investigative support provided by our skilled Crime Intelligence Analysts and dedicated support staff is second to none and ensures that we continue to reach our goals. We continue to not only meet our mission, but we annually exceed the national average in case clearances. During 2016, our arrest clearance rate for incendiary fires was 31%, which is well above the reported national arrest percentage of 20 percent. This is the result of a perfect combination of experience and conscientious attention to duty driven by the desire to reduce victimization and arson incidents in Florida.

Our Detectives are always striving to bring criminals to justice. As a prime example of this type of dedication, Detective Brock Dietz was chosen as the Florida Fire Investigator of the Year for 2016, by Florida Advisory Committee on Arson Prevention (FACAP), the International Association of Arson Investigators (IAAI), and the Florida Fire Marshals and Inspectors Association (FFMIA). Congratulations to Detective Dietz on his hard work on behalf of the citizens of Florida.

The bureau is staffed statewide by 123 members, including: one Chief, two Majors, six Regional Captains, two Special Operations Captain, 17 Lieutenants, 75 Detectives, seven Crime Intelligence Analysts and 13 civilian support personnel. The bureau is under the direction of Chief Joseph Steadman.



**JOSEPH STEADMAN**  
Bureau Chief



*Detective Brock Dietz  
2016 Arson Investigator of the Year*



# Special Operations Section

The Special Operations Section supports field operations and coordinates the following specialty teams:

- 4 Hazardous Device/Explosive Ordnance Disposal Teams (EOD)
- 6 Accelerant Detection K-9 Teams (ADC)
- 1 Explosive Detection K-9 Team (EDC)
- 1 Forensic Investigative Support Team (FIST)
- 10 Computer Voice Stress Analysis Operators (CVSA)
- 1 State Fire Marshal Honor Guard

In addition, the Special Operations Section assists as part of State Emergency Operations Center (SEOC) ESF 4 (Firefighting), 9 (Search and Rescue), and 16 (Law Enforcement) team with staffing and other resources. The Special Operations Section is under the direction of Captain Karl Morgan. Captain Morgan can be reached by calling (850) 413-3663.



## Computerized Voice Stress Analysis Unit

The Computerized Voice Stress Analyzer (CVSA) with a specially trained operator is thought to be one of the most acceptable, less intimidating, and less intrusive means to verify truthfulness. These units are utilized as a tool to assist with determining truthfulness in criminal investigations performed by the bureau. The bureau has 10 CVSA units and certified operators.

## Forensic Investigative Support Team and Statewide Arson Task Forces

Since the early years of the bureau, the task force concept has been considered the most efficient and effective method of investigating large or complex fire or explosion scenes. In the past, a task force was comprised of available investigators who worked in close proximity to the fire scene. In 2001, the bureau recognized the need to develop and train a specialized team to provide a complete and thorough investigation of large or complex fire and explosion scenes and established the Forensic Investigative Support Team (FIST). The primary objective of FIST is to reduce the occurrence of incendiary fires through effective investigation techniques and the prosecution of those who commit arson. The FIST also provides the necessary personnel to conduct the preliminary investigation to determine the origin, cause, and circumstances of a fire so the resources of the local bureau offices are not significantly burdened. This is done by providing an immediate and

sustained statewide response team to large or complex fires and explosions, where state-of-the-art equipment and the most qualified personnel are used to assist the citizens of Florida at the city, county, or state level.

## Hazardous Device/Explosive Ordnance Disposal Unit

The Florida State Fire Marshal's Bomb Squad is comprised of four teams throughout the State of Florida providing rapid responses to hazardous incidents. During 2016, the teams responded to 99 incidents/activities that included render safe operations of suspicious items, disposal of hazardous materials, operational stand-by, and integrated bomb/SWAT responses. SWAT integration with an EOD component has become an increasingly valuable asset to the Unit. SWAT teams continue to rely heavily on specialized robotic and surveillance equipment provided by our Bomb Squad along with EOD specialists to provide real time intelligence and surveillance in support of ongoing SWAT operations to enhance officer safety.

The team also assists with various domestic dignitary operations including foreign heads of state and the President of the United States. Routinely, the teams are required to provide bomb-related protection at massive spectator venues including NASCAR races, air shows, Grand Prix races, and other heavily attended events. Community outreach and education is also an important mission for the teams statewide. Last year they provided numerous classes to



public safety agencies such as Post Blast Investigations, Explosives Awareness, and Improvised Explosives Device Recognition. Additionally, the team hosts educational courses to private sector businesses in the area of bomb threat management and protection. The bureau also works closely with the Florida Department of Environmental Protection Emergency Response Team as well and their “Easy as One” initiative for the disposal of flares, fireworks, and ammunition utilizing the bureau’s thermal destruction units.

During 2016, the Florida State Fire Marshal’s Office Bomb Squad conducted numerous hours of EOD activities across the state. Our teams perform these functions in addition to continuing to work their primary job of fire and arson investigations. Team members receive specialized training annually to keep up with emerging crime trends and ever changing technologies and continue to work closely with local, state, and federal partners in the safe resolution of hazardous devices for the citizens of this state.

## Bureau of Fire and Arson Investigations K-9 Unit

### Accelerant Detection Canine Unit (K-9)

In 1998, the Bureau implemented an Accelerant Detection K-9 program with financial and technical support from State Farm Insurance Company. The assistance provided by State Farm funds scholarships for training fees, canine acquisitions, lodging during training, chemist certification of canines, and all transportation expenses related to training the teams in Alford, Maine. Arson dogs are trained to detect common accelerants at fire scenes. If the dogs' highly sensitive noses uncover the scent of one of these chemicals, they will signal to their handlers, who will remove a sample to send to a lab for analysis. Arson dogs have been instrumental in the arrest and eventual prosecution of thousands of arsonists and have helped curb rates of this deadly crime that costs hundreds of lives and billions of dollars in property damage a year.



Detective Young  
ADK9 Fresca

### Five Accelerant Detection K9 Teams



Detective Gray  
ADK9 Mumsie

### One Explosive Detection K9 Team



Captain Holt  
ADK9 Icy



Detective Hitchcock  
ADK9 Penzy



Detective Batz  
ADK9 Booker



Detective Taylor  
EODK9 Bella



# Crime Intelligence Analysis Unit

The Bureau of Fire and Arson Investigations formed the Crime Intelligence Analyst Unit (CIAU) in 1994, to support the enforcement efforts of the bureau in tracking organized criminal activities within the state and to assist bureau detectives with arson investigations.

The CIAU provides two types of Analysis: Intelligence Analysis – The study of criminal organizations and enterprises to support the investigation and prosecution, and Investigative Analysis – Crime scene, psychological, and forensic analysis used in arson cases. Three levels of analysis are also provided daily to law enforcement agencies throughout the state: tactical, operational and strategic.

- Tactical analysis pertains to the day-to-day crime analysis, looking for series, patterns, sprees, or hot spots immediately affecting the arson problem.
- Operational analysis aims to achieve a specific law enforcement outcome. This might be arrests, seizure or forfeiture of assets, or the disruption of criminal activities offering a more immediate benefit.
- Strategic analysis is intended to inform higher level decision making and the benefits are realized over the longer term. It is usually aimed at managers and policy-makers rather than individual investigators.

The CIAU processes information received from a variety of sources, which is collated, verified, classified, stored, and disseminated on a right-to-know, need-to-know basis on criminal activities. All information is processed in a manner consistent with law requiring it to be criminal predicate driven and used to support ongoing investigations. Once processed this information becomes actionable intelligence pertaining to individuals, organized crime groups, emerging criminal groups, public disorder and terrorist groups, suspected of being involved in the actual or attempted planning, organizing, financing, the crime of arson.

The CIA Unit is currently comprised of seven (7) certified crime intelligence analysts. These analysts are located statewide with one (1) analyst serving in each of the six regions and one (1) analyst assigned to Headquarters in Tallahassee. The crime intelligence analyst works towards gaining an understanding of who is doing what with whom by their focus on the relationship between persons and organizations involved in illegal and conspiratorial activities. They can efficiently analyze crime data using state of the art information systems.

The CIAU analysts are carefully screened and selected for their education, skills, and ability to work as a team. Possessing the necessary skills from the start, combined with ongoing training and professional development, ensures that they remain at the highest level of competence.





# Bureau of Fire and Arson Investigations

## Cases of Interest

### Northwest Region

#### Living Facility Fire

On August 24, 2016, Bureau of Fire and Arson Investigations detectives were requested to respond to a residential structure fire located at 1002 N. 7th Street in Pensacola, Escambia County. The residence was used as a monitored living facility for young adults who turned 18 years of age and were recently released from foster care. Statements were obtained identifying the two female occupants of the residence, along with an unknown male subject fleeing the scene with suitcases shortly before the fire was discovered. The origin and cause investigation revealed two separate non-communicating fires in the residence along with other staged areas constructed to assist the fire spread throughout the residence. Responding Pensacola Police Department officers detained three subjects that were observed attempting to break into parked vehicles nearby. Information gained from the scene examination and the interviews of the three suspects lead to all three being arrested and charged with one count each of Arson 2nd Degree, Criminal Mischief with damage in excess of \$1,000, and loitering and prowling.



one fatality associated with this event; the lone employee working at the Airgas facility at the time of the explosion. Several agencies assisted in the investigation to include, the Ascend Fire Department, Airgas Hazmat, Escambia County Fire Department, Escambia County Sheriff's Office, ATF, EPA, US Department of Transportation, US Chemical Safety Board, OSHA and the Medical Examiner's Office.



#### Airgas Explosion

On August 28, 2016, Bureau of Fire and Arson Investigations detectives responded to an explosion at the Airgas facility located at 650 Chemstrand Road in Cantonment, Escambia County. The investigation revealed the explosion occurred in the area of the loading station where tankers were loaded with nitrous oxide. Damage to the facility was extensive and covered a large area. Other chemical facilities/manufacturers on the Ascend Performance Materials plant property were also damaged by the blast. There was

## North Region

#### Jackson County Courthouse

On February 16, 2016, the Jackson County Sheriff's Department received a 911 call reporting that there was a fire located at the Jackson County Courthouse. Marianna Fire Rescue and the Jackson County Fire Rescue responded and located a small fire inside one of the courtrooms. The fire was extinguished and resulted in no injuries. The courthouse



was evacuated and closed for precaution. The Florida State Fire Marshal's Office was requested to investigate the incident and determined the fire to be Incendiary in nature and an act of Arson. The fire originated in the area of the court reporter's desk and caused damage to the court case files located in the area. The Jackson County Sheriff's Office, Marianna Police Department, and the Florida Department of Law Enforcement assisted BFAI Detective Mitchell with latent investigation. Through video evidence and witness interviews, a subject was identified and warrants obtained. The following day, the subject turned himself in to the Jackson County Sheriff's Office. The next morning his bond was set at \$250,000.



## Barnacle Bills Restaurant

On August 1, 2016, the Tallahassee Fire Department responded to 1830 North Monroe Street in Tallahassee, Florida to a report of a fire at Barnacle Bill's Seafood Restaurant. The fire was extinguished without incident and the Florida State Fire Marshal's Office, Bureau of Fire and Arson Investigations was requested.

BFAI Detective John Young responded to the scene and conducted an origin and cause investigation. Detective Young determined the fire to be accidental in nature and

originated in the area of the inside air handler. The night before the fire patrons complained that the air conditioner was not working and the restaurant was very hot. The restaurant was well established in the Tallahassee area and the building was originally built in 1945. Over the years, the building had multiple additions and renovations. The building was a total loss because of the fire and suppression activities.



## Northeast Region

### Pointe Sienna Apartment Complex


On April 7, 2016, the Jacksonville Fire and Rescue Department responded to a fire at the Pointe Sienna apartment complex at 7200 Powers Avenue, Jacksonville. The Jacksonville Fire Department notified the Bureau of Fire and Arson Investigations and requested assistance. The building had a total of 16 units (the entire building



was damaged), 11 of which were occupied with tenants. The subsequent fire investigation revealed that the fire originated in a single, second-story apartment due to a young teenager attempting to fry French fries. The child left the residence, leaving the heating grease unattended, ultimately catching fire and spreading into the attic/roof area. Due to poor construction techniques from the 1970s, there were no fire breaks built into the attic space which allowed the fire to rapidly spread throughout the attic of the apartment building. There were no injuries. The approximate dollar loss was estimated to be \$1.5 million dollars.



## Suspicious Vehicle Fire at Supercenter Walmart



On November 2, 2016, Clay County Fire Rescue responded to a vehicle fire at the Supercenter Walmart in Orange Park. The vehicle was a 2013 Toyota hatchback with one individual inside. The owner/occupant, Brien Morris, a 22-year-old white male, was video taped driving into the parking lot and sitting inside his car when the fire occurred. Witnesses observed the vehicle catch fire and the driver attempting to beat out the flames in the front passenger seat while sitting in the driver's seat. The driver was pulled out of the vehicle by witnesses but he returned to the burning vehicle to retrieve a blue bag. The driver was then observed walking about four yards away and placing the blue bag in some bushes in the parking lot. Morris sustained burns to his face and arms and was transported to the University of Health Hospital burn unit in Gainesville for treatment.

The Clay County Sheriff's Office responded to the scene and discovered a drug pipe in the front passenger seat and a Springfield Arms hand gun on the floor. Detective James Little with the Bureau of Fire and Arson Investigations, along with the Clay County Sheriff's Office Narcotics Unit responded to conduct the investigation. The contents of the blue bag were determined to be precursors for the manufacturing of Crystal Methamphetamine and two glass bottles containing 188 grams of cooked Crystal Methamphetamine. The investigators recovered Morris' recipe for Crystal Meth from inside the burned vehicle and determined that Morris was in the process of a "cook" inside of his vehicle in the parking lot of the Walmart, when the tea-light candle he was using ignited the Acetone vapors inside of the car, causing a flash fire. On November 15, 2016, Morris was arrested for Manufacturing and Possessing Controlled Substances and Arson.

## Burned Body Located

On January 15, 2016, the Sumter County Sheriff's Office was notified of the discovery of a burned body located in rural Sumter County off Centerline Road. Upon arrival, sheriff's office personnel discovered the burned body of a deceased black male with no form of identification. The Sumter County Sheriff's Office requested the assistance of the Bureau of Fire and Arson Investigations. The investigation revealed that the victim, later identified as Robert Banks, a 31-year-old, sustained thermal burns to his entire torso. A BFAI Accelerant Detection K-9 was used, and alerted to the presence of ignitable or flammable liquids in the area of the decedent's body. The joint investigation culminated into the arrests of five suspects for the homicide of Mr. Robert Banks.



On March 9, 2016, Brian Johnson Sr., W/M, 47; Brian Johnson Jr., W/M, 23; Anthony Johnson, W/M, 19; Nathan Johnson, W/M, 17; and Michael Gunn, W/M, 21, were arrested and charged by the Sumter County and Polk County Sheriff's Offices for Murder, Tampering with evidence, and Accessory after the fact, in the killing of Mr. Banks.

## Bethlehem Baptist Church

On April 9, 2016, there was a fire to church property at Bethlehem Baptist Church, 8750 W CR 326, Ocala. The Marion County Fire Rescue requested the assistance of the Bureau of Fire and Arson Investigation. The fire occurred to the fellowship hall of the Bethlehem Missionary Baptist Church, which has been established for over 100 years and has approximately 100 parishioners. The church, which is approximately 1200 square feet sustained approximately \$350,000 in damage due to the fire. The fire was a joint



investigation between the Bureau of Fire and Arson Investigation and the Bureau of Alcohol, Tobacco, Firearms, and Explosives (BATFE). The investigation revealed that the fire started in the attic space in the southeast corner of the fellowship hall, where overhead wiring was servicing ceiling fans and halogen light fixtures. The electrical service in that area of the fellowship hall had been malfunctioning, when repairs were completed by the deacon's son prior to the fire. The fire was ultimately determined to be accidental in nature, due to an electrical failure in the area of origin.



## Central Region

### Club House at the Links

Two fires were set inside a clubhouse at the Links on different days. Detective Jeff Ruland with Bureau of Fire and Arson Investigations was assigned, and was assisted by detectives from Orlando and Daytona BFAI offices as well as Altamonte Springs Police Department. Travis M. Pierce was quickly identified as a suspect and later admitted to the fires. He was also currently on probation in Pennsylvania for several arson fires. He pled to the Florida charges (Burglary & Arson) and received a sentence of 25 years.



## South Central Region

### High Dollar Loss - Accidental - Lightning Strike

On September 2, 2016, Detective St. Clair from the Bureau of Fire and Arson Investigations was requested to the scene of a multi-story condo-apartment structure fire. Fire Inspector Robert Hill and Fire Chief Diangelo advised the fire was reported by a Bridge Tender located about 300 yards to the east of the condo on a nearby Intercoastal





Waterway bridge. The condo was located on the shore of the Gulf of Mexico. The bridge tender was interviewed by local fire officials and stated he saw lightning striking all around the area and specifically saw lightning strike in the area of the condo-apartment building. About 10 minutes later he saw flames coming from the roof and called 9-1-1.



An examination of the fire scene was conducted and the burn patterns, fire directional indicators and fire tracking revealed the fire started on the SW corner of the roof and progressed through the structure. Due to a hurricane in the Gulf, strong southwesterly winds (45-50 mph) contributed to the rapid spread of the fire and heavy damage sustained to the structure. The building was condemned and deemed structurally unsafe by building and fire officials. The fire damage loss was estimated at \$1.5 million. Lightning Strike report did verify and confirm lightning strike in the Gulf 1.3 miles away directly in line with this condo building and exact time frame witness saw strike. (Note: Latent interview revealed. the Bridge Tender (Witness) was an Electrical Engineer, Certified Fire Investigator and is on the board for NFPA 921).



## Historic Building Lost in Fire

On March 10, 2016, at 01:22 hours, the Bureau of Fire and Arson Investigations was requested to investigate a fire that occurred at 206 W Broadway Avenue in Fort Meade. Detective Hank Smith responded and conducted the origin and cause investigation. The two-story building was utilized as a thrift store and was loaded with various merchandise items including clothing, appliances, and furnishings. Due to the size of the scene, additional assistance arrived including Detective Roberta Case, Detective Greg Bubb, Detective Jeff Batz and his partner Accelerant Detection Canine Booker. The scene required extensive excavation due to its age and condition. A New Holland Skid Steer was utilized for this operation. The investigation revealed a point of origin was from an outlet behind a wooden cabinet. The fire spread from this point to nearby cardboard boxes and extended throughout the building. The cause of the fire was ruled accidental. The loss of the building created a huge loss for the community that prides itself as an antique district. The 4000-square foot building was originally built in 1910 with an approximate value of \$200,000.



## Arson/Animal Cruelty Arrest in Auburndale

On March 19, 2016, the Auburndale Fire Department requested the assistance of the Bureau of Fire and Arson Investigations at the scene of a residential structure fire at 610 Pine Street in Auburndale. Detective Greg Bubb responded and conducted the origin and cause investigation of the single story, wood frame, single family dwelling. Three dogs were removed from the scene and had to be medically treated. Detective Bubb tracked the fire to a south-east bedroom and determined there were no accidental sources of ignition available to cause the fire. A second point of origin was located towards the center of the structure



where a small plastic gasoline container was located and two deceased canines were found secured to nearby furniture by a leash, preventing their escape. The fire was ruled incendiary. A joint investigation with the Auburndale Police Department confirmed witnesses had seen Tabarus Johnson leaving the residence as the fire was starting to burn. He was located and arrested on March 28, 2016. Lab samples confirmed gasoline in both areas of origin. Tabarus Johnson was arrested for Arson of a Dwelling and five counts of animal cruelty. His trial is scheduled for 2017.




## Arson Arrest in North Ft. Myers

On April 5, 2016, Lieutenant Joseph Minervini conducted an origin and cause investigation of an occupied dwelling fire that occurred at 7838 Ebson Drive, North Ft. Myers, at the request of the North Ft. Myers Fire Department. Based on Lt. Minervini's findings, the fire was determined to be incendiary in nature by the ignition of gasoline vapors on the exterior north wall of the structure. A gasoline can was found in the point of origin during Lt. Minervini's fire scene examination. This investigation was worked in conjunction with the Lee County Sheriff's Office. A suspect was identified by an anonymous tip called into Crime Stoppers. Aaron Meyer was located and arrested for 1st degree Arson.



## Arson Arrest in Naples

On February 2, 2016, Det. Blanco investigated the origin and cause of a structure fire that occurred at 32:30 Tomasson Dr. #B in Naples, at the request of the Collier County Sheriff's Office. He determined it was the result of arson and a suspect, Rolando A Salguero, was identified. The fire was located in the master bedroom and caused significant damage to the apartment. The family dog also died as the result of the fire. Later that night a Collier County Sheriff's Deputy responded to a 911 call. After their arrival, Salguero was arrested and charged with battery on Law Enforcement Officer, first degree arson, resisting arrest with violence, cruelty to animals, violation of a protection order, and battery. He was booked into the Collier County Jail with a \$50,000 bond.





# South Region

## Vehicle Fire Resulting in an Explosion

On September 5, 2016, the Florida Highway Patrol contacted the State Fire Marshal's Office on behalf of the Broward County Sheriff's Fire Rescue in reference to a vehicle fire resulting in an explosion. Burn patterns and fire tracking indicated that the area of origin was in the engine compartment. The cause of this fire has been determined to be an unknown failure within the engine compartment. The resulting fire raised the temperature of the containers of flammable gases in the cargo area of the van to their boiling point causing a boiling liquid expanding to vapor explosion, (BLEVE) of the container(s). While the pressure relief valves may have been functioning properly, once there was no longer enough liquid in the tanks to cool them, the tanks overheated causing them to weaken structurally allowing the BLEVE to take place.




## Lauderhill Fire Department

On February 23, 2016, the Lauderhill Fire Department requested the assistance of the State Fire Marshal's Office to investigate an apartment fire. The fire resulted in the loss of the roof and the six units becoming uninhabitable, displacing twenty-three residents. The cause of the fire was determined to be accidental related to an unsupervised clothes iron.



## Fort Lauderdale Residential Structure Fire

On August 24, 2016, the Broward County Fire Rescue Department requested the investigative assistance of the State Fire Marshal's Office at a residential structure fire that occurred at 1361 C Southwest 44th Terrace, Fort Lauderdale. The assistance of K-9 Icy was used to help identify locations to collect samples at the scene. The two fatalities resulting from the fire were a father and his daughter. The cause of the fire was determined to be accidental.







HIALEAH  
FIRE DEPT.

R-7

CLASS 1 FIRE DEPARTMENT



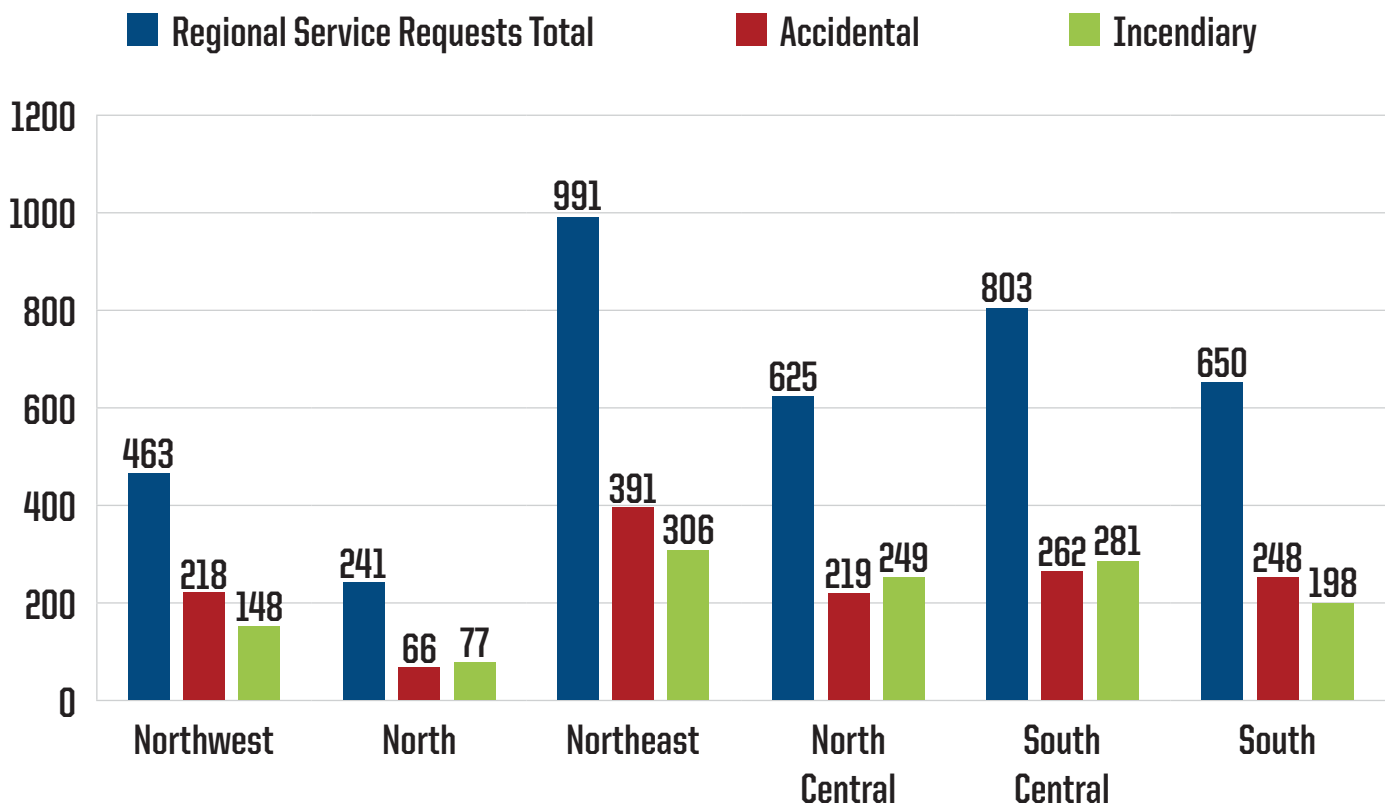
# 2016 Bureau Statistics

During the calendar year 2016, the Bureau of Fire and Arson Investigations received 3772 new requests for investigative assistance from fire departments, law enforcement agencies, federal and state agencies, individuals and insurance companies.

Investigative responses are classified according to type of incident:

Attempted Fire	11
Explosion	26
Fire	3,340
Miscellaneous - EOD	99
Miscellaneous - Other	261

## Overview of 2016 Bureau Statistics

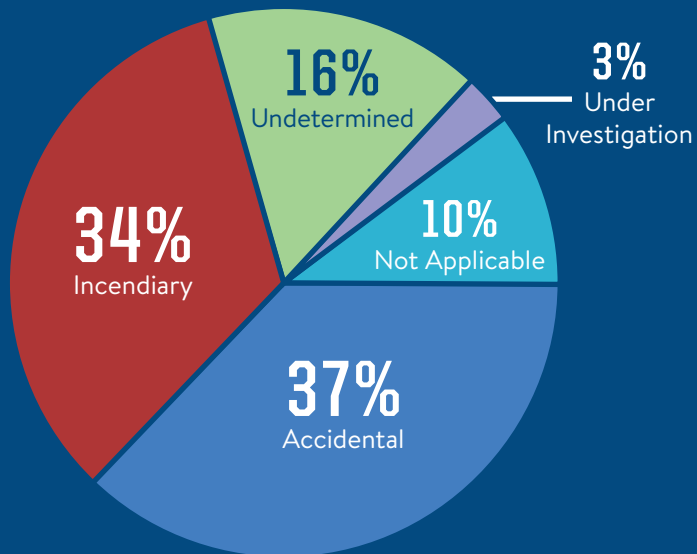


This year, the Bureau conducted investigations on properties that resulted in estimated losses of around \$147 million (**\$146,679,707.00**). Of this estimated property loss, approximately \$26 million (**\$25,631,434.00**) was attributed to the crime of arson.

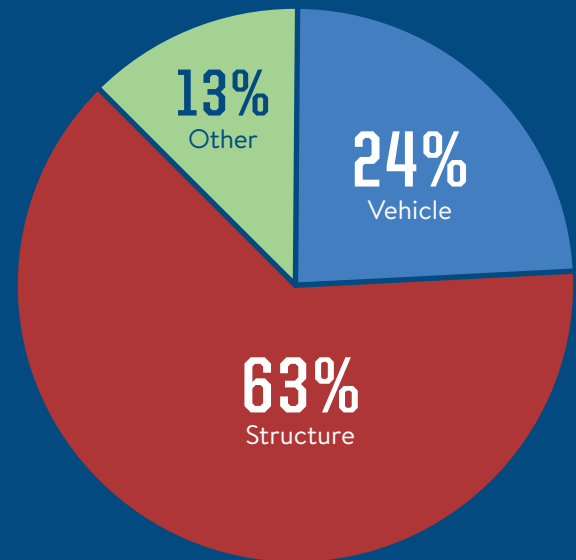


The Bureau classifies their investigative findings as – **Incendiary, Accidental, Undetermined or Not Applicable**. An **Incendiary** fire is defined as “a willfully and unlawfully set fire.” A **Not Applicable** finding is used when an investigation involves a non-fire related incident such as outstanding warrants, suspicious packages or other non-fire requests for assistance.

2016 Investigations  
Causes Reported



2016 Types of Incidents  
Investigated



## Arrests



Sworn personnel of the bureau made arrests in 368 investigative cases in 2016, resulting in the arrest of 420 defendants. This information is based on an arrest date occurring in 2016, and often includes on-going investigations from previous years, not just cases initiated in 2016. Of the 368 cases with arrests, 249 of these investigations were classified as “Incendiary” fires and resulted in the arrest of 279 defendants. This represents an arrest clearance rate for incendiary fires of 31%, which is above the reported national arrest statistic of 20%. Charges against the perpetrator(s) included Arson, Burning to Defraud the Insurer, False/Fraudulent Insurance Claim, Murder/Arson, Grand Theft, Criminal Mischief, and Possession/Placement/Discharge of a Destructive Device, along with other related crimes.

In addition to arrests made in association with “Incendiary” fire cases, our sworn investigators will often encounter situations that may result in additional arrests that are often not associated with arson-related crimes. (I.e. burglary, fraud, assault, probation violation, drug/drug paraphernalia and wanted persons). Bureau detectives arrested 141 defendants for these types of criminal activities.



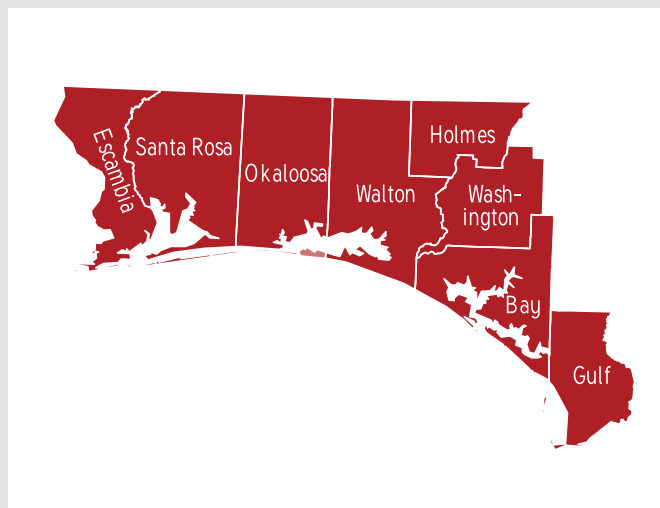


# Field Operations

**District 1** Major Mark Trammel is the Commander of Field Operations for District One, which is comprised of three geographic regions (Northwest, North and Northeast). Major Trammel is headquartered in Tallahassee and can be contacted by phone at (850) 413-3669.

## NORTHWEST REGION

The Northwest Region is under the command of Captain Kevin Fiedor. The region has two field offices that service the eight westernmost Florida counties, totaling 6,064 square miles. Lt. David O'Dell supervises the Pensacola office. He and six (6) law enforcement detectives cover calls for service in Escambia, Santa Rosa, Okaloosa, and North Walton Counties. Lt. Thomas Barron coordinates the activities of four law enforcement detectives assigned to the Panama City office. This office covers South Walton, Bay, Holmes, Washington, and Gulf Counties. The region is supported by an administrative secretary and a crime intelligence analyst located in Pensacola. The Northwest region responded to 463 requests for service this year. Of those requests, 218 accidental fires and 148 incendiary fires were investigated.



**Pensacola Office:** (850) 453-7803

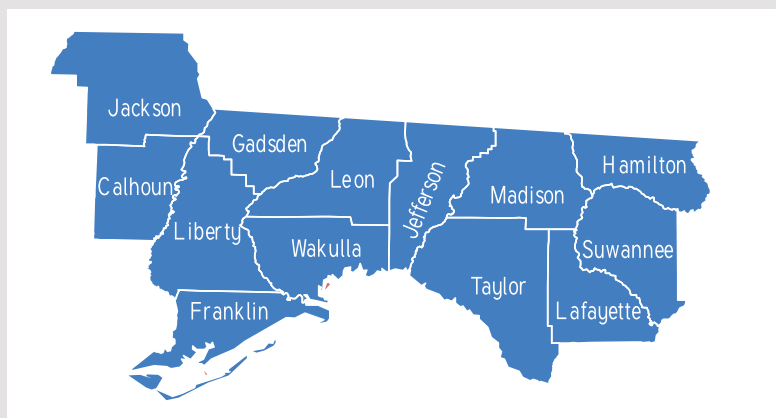
**Panama City Office:** (850) 747-5888

Counties of Assignment: Escambia, Santa Rosa, Okaloosa, Walton, Bay, Holmes, Washington, and Gulf.

Specialized Units: Explosive Ordinance Disposal Team (EOD), Accelerant Detection Canine Team (ADC), Computer Voice Stress Analyzer (CVSA), and Crime Intelligence Analyst (CIA).

## NORTH REGION

The North Region is under the command of Captain Thomas Bosco. The region is comprised of thirteen (13) counties covering 9,719 square miles. The field operations of the region's six (6) detectives are coordinated by Lieutenants Jason Roberts. The region has one (1) Administrative Secretary and one (1) Crime Intelligence Analyst. The North region responded to 241 requests for service this year. Of those requests, 66 accidental fires and 77 incendiary fires were investigated.

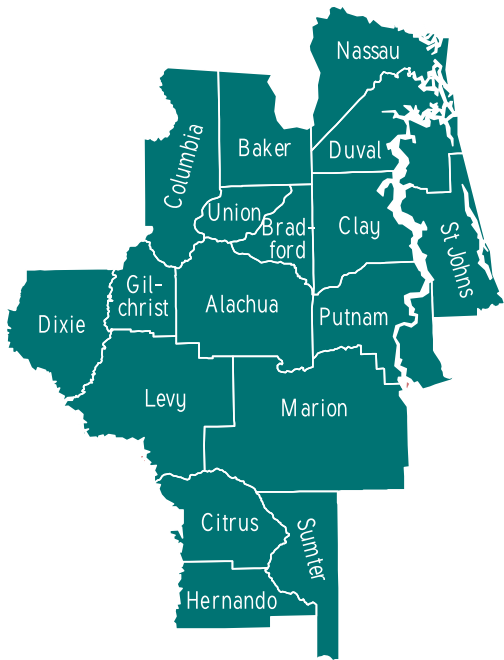


**Tallahassee Field Office:** (850) 413-3900

Counties of Assignment: Calhoun, Franklin, Gadsden, Hamilton, Jefferson, Jackson, Lafayette, Leon, Liberty, Madison, Suwannee, Taylor and Wakulla

Specialized Units: Explosive Ordinance Disposal Unit (EOD), Computer Voice Stress Analyzer (CVSA), Accelerant Detection Canine (ADC) Team, Crime Intelligence Analyst





## NORTHEAST REGION

The Northeast Region is under the command of Captain Phil Roman and consists of fourteen (14) counties in the Northeast Florida area. The region is divided into two (2) field offices, Jacksonville and Ocala. Both field offices are supported by Administrative Secretaries. The region has one (1) Crime Intelligence Analyst. Lieutenants Robby Stephens and Ernest Cooper lead the Jacksonville squads of detectives serving seven (7) counties. There are eight (8) law enforcement detectives assigned to the Jacksonville Field Office. The Ocala Field Office is under the supervision of Lieutenant Matt Legler and serves nine (9) counties. There are seven (7) law enforcement detectives assigned to the Ocala Field Office. The Northeast region responded to 991 requests for service this year. Of those requests, 391 accidental fires and 306 incendiary fires were investigated.

**Jacksonville Field Office:** (904) 798-5804

Counties of Assignment: Baker, Bradford, Clay, Duval, Nassau, Putnam, and St. Johns

**Ocala Field Office:** (352) 369-2801

Counties of Assignment: Alachua, Citrus, Columbia, Dixie, Gilchrist, Levy, Marion, Sumter, and Union

Specialized Units: Accelerant Detection Canine (ADC) Team, Computerized Voice Stress Analyzer (CVSA), Crime Intelligence Analyst

## District 2

Major Brandon Ball is the Commander of Field Operations for District Two, which is comprised of three geographic regions (North Central, South Central and South). Major Ball is headquartered in Lake Wales and may be contacted by phone at (863) 679-4185.

### NORTH CENTRAL REGION

The North Central region is under the command of Captain Jason Herrman and consists of seven (7) counties. The Orlando Field Office is under the supervision of Lieutenant Cindy Campina and Lieutenant Paul Patterson leads the Daytona Beach Field Office. Both field offices are supported by administrative secretaries. The Orlando Field Office covers a three county territory and is supported by nine (9) law enforcement detectives. The Daytona Beach Field Office covers a four (4) county area and is supported by five (5) law enforcement detectives. The North Central region responded to 625 requests for service this year. Of those requests, 219 accidental fires and 249 incendiary fires were investigated.

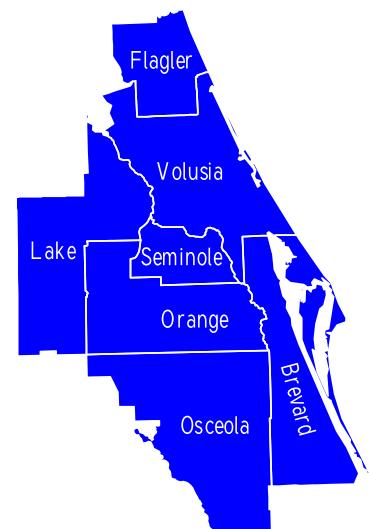
**Orlando Field Office:** (407) 893-3654

Counties of Assignment: Orange, Osceola and Lake

**Daytona Beach Field Office:** (386) 323-0904

Counties of Assignment: Brevard, Seminole, Volusia and Flagler

Specialized Units: Computer Voice Stress Analyzer (CVSA), Crime Intelligence Analyst, Accelerant Detection Canine (ADC) Team





## SOUTH CENTRAL REGION

The South Central Region is under the command of Captain Tammy White and consists of 13 counties, totaling 11,568 square miles. The region is comprised of field offices in Tampa, Lake Wales and Ft Myers.

The Tampa Field Office is under the supervision of Lt. Eric Saccasyn and is supported by seven (7) law enforcement detectives, an administrative secretary and a crime intelligence analyst supervisor, with a service area of six (6) counties. The Lake Wales Field Office is supervised by Lt. Stacy McIntyre and is supported by seven (6) law enforcement detectives and an administrative secretary, with a coverage area of four (4) counties. The Ft. Myers Field Office is supervised by Lt. Joseph Minervini and is supported by five (5) law enforcement detectives and an administrative secretary, with a coverage area of three (3) counties. The South Central Region responded to 803 requests for service in 2016. Of those requests, 262 fires were classified as accidental and 281 were classified as incendiary. The SC Region Bomb Squad (EOD Team) responded to nearly 83 requests for service.

**Tampa Field Office:** (813) 972-8604

Counties of Assignment: Hernando, Hillsborough, Manatee, Pasco, Pinellas, and Sarasota.

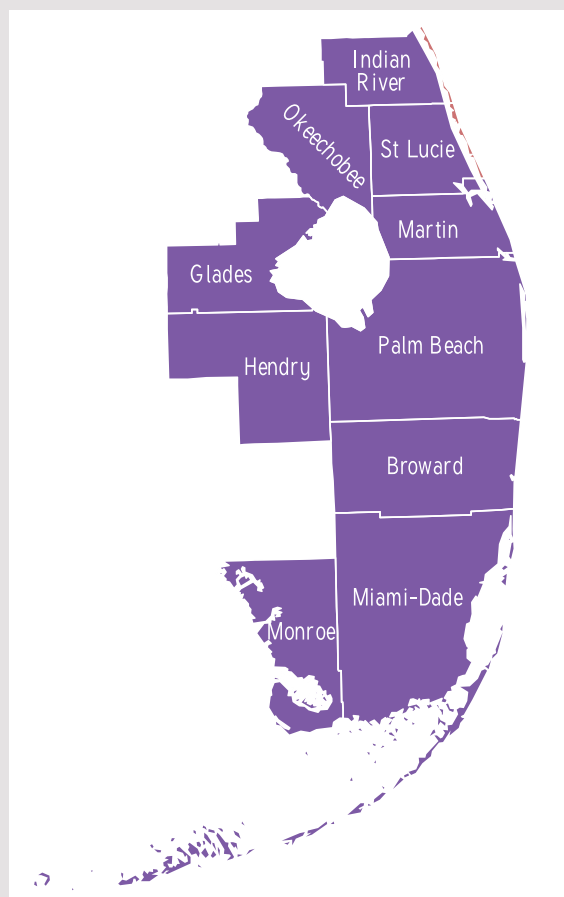
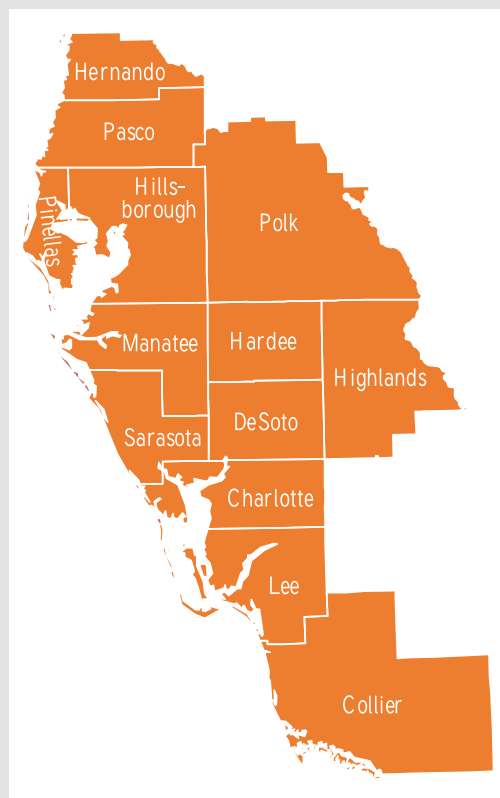
**Lake Wales Field Office:** (863) 679-4180

Counties of Assignment: Polk, Highlands, Hardee, and DeSoto.

**Ft. Myers Field Office:** (239) 278-7525

Counties of Assignment: Charlotte, Collier, and Lee.

Specialized Units: Computerized Voice Stress Analyzer (CVSA), Explosive Ordinance Disposal Team (EOD), Accelerant Detection Canine Team (ADC), Explosives Ordinance Disposal Canine Team (EODC) a Criminal Intelligence Analyst Supervisor (CIAS) and a Criminal Intelligence Analyst.



## SOUTH REGION

The South Region is supervised by Captain Ross Holt and consists of ten (10) counties, with offices located in, West Palm Beach, Miami, and Plantation.

The Plantation Field Office is under the supervision of Lieutenant Gregory Gilkey and consists of six (6) law enforcement detectives responsible for providing service to Broward County. The West Palm Beach Office has three (3) law enforcement detectives, under the direction of Lieutenant Anthony Stafford, that are responsible for providing service to seven (7) counties. The Miami Office has four (4) law enforcement detectives, under the control of Lieutenant Edwin Tapanes that are responsible for providing service to two (2) counties. The South region responded to 650 requests for service this year. Of those requests, 248 accidental fires and 198 incendiary fires were investigated.

**Plantation Field Office:** (954) 321-3704

Counties of Assignment: Broward

**West Palm Beach Office:** (561) 640-6704

Counties of Assignment: Glades, Hendry, Indian River, Martin, Okeechobee, Palm Beach and St. Lucie

**Miami Field Office:** (954) 321-3704

Counties of Assignment: Dade, and Monroe

Specialized Units: Computerized Voice Stress Analyzer (CVSA), Criminal Intelligence Analyst and an Accelerant Detection Canine (ADC) Team.





# Fire Incident Reporting System



**WAYNE E. WATTS, JR.**  
State Program Manager

Established under Florida Statute 633.136 within the Division of State Fire Marshal (DSFM), the Florida Fire Incident Reporting System (FFIRS) Section is responsible for establishing and maintaining an electronic database and communication system. The section is tasked with receiving fire and emergency incident information from local fire departments and preparing and disseminating annual reports to the Governor, Senate President, Speaker of the House of Representatives, fire protection agencies, and the public.

The section also provides state and federal agencies with fire and emergency response data and establishes procedures and a reporting format for each state and local fire protection agency. Additionally, it uses an electronic information database to help protect the citizens, and fire and emergency responders of the State of Florida.

The section manages FFIRS in conjunction with the National Fire Incident Reporting System (NFIRS). The state program manager sits on the board of the National Fire Information Council (NFIC), which is committed to enhancing public safety through the collection and dissemination of timely, accurate and useable fire-related and emergency response information. Their vision is to be the leading subject matter experts for NFIRS and their goal is to encourage every fire service organization's participation in the NFIRS program.

Information is based primarily on data submitted from local fire service agencies and each bureau within the Division of State Fire Marshal, which are the original sources of over 2.65 million individual fire and EMS incident reports throughout Florida in 2016. The division also uses privileged information obtained from the Florida Forest Service (FFS) and the Florida Department of Health (DOH). Their data provides FFIRS information on Florida county wildfire statistics and civilian fire related deaths.

Although FFIRS is a voluntary program, the Section has maintained a 94 percent reporting percentage over the last five years, thanks to the support and efforts of the DSFM, the Fire & Emergency Incident Information System Technical Advisory Panel (FEIISTAP), and fire service professionals at the state and local level. The FEIISTAP members are appointed by the State Fire Marshal to assist the Division with program improvements. In making appointments, the State Fire Marshal considers geography, population, and other factors, offering representation to the entire state rather than any particular region. The 15 required members include: one from DOH, one from FFS, and 13 others from the Firefighters' Employment, Standards, and Training Council. Their combined input is used to improve efforts in reducing the state's fire problem and making Florida a safer place. The Section is staffed by Dalfnie Burt—Records Specialist, and Dr. Xia Xu—Statistician II.

The United States Fire Administration (USFA) Data Entry Tool Software is available to National Fire Incident Reporting System users and is accessible from the NFIRS website, [www.nfirs.fema.gov/webtools](http://www.nfirs.fema.gov/webtools). Access to the tools is still granted through user accounts, and the accounts are still created and managed by your state NFIRS program manager. Join the Division of State Fire Marshal and FFIRS in its endeavor to Fight Fires with Facts! If assistance is needed, please contact FFIRS at (850) 413-3698 or [ffirs@myfloridacfo.com](mailto:ffirs@myfloridacfo.com).





# Civilian Deaths from Fires

The following civilian fire death statistics are based on death certificates received from the 24 Regional Medical Examiner offices in the State of Florida, identifying the underlying or sub-causes of fire-related deaths. The Department of Health (DOH), Office of Vital Statistics, then applies the proper codes for the cause of death, using codes defined by the tenth revision of the International Classification of Disease (ICD).

Based on the National Fire Protection Association (NFPA) guidelines, only fire deaths are primarily identified by the code range for accidental fire exposure X00-X09. The X00-X09 range includes most, but not all, fire deaths. The code refers to uncontrolled vs. controlled building/structure or non-building/structure fires. Using these guidelines, the State of Florida had a total of **116** civilian fire deaths.

Deaths due to homicides (X97) and suicides (X76) involving smoke, fire or flames, pathological fire-setting (F63.1),

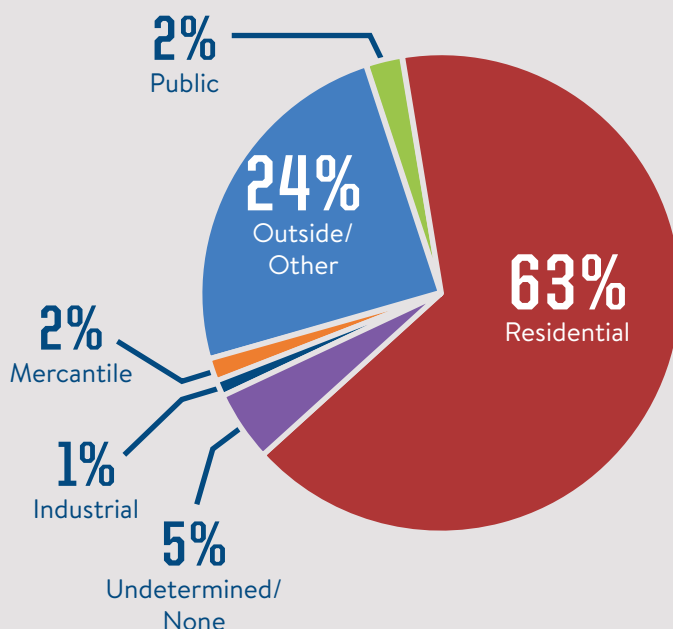
discharge of fireworks (W39) and exposures to smoke, fire or flame with undetermined intent (Y26) are not included in the NFPA standards, but are included by Consumer Product Safety Commission (CPSC), Tri-Data and the United States Fire Administration (USFA) when performing state-by-state analysis. Utilizing the five additional categories based on their methodology, the State of Florida civilian fire fatalities would increase to **127** (an additional **10%**).

Excluded from NFPA, CPSC, Tri-Data and USFA analyses are fire deaths in vehicles, which would increase the civilian fire deaths in 2016 to **164** (an additional **29%**). The State of Florida has included in its analysis deaths due to explosions (code range W35-W40), intentional self-harm by explosive materials (X75), assault by explosive materials (X96) and contact with explosive materials, undetermined intent (Y25). These deaths are not readily identifiable in the DOH Vital Statistics Database.



# Civilian Deaths from Fires by Property Use

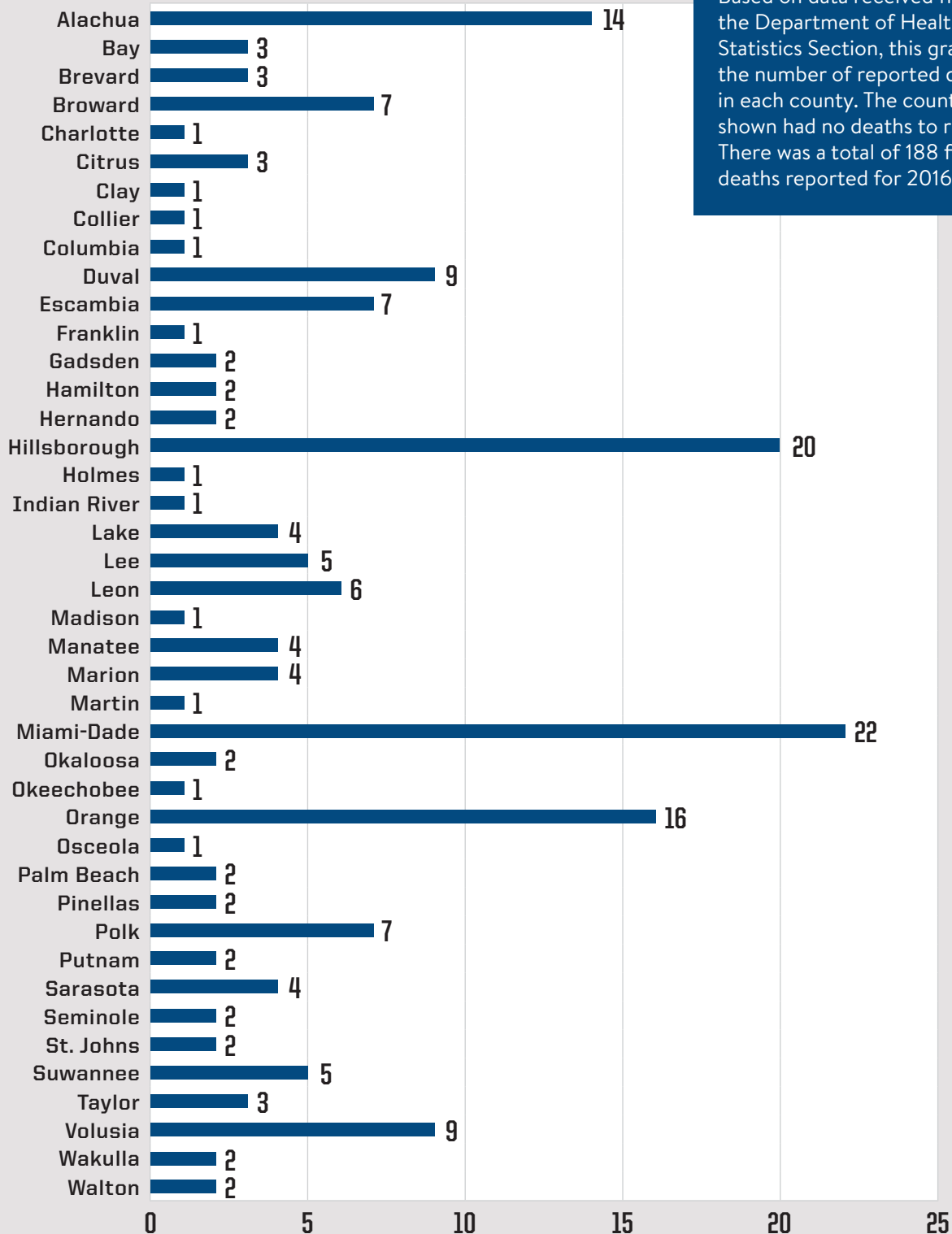
The following graph depicts **188** civilians that died in 2016 from fire related incidents based on data received from the Department of Health, Vital Statistics Section. This represents a **13%** decrease in total fire related deaths compared to 2015.







# Civilian Deaths by County



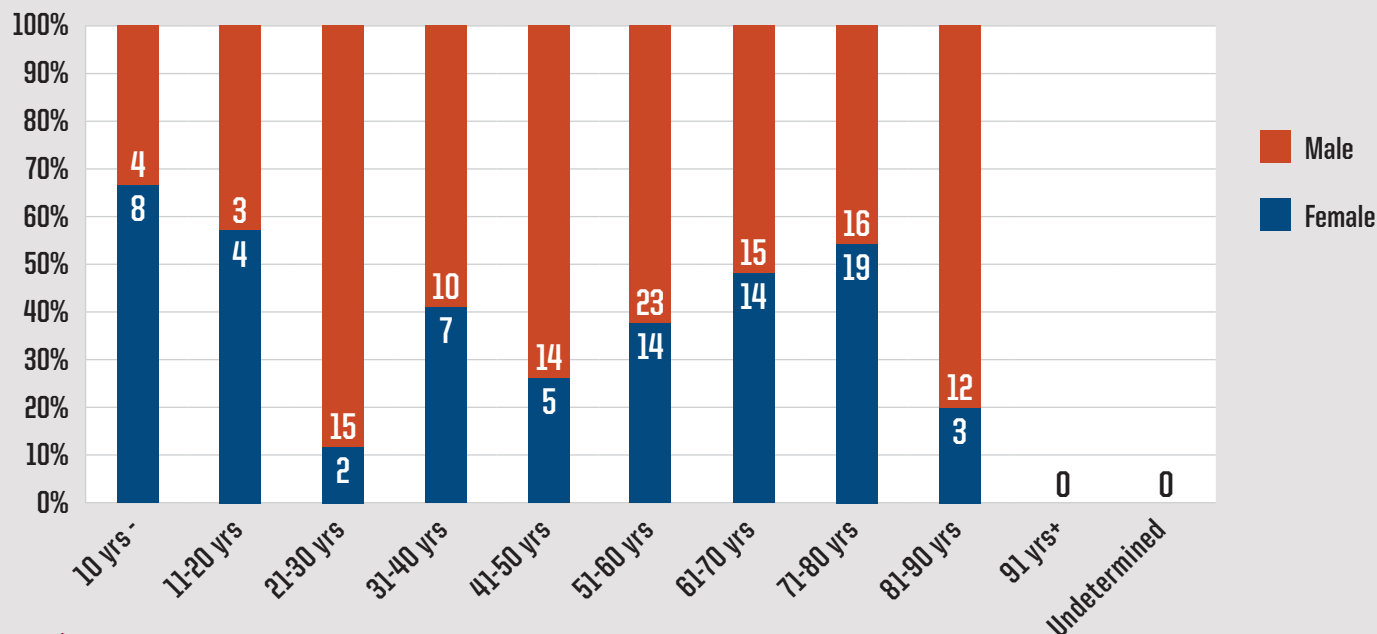
Based on data received from the Department of Health, Vital Statistics Section, this graph depicts the number of reported deaths in each county. The counties not shown had no deaths to report. There was a total of 188 fire related deaths reported for 2016.





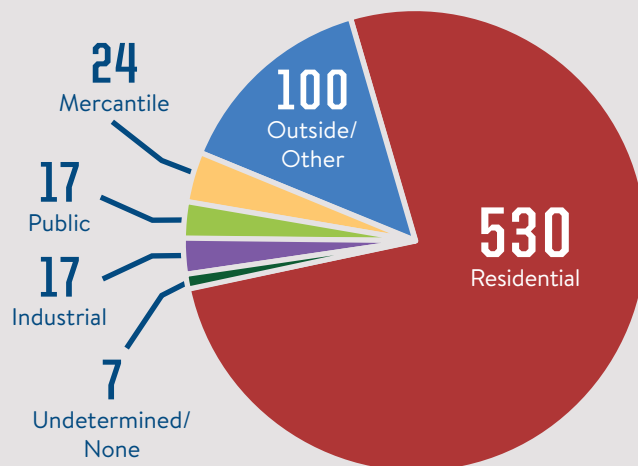
# Civilian Fire Deaths by Age and Sex

Fire education is extremely important. There were a total of 188 fire deaths in 2016 (based on data received from the Department of Health, Vital Statistics Section). People age 41 and older account for **72%** of Florida's reported deaths from fire. Small children under the age of 10 make up over **6%**.



# Civilian Injuries from Fires by Property Use

During 2016, **695** civilians were injured from fires (based on data received from the State Fire Marshal's Office). Residential properties continue to have the greatest number of fire injuries among structure fires. Each year, many factors contribute to the number of fire-related injuries, but cooking remains one of the most prominent factors with **15%** of residential property fires originating in the kitchen.







# Florida Counties Fire

Counties	Structure Fires	Vehicle Fires	Other Fires	Exposures	Total Fires	Rescue EMS	Other Calls	False Alarms
Alachua	192	161	398	2	753	32,089	5,654	1,899
Baker	25	24	77	1	127	1,561	482	50
Bay	209	98	326	4	637	12,081	4,270	1,382
Bradford	17	11	57	0	85	1,284	370	80
Brevard	311	228	921	20	1,480	106,487	15,219	3,387
Broward	1,285	832	1,287	22	3,426	189,182	64,531	17,966
Calhoun	9	3	14	0	26	193	131	12
Charlotte	89	78	345	8	520	25,438	5,823	832
Citrus	89	58	188	8	343	4,876	2,714	326
Clay	96	85	253	4	438	17,913	3,470	756
Collier	121	94	331	12	558	20,221	6,369	3,057
Columbia	66	80	274	11	431	4,139	1,417	266
Desoto	30	37	184	0	251	3,443	679	160
Dixie	58	19	113	0	190	737	292	21
Duval	315	385	879	7	1,586	72,338	15,816	5,488
Escambia	359	150	552	23	1,084	9,386	5,691	2,006
Flagler	68	77	268	2	415	16,362	8,333	881
Franklin	7	1	6	0	14	62	78	9
Gadsden	93	54	168	3	318	568	2,289	250
Gilchrist	3	3	16	1	23	428	182	24
Glades	11	7	15	0	33	240	80	5
Gulf	7	3	22	0	32	101	46	15
Hamilton	21	28	90	3	142	416	286	21
Hardee*								
Hendry	70	30	235	0	335	4,278	4,305	328
Hernando	105	79	188	8	380	22,739	6,301	917
Highlands	75	38	191	2	306	5,423	1,290	329
Hillsborough	409	281	933	0	1,623	62,213	9,753	5,498
Holmes	25	12	48	8	93	157	162	18
Indian River	97	73	406	2	578	23,586	2,137	1,337
Jackson	93	64	218	1	376	6,947	828	156
Jefferson	18	22	58	1	99	204	251	49
Lafayette	1	0	0	0	1	0	0	0
Lake	283	168	649	15	1,115	36,961	9,855	1,976
Lee	410	292	925	38	1,665	59,026	23,800	4,640
Leon	446	153	576	31	1,206	15,806	7,521	2,315
Levy	38	39	215	1	293	9,095	939	77
Liberty	7	1	3	1	12	5	10	1



# and Non-Fire Totals

Total Incidents	Add Mutual Aid Given	Total Responses	Total Dollar Loss	Civilian Injuries	Firefighter Injuries
40,395	775	41,170	\$5,688,763.00	2	1
2,220	269	2,489	\$898,735.00	1	0
18,370	483	18,853	\$3,272,448.00	7	0
1,819	757	2,576	\$293,210.00	0	0
126,573	1,447	128,020	\$15,382,858.00	33	32
275,105	6,331	281,436	\$33,810,377.00	53	131
362	2	364	\$732,000.00	0	0
32,613	113	32,726	\$5,642,788.00	9	3
8,259	546	8,805	\$2,625,728.00	1	0
22,577	1,799	24,376	\$4,022,706.00	8	9
30,205	1,044	31,249	\$5,340,832.00	5	21
6,253	17	6,270	\$2,646,176.00	6	2
4,533	7	4,540	\$663,002.00	1	0
1,240	171	1,411	\$2,247,420.00	29	1
95,228	564	95,792	\$9,790,415.00	9	3
18,167	163	18,330	\$9,895,902.00	29	4
25,991	886	26,877	\$4,403,457.00	1	0
163	0	163	\$0.00	0	0
3,425	222	3,647	\$1,241,958.00	7	0
657	83	740	\$38,500.00	0	0
358	14	372	\$1,050,100.00	0	0
194	26	220	\$157,932.00	36	0
865	274	1,139	\$385,920.00	0	0
0	0	0	\$0.00	0	0
9,246	96	9,342	\$780,146.00	1	0
30,337	382	30,719	\$1,794,190.00	8	3
7,348	275	7,623	\$1,040,426.00	8	1
79,087	839	79,926	\$6,142,591.00	29	2
430	93	523	\$936,330.00	0	0
27,638	15	27,653	\$4,628,362.00	1	2
8,307	505	8,812	\$3,836,597.00	1	1
603	80	683	\$1,444,500.00	0	1
1	0	1	\$16,000.00	0	0
49,907	4,203	54,110	\$6,368,091.00	17	34
89,131	2,551	91,682	\$11,267,393.00	28	27
26,848	983	27,831	\$10,763,847.00	21	4
10,404	1,424	11,828	\$957,916.00	116	0
28	10	38	\$594,000.00	1	0





# Florida Counties Fire

Counties	Structure Fires	Vehicle Fires	Other Fires	Exposures	Total Fires	Rescue EMS	Other Calls	False Alarms
Madison	42	13	68	2	125	405	298	64
Manatee	201	143	464	22	830	18,873	4,114	2,699
Marion	335	244	732	2	1,313	24,718	10,276	2,059
Martin	73	77	246	3	399	19,220	5,077	1,134
Miami-Dade	1,535	1,024	1,779	59	4,397	208,628	35,915	22,532
Monroe	48	24	101	0	173	8,888	1,478	818
Nassau	49	50	180	2	281	8,519	1,171	381
Okaloosa	192	77	162	8	439	15,161	3,694	1,267
Okeechobee	39	40	113	0	192	6,581	1,309	133
Orange	1,152	710	1,581	8	3,451	144,651	23,663	14,203
Osceola	261	172	437	12	882	32,782	6,468	2,425
Palm Beach	870	586	1,163	14	2,633	166,171	34,110	13,352
Pasco	325	192	510	48	1,075	55,360	11,467	2,621
Pinellas	898	384	974	78	2,334	161,851	28,909	7,776
Polk	571	318	862	21	1,772	53,319	15,007	2,374
Putnam	21	8	43	0	72	2,268	506	127
Santa Rosa	221	83	298	0	602	9,814	3,348	694
Sarasota	225	143	764	2	1,134	59,886	6,032	3,401
Seminole	258	166	489	17	930	38,379	11,316	3,054
St. Johns	212	113	345	8	678	21,285	5,683	1,727
St. Lucie	123	161	457	0	741	42,220	2,690	1,940
Sumter	95	78	235	7	415	13,542	6,853	441
Suwannee	16	6	19	0	41	1,832	231	28
Taylor	34	19	109	1	163	357	1,025	43
Union	5	1	5	0	11	9	14	2
Volusia	404	247	901	21	1,573	48,449	21,268	3,053
Wakulla	7	3	25	0	35	137	118	12
Walton	92	63	271	0	426	8,893	2,074	716
Washington	19	11	36	2	68	39	127	9
<b>Total Incidents</b>	<b>13,881</b>	<b>8,924</b>	<b>24,798</b>	<b>576</b>	<b>48,179</b>	<b>1,938,222</b>	<b>455,615</b>	<b>145,619</b>
<b>Mutual Aid</b>	<b>3,027</b>	<b>571</b>	<b>2,006</b>			<b>36,272</b>	<b>28,656</b>	<b>2,897</b>
<b>Total Responses</b>	<b>16,908</b>	<b>9,495</b>	<b>26,804</b>	<b>576</b>	<b>48,179</b>	<b>1,974,494</b>	<b>484,271</b>	<b>148,516</b>

\* No Data Received

The above statistics are based on the data submitted by 353 fire departments that reported to the Florida Fire Incident Reporting System (FFIRS) in 2016.



# and Non-Fire Totals

Total Incidents	Add Mutual Aid Given	Total Responses	Total Dollar Loss	Civilian Injuries	Firefighter Injuries
892	134	1,026	\$1,105,702.00	4	0
26,516	578	27,094	\$8,982,473.00	55	6
38,366	346	38,712	\$10,352,794.00	11	4
25,830	810	26,640	\$3,541,522.00	12	7
271,472	280	271,752	\$50,666,740.00	53	271
11,357	64	11,421	\$521,559.00	0	0
10,352	306	10,658	\$5,063,783.00	3	2
20,561	2,231	22,792	\$4,622,503.00	16	6
8,215	108	8,323	\$1,231,860.00	1	1
185,968	3,955	189,923	\$18,279,078.00	66	86
42,557	2,156	44,713	\$5,535,703.00	15	93
216,266	2,733	218,999	\$16,689,471.00	66	165
70,523	5,385	75,908	\$8,585,699.00	41	11
200,870	8,418	209,288	\$47,926,771.00	95	127
72,472	1,302	73,774	\$15,557,758.00	29	10
2,973	46	3,019	\$535,297.00	0	0
14,458	720	15,178	\$4,022,426.00	0	3
70,453	1,022	71,475	\$6,319,831.00	9	8
53,679	5,117	58,796	\$8,419,765.00	35	73
29,373	385	29,758	\$4,279,946.00	15	6
47,591	5	47,596	\$4,513,381.00	0	0
21,251	495	21,746	\$2,930,221.00	8	8
2,132	47	2,179	\$273,230.00	4	0
1,588	57	1,645	\$1,279,990.00	0	0
36	12	48	\$600.00	0	0
74,343	5,939	80,282	\$14,069,005.00	37	40
302	19	321	\$127,500.00	6	0
12,109	545	12,654	\$6,122,696.00	0	0
243	45	288	\$968,000.00	0	0
2,587,635	70,709	2,658,344	\$413,326,920.00	1,049	1,209
	73,429				
2,587,635	144,138	2,658,344	\$413,326,920.00	1,049	1,209

\* Departments must be compliant under the Firefighter's Occupational Safety and Health Act, Rule Chapter 69A-62 and Florida Statutes 633.801 – 633.821, as well as other Florida statutes and rules to be recognized as a fire department.





# Florida Wildfires by

County	Total Fires		0.1 - 0.2 Acres		0.3 - 9 Acres	
	# fires	# acres	# fires	# acres	# fires	# acres
All Counties	2,820	40,130	623	70.3	1,716	3,800.20
Alachua	52	308	9	1	36	97.4
Baker	38	135	10	1.2	25	47.9
Bay	61	565	15	1.8	33	82.4
Bradford	27	113	11	1.2	13	16.5
Brevard	57	2,753	5	0.6	33	83.7
Broward	9	1,195	1	0.1	4	9.5
Calhoun	12	19	5	0.5	7	18.3
Charlotte	34	154	4	0.5	25	59
Citrus	49	774	10	1.1	28	71.9
Clay	35	340	9	1.3	19	37.6
Collier	46	286	5	0.6	30	69.5
Columbia	125	730	39	4	72	108.5
DeSoto	14	131	2	0.2	8	19.6
Dixie	69	157	30	3.4	35	76.5
Duval	39	1,321	5	0.6	29	73.1
Escambia	22	59	4	0.4	17	43.6
Flagler	54	586	16	1.8	34	83.2
Franklin	21	531	6	0.6	10	19.7
Gadsden	35	102	4	0.5	27	52.5
Gilchrist	16	44	2	0.2	13	34
Glades	14	61	8	0.7	3	9.8
Gulf	30	429	11	1.3	12	19.4
Hamilton	63	384	17	2	40	91.9
Hardee	8	119	0	0	6	24
Hendry	17	83	1	0.1	15	43.1
Hernando	32	231	3	0.3	21	53.5
Highlands	85	798	21	2.6	50	121.9
Hillsborough	42	913	5	0.5	31	77.1
Holmes	28	153	6	0.9	19	57.3
Indian River	26	1,102	7	0.9	12	21.8
Jackson	71	238	26	2.6	39	78.6
Jefferson	14	23	2	0.3	12	22.8
Lafayette	24	70	10	1.1	10	22.3
Lake	52	584	11	1.4	28	69.8



# County and Acres Burned

10 - 99 Acres		100 - 299 Acres		300 - 999 Acres		1,000 - 4,999 Acres		5,000 Acres & Up	
# fires	# acres	# fires	# acres	# fires	# acres	# fires	# acres	# fires	# acres
420	10,938.60	41	6,978.60	14	7,343.00	6	10,999.00	0	0.00
7	210	0	0	0	0	0	0	0	0
3	86	0	0	0	0	0	0	0	0
11	240	2	241	0	0	0	0	0	0
3	95	0	0	0	0	0	0	0	0
15	571	2	497	1	301.00	1	1300	0	0
2	35	0	0	2	1,150.00	0	0.00	0	0
0	0	0	0	0	0	0	0	0	0
5	94	0	0	0	0	0	0	0	0
10	291.3	0	0	1	410	0	0	0	0
6	106	1	195	0	0	0	0	0	0
11	216	0	0	0	0	0	0	0	0
12	331	2	286	0	0	0	0	0	0
4	111	0	0	0	0	0	0	0	0
4	77	0	0	0	0	0	0	0	0
4	121	0	0	0	0	1	1126	0	0
1	15	0	0	0	0	0	0	0	0
3	100.5	0	0	1	400	0	0	0	0
3	66	1	125	1	320	0	0	0	0
4	49.3	0	0	0	0	0	0	0	0
1	10	0	0	0	0	0	0	0	0
3	50	0	0	0	0	0	0	0	0
6	233	1	175	0	0	0	0	0	0
5	190	1	100	0	0	0	0	0	0
2	95	0	0	0	0	0	0	0	0
1	40	0	0	0	0	0	0	0	0
8	177	0	0	0	0	0	0	0	0
12	348.5	2	325	0	0	0	0	0	0
5	185.5	0	0	1	650	0	0	0	0
3	95	0	0	0	0	0	0	0	0
6	179.5	0	0	1	900	0	0	0	0
6	157	0	0	0	0	0	0	0	0
0	0	0	0	0	0	0	0	0	0
4	46.7	0	0	0	0	0	0	0	0
12	372.2	1	141	0	0	0	0	0	0





# Florida Wildfires by

County	Total Fires		0.1 - 0.2 Acres		0.3 - 9 Acres	
	# fires	# acres	# fires	# acres	# fires	# acres
Lee	63	365	7	0.7	48	100.4
Leon	15	50	1	0.1	12	18.1
Levy	106	618	19	2.2	65	122.6
Liberty	5	17	2	0.2	2	7
Madison	62	95	27	2.8	31	40.4
Manatee	12	146	1	0.1	6	18
Marion	53	444	5	0.5	40	117
Martin	29	533	10	1.2	15	36
Miami-Dade	55	1,790	12	1.3	25	68.6
Monroe	1	0	1	0.1	0	0
Nassau	58	228	19	2.4	33	58.2
Okaloosa	31	381	7	0.7	16	43
Okeechobee	34	193	10	1	19	51.4
Orange	54	1,656	1	0.1	34	52.3
Osceola	27	1,653	3	0.3	12	19.9
Palm Beach	10	3,820	2	0.2	5	10
Pasco	36	313	0	0	26	57.9
Pinellas	7	23	1	0.1	5	13
Polk	100	1,759	9	1.1	61	148.4
Putnam	118	966	18	1.9	86	174.1
Santa Rosa	71	591	28	3.3	36	61.1
Sarasota	40	93	9	1	29	41.7
Seminole	16	4,134	1	0.2	12	44.2
St. Johns	35	538	6	0.8	23	46.1
St. Lucie	26	366	3	0.4	19	40.8
Sumter	11	53	2	0.2	7	22.6
Suwannee	82	373	18	2.2	51	105.1
Taylor	65	1,394	25	3	33	86.4
Union	24	93	4	0.4	15	24.5
Volusia	174	1,421	31	3.3	108	245.7
Wakulla	16	40	3	0.3	13	39.4
Walton	36	369	11	1.1	19	46.8
Washington	27	125	7	0.8	14	21.8



# County and Acres Burned

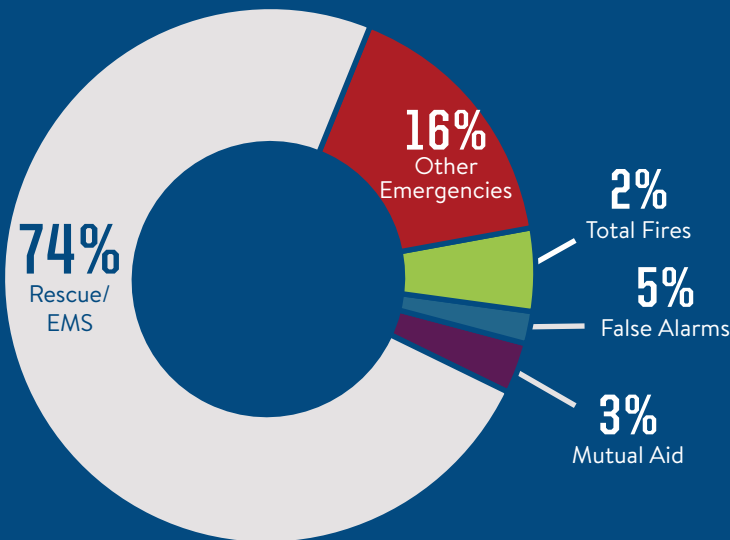
10 - 99 Acres		100 - 299 Acres		300 - 999 Acres		1,000 - 4,999 Acres		5,000 Acres & Up	
# fires	# acres	# fires	# acres	# fires	# acres	# fires	# acres	# fires	# acres
8	264	0	0	0	0	0	0	0	0
2	31.5	0	0	0	0	0	0	0	0
21	362	1	131	0	0	0	0	0	0
1	10	0	0	0	0	0	0	0	0
4	51.6	0	0	0	0	0	0	0	0
5	128	0	0	0	0	0	0	0	0
7	175.8	1	151	0	0	0	0	0	0
2	20	1	163	1	313	0	0	0	0
13	307	4	761	1	652.00	0	0.00	0	0
0	0	0	0	0	0	0	0	0	0
6	167.3	0	0	0	0	0	0	0	0
7	184	1	153	0	0	0	0	0	0
5	140.8	0	0	0	0	0	0	0	0
16	475.2	2	353	1	775	0	0	0	0
7	239	3	407	2	987	0	0	0	0
1	10	0	0.00	0	0	2	3,800.00	0	0.00
9	122.7	1	132.6	0	0	0	0	0	0
1	10	0	0	0	0	0	0	0	0
28	1024	1	100	1	485.00	0	0	0	0
12	290	2	500	0	0	0	0	0	0
5	173	2	354	0	0	0	0	0	0
2	50.1	0	0	0	0	0	0	0	0
0	0	2	349	0	0	1	3741	0	0
4	86	2	405	0	0	0	0	0	0
3	45	1	280	0	0	0	0	0	0
2	30.4	0	0	0	0	0	0	0	0
13	265.2	0	0	0	0	0	0	0	0
5	144.9	1	128	0	0	1	1032	0	0
5	68	0	0	0	0	0	0	0	0
33	832.5	2	339	0	0	0	0	0	0
0	0	0	0	0	0	0	0	0	0
5	134.1	1	187	0	0	0	0	0	0
6	102	0	0	0	0	0	0	0	0





# 2016 Summary Statistics

In 2016, fire departments responded to a total of 2,587,635 incidents. When mutual aid calls were added, the total number of reported responses increased to 2,658,344, which generated slightly fewer requests for fire department services than in 2015. Total fire response incidents decreased by 5% and total dollar loss decreased by 41% based on 2015 data. The number of fire departments that reported to the Florida Fire Incident Reporting System (FFIRS) was 468, which is a decrease of 9.5% from the previous year.



## 2016 State Incident Summary

Structure Fires	13,881
Vehicle Fires	8,924
Other Fires	24,798
Exposures Fires	576
<b>Total Fire Incidents</b>	<b>48,179</b>

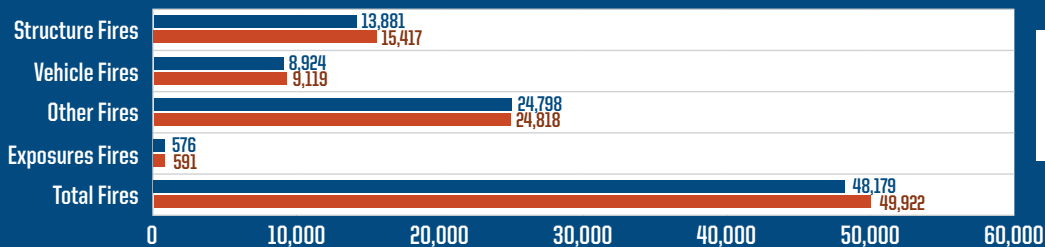
Rescue/EMS	1,938,222
Other Emergencies	455,615
False Alarms	145,619
<b>Total Non-Fire Incidents</b>	<b>2,539,456</b>

Mutual Aid Given	70,709
------------------	--------


<b>*Total Incidents plus Mutual Aid Given</b>	<b>2,658,344</b>
---	------------------

## 2016 State Incident Summary Compared to (2012-2016) 5 Yr. Avg.

### 2016 Fires



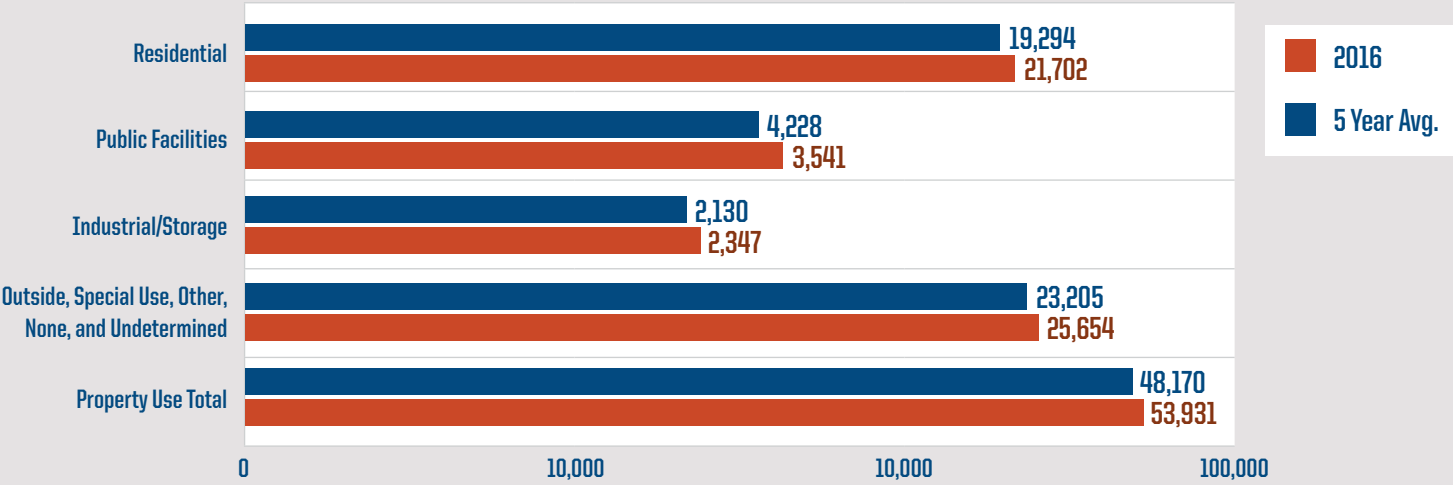
### 2016 Non Fire Related Incidents







# Total Breakdown of Fires by Property Use

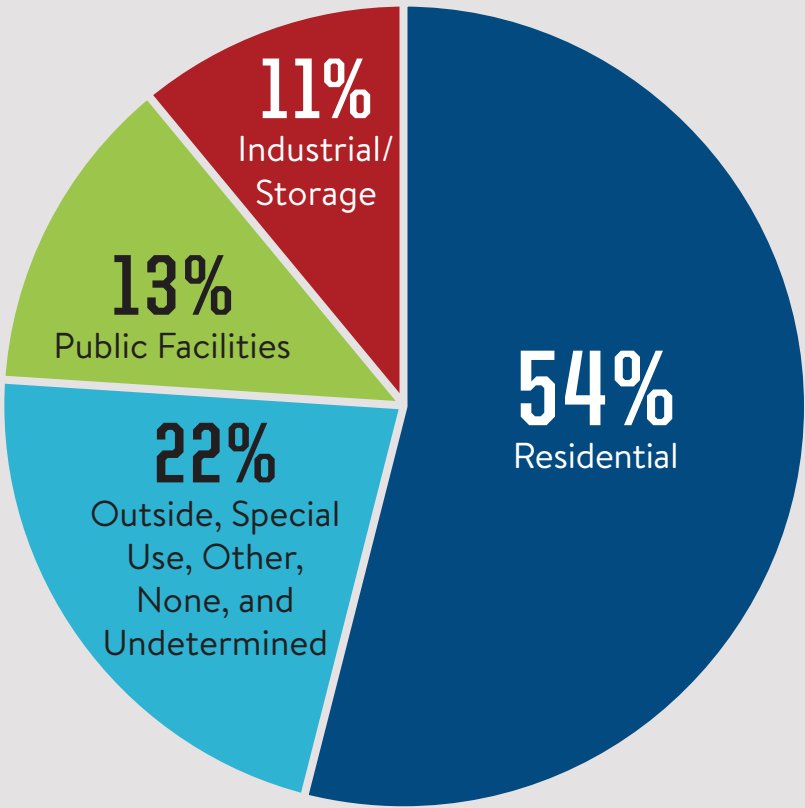


## Total State Dollar Loss

Reported Value of Property Loss for 2016:

**\$377,357,528.00**

Residential:	\$203,307,476.00
Outside, Special Use, Other, None, and Undetermined	\$81,787,629.00
Public Facilities	\$49,119,984.00
Industrial/Storage	\$43,142,439.00

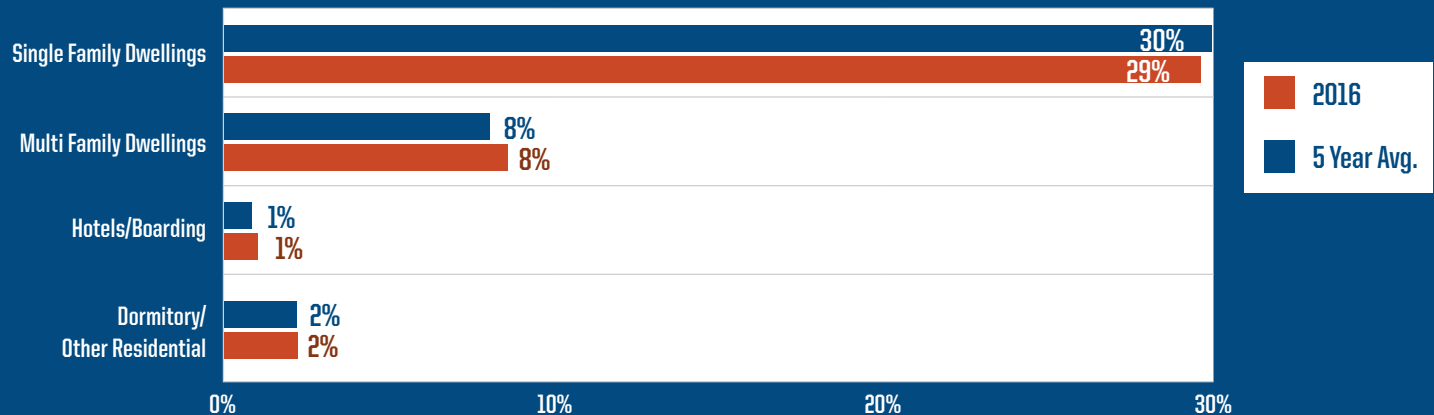






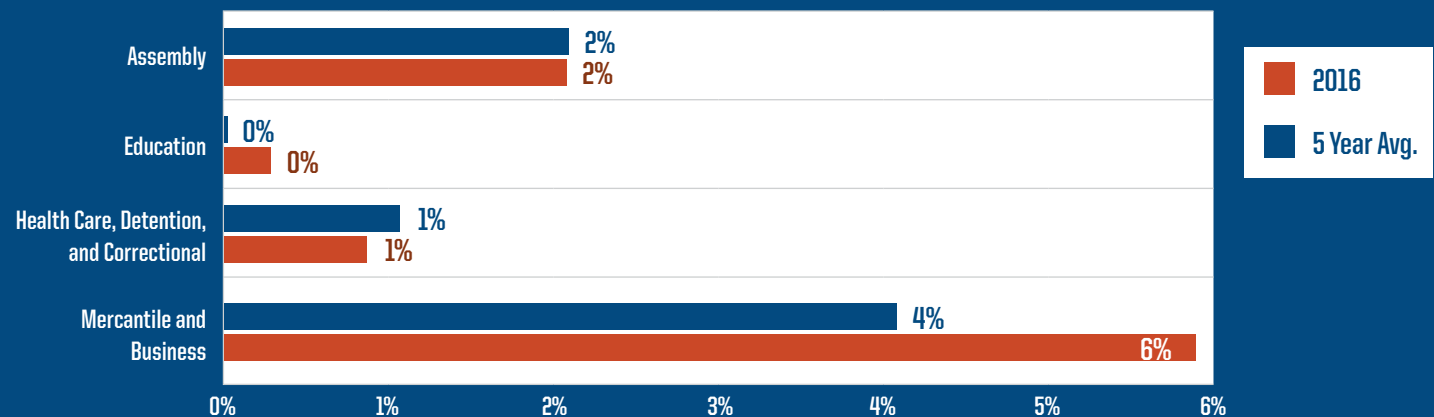
# Percentage of Fires and Dollar Loss Compared to Five Year Average by Property Use

## Residential



Residential Property Type	2016 Number of Incidents	5 Year Avg. Number of Incidents	2016 Total Dollar Loss	5 Year Avg. Total Dollar Loss
Single Family Dwellings	14,265	15,915	\$159,127,347.00	\$180,680,686.00
Multi Family Dwellings	3,752	4,412	\$34,422,858.00	\$40,388,039.80
Hotels/Boarding	374	422	\$3,255,470.00	\$3,227,972.40
Dormitory/Other Residential	903	953	\$6,501,801.00	\$6,763,906.20
<b>Total</b>	<b>12,294</b>	<b>21,702</b>	<b>\$203,307,476.00</b>	<b>\$231,060,604.40</b>

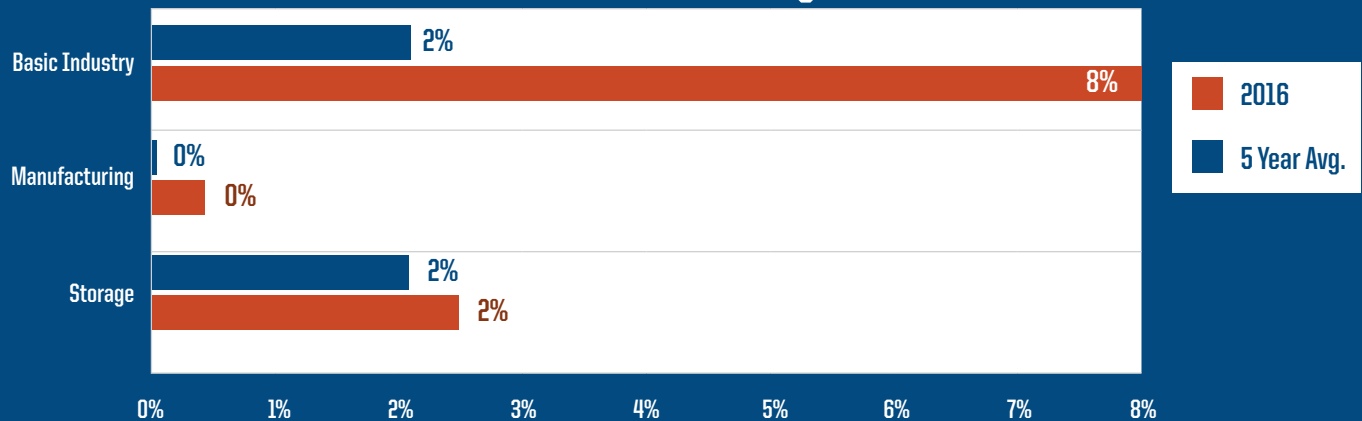
## Public Facilities



Public Facilities Property Type	2016 Number of Incidents	5 Year Avg. Number of Incidents	2016 Total Dollar Loss	5 Year Avg. Total Dollar Loss
Assembly	1,154	1,264	\$13,183,741.00	\$13,806,916.00
Education	198	260	\$654,746.00	\$1,099,746.20
Health Care, Detention and Correctional	296	342	\$924,966.00	\$3,141,215.60
Mercantile and Business	1,893	2,362	\$34,356,531.00	\$40,489,500.80
<b>Total</b>	<b>3,541</b>	<b>4,228</b>	<b>\$49,119,984.00</b>	<b>\$58,437,532.60</b>

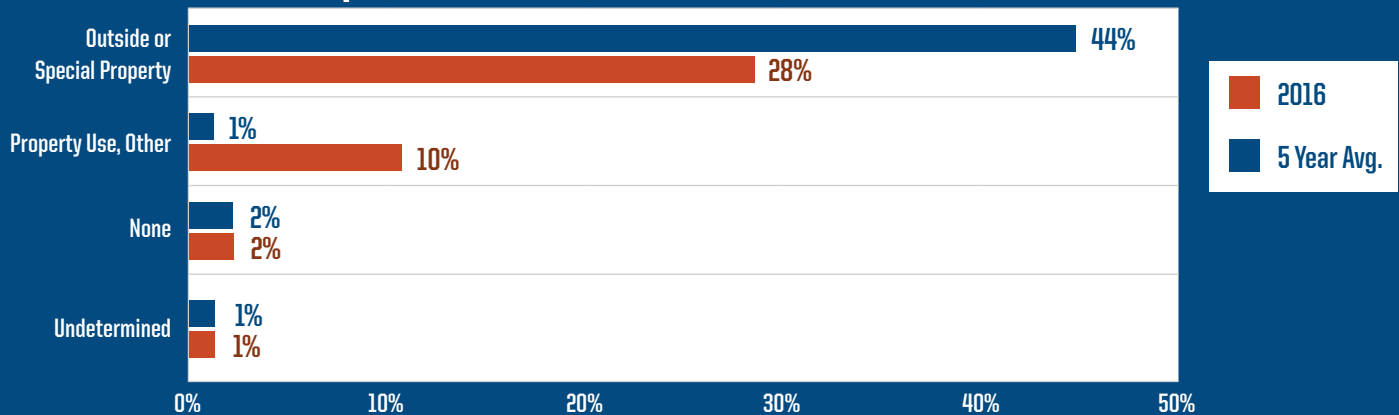


## Industrial/Storage



Industrial Property Type	2016 Number of Incidents	5 Year Avg. Number of Incidents	2016 Total Dollar Loss	5 Year Avg. Total Dollar Loss
Basic Industry	982	1,121	\$5,426,193.00	\$66,743,220.80
Manufacturing	135	161	\$3,628,043.00	\$7,492,230.00
Storage	1,013	1,104	\$34,088,203.00	\$29,850,722.60
<b>Total</b>	<b>2,130</b>	<b>2,387</b>	<b>\$43,142,439.00</b>	<b>\$104,086,173.40</b>

## Outside, Special Use, Other, None, and Undetermined



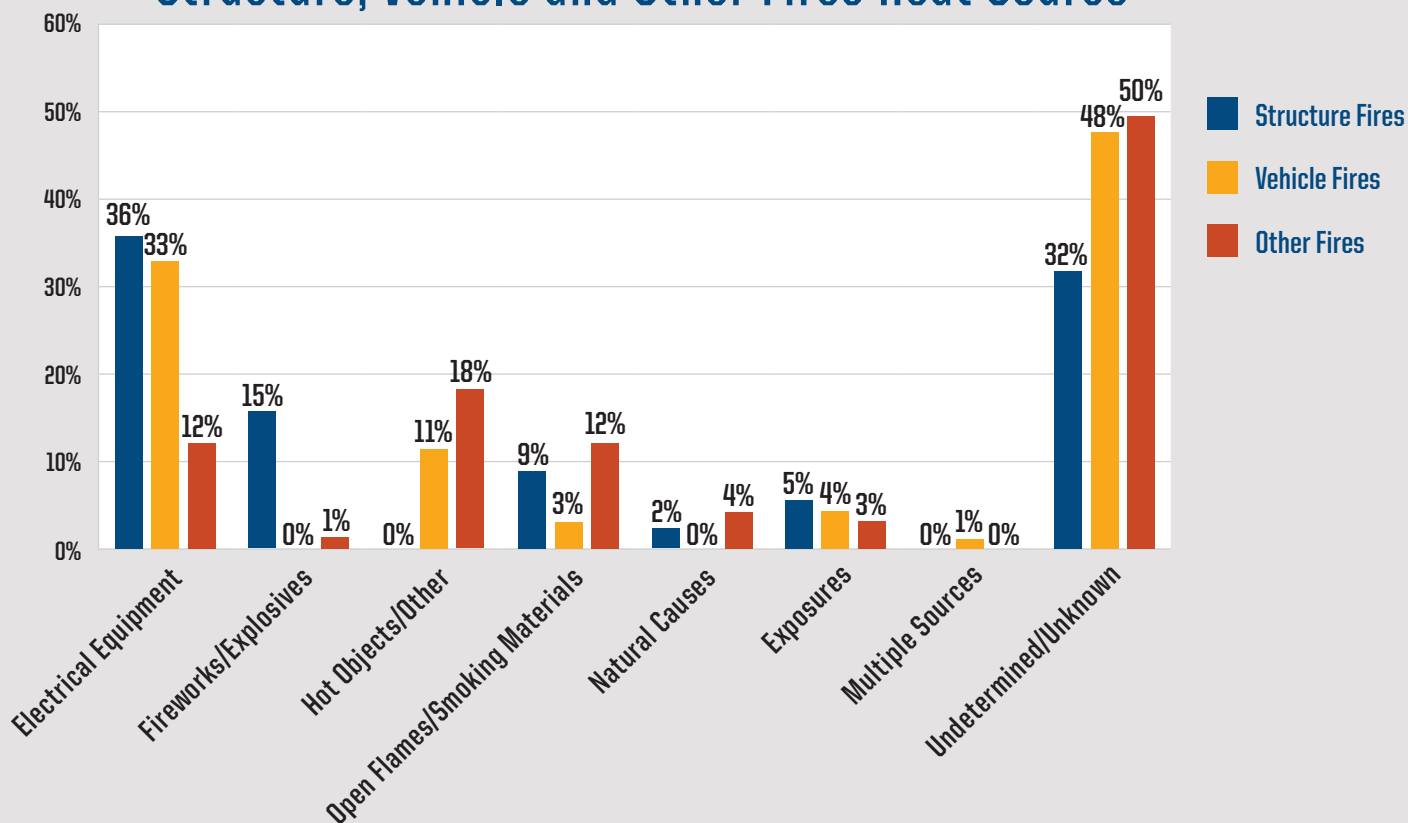
Outside, Special Use, Other, None, and Undetermined Property Type	2016 Number of Incidents	5 Year Avg. Number of Incidents	2016 Total Dollar Loss	5 Year Avg. Total Dollar Loss
Outside or Special Property	21,306	18,315	\$72,147,524.00	\$59,506,638.60
Property Use, Other	535	6,379	\$4,010,816.00	\$20,424,202.80
None	1,090	1,051	\$5,018,955.00	\$4,640,407.280
Undetermined	274	313	\$610,334.00	\$726,999.20
<b>Total</b>	<b>23,205</b>	<b>25,654</b>	<b>\$81,787,629.00</b>	<b>\$85,298,247.80</b>





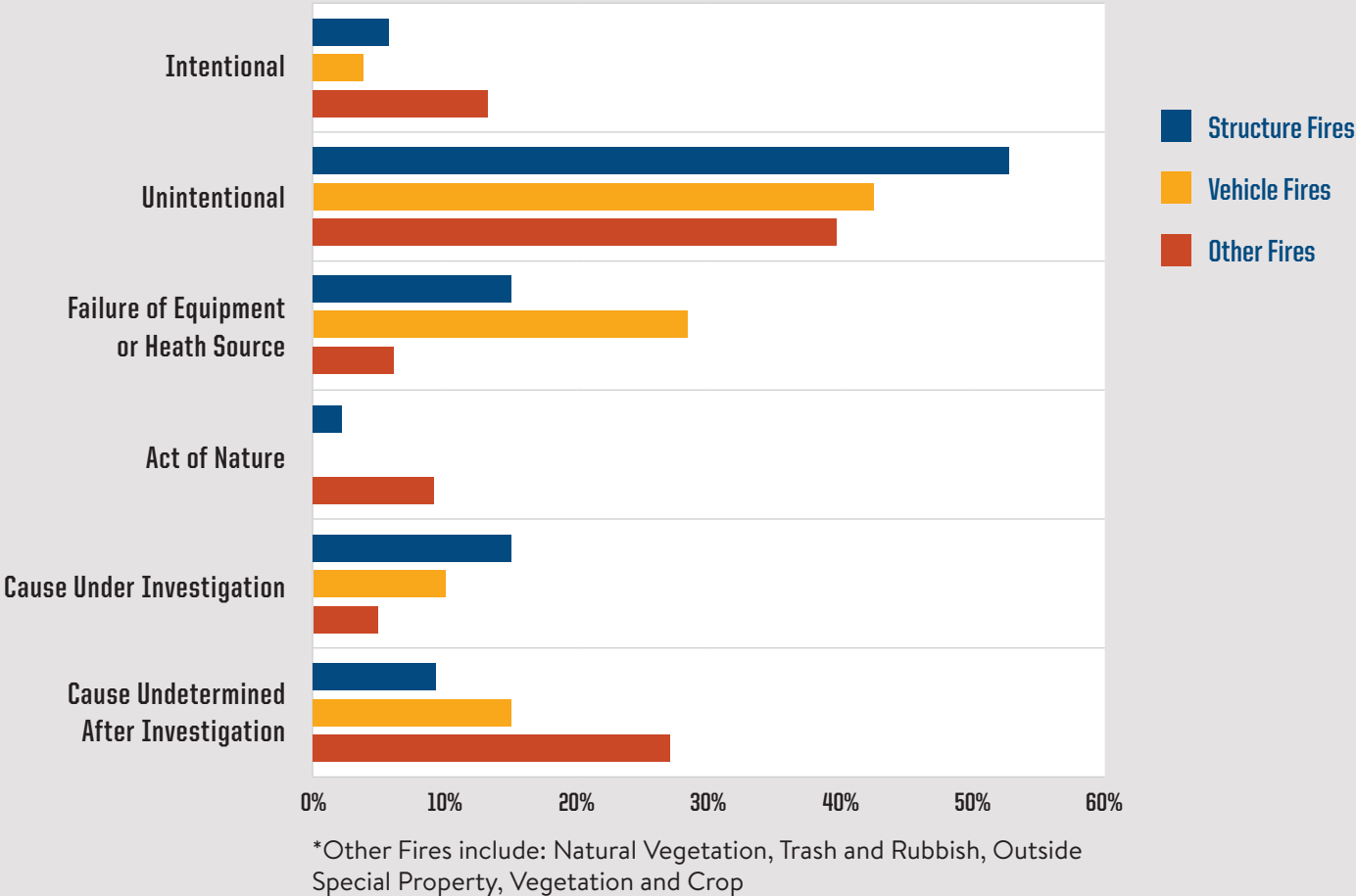
# 2016 Heat Source and Cause of Ignition Percentages

## Structure, Vehicle and Other Fires Heat Source





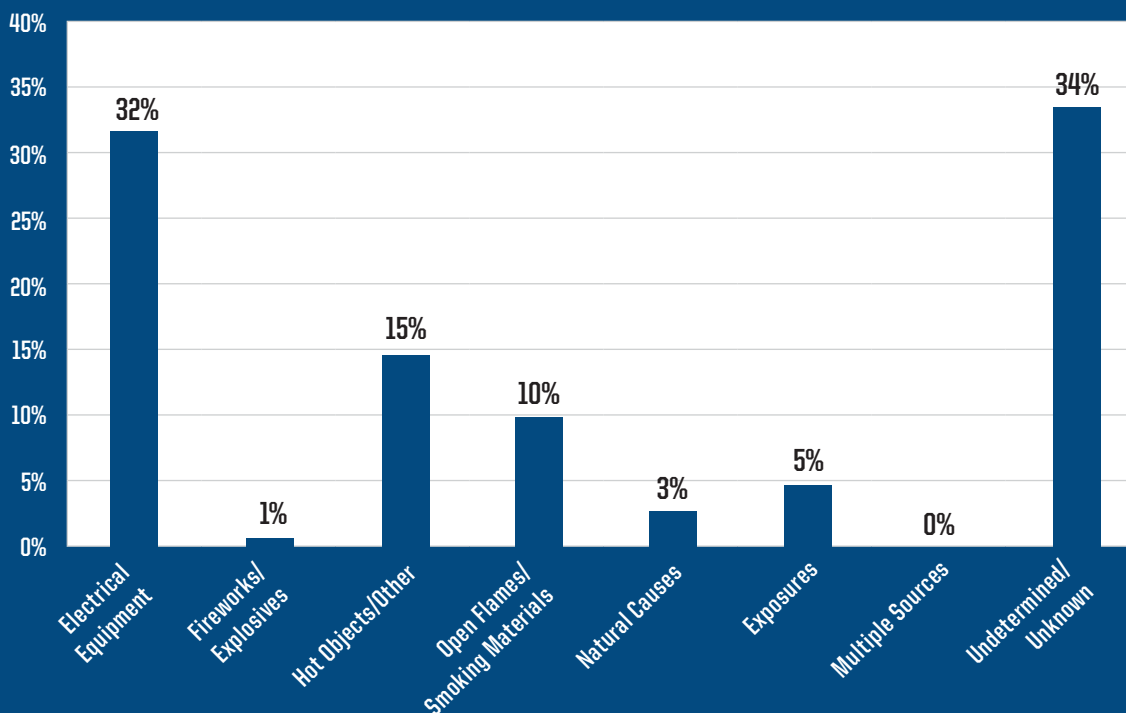
# Structure, Vehicle and Other Fires Cause of Ignition







# Total Dollar Loss, Area of Origin and Fire Cause Percentages for Residential Structures



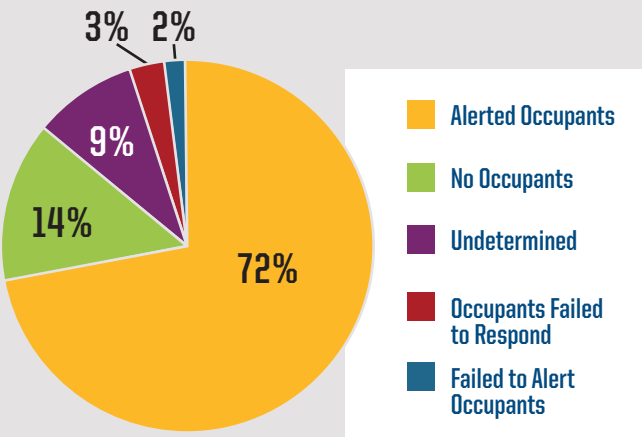




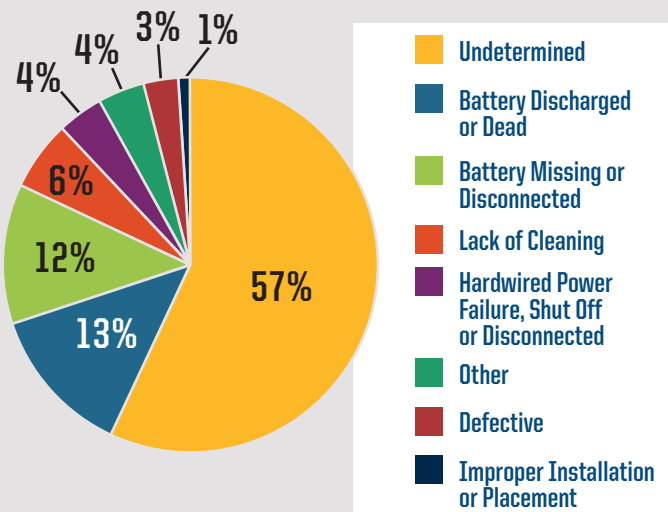
# Smoke Detector Use Data

Smoke detectors were present in **39** percent of reported structure fires, in which the presence or absence of detectors were reported, with **51** percent of those operational. **23** percent were reported as undetermined and **11** percent did not operate due to a variety of reasons such as no batteries, lack of maintenance, etc. In **15** percent, the fire was too small for the detector to operate. Unfortunately, **41** percent of the structures did not have smoke detectors and 20 percent of the structures reported as undetermined.

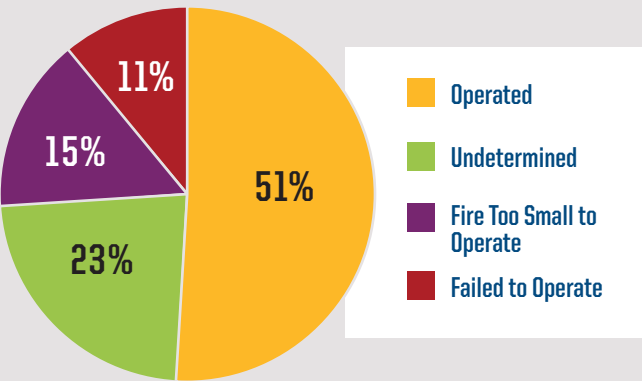
Detector Effectiveness



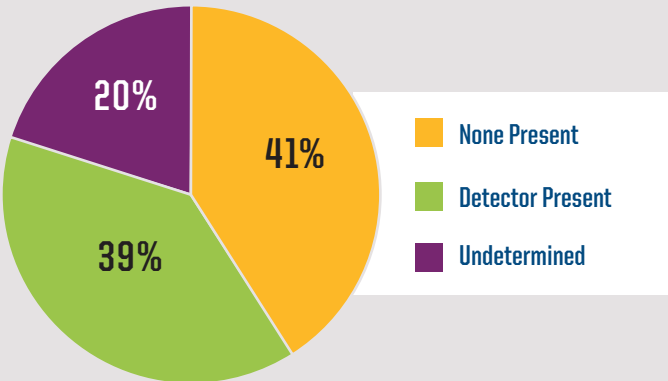
Smoke Detector Failure



Detector Operation



Detector Present



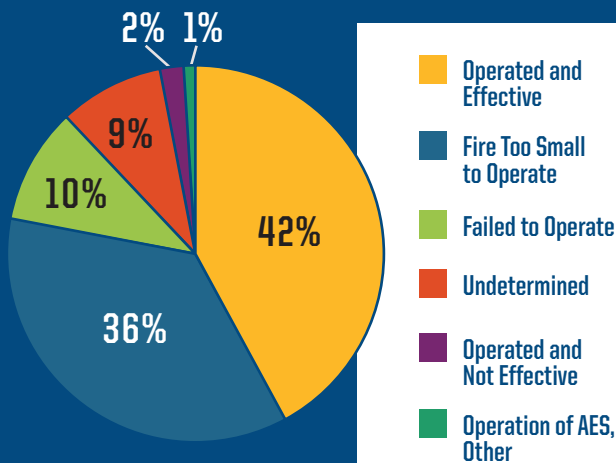




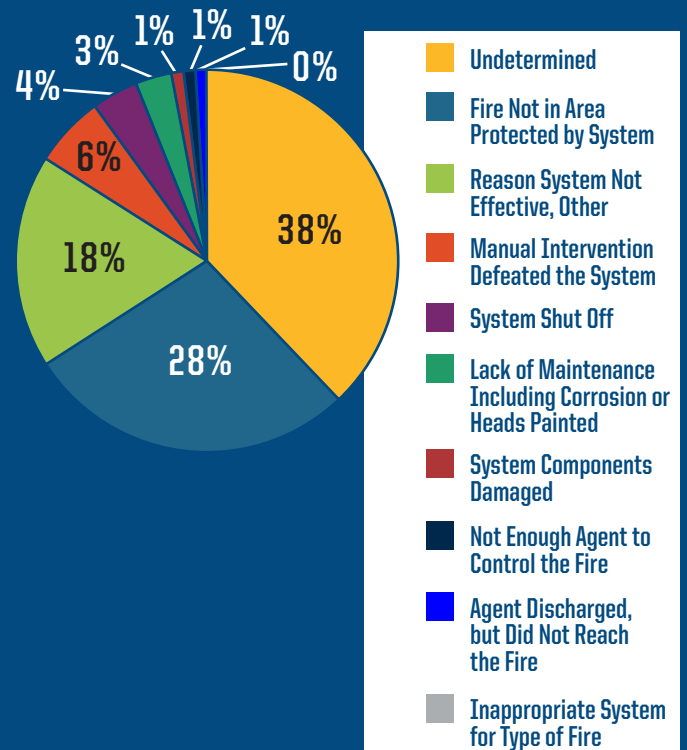
# Fire Sprinkler Use Data

Automatic Extinguishing Systems (AES) were present in **8** percent of reported structure fires with **42** percent of those operational. **9** percent were reported as undetermined and **1** percent did not operate due to a variety of reasons, such as manual intervention, agent discharged but did not reach the fire, etc. In **36** percent of structure fires, the fire was not in the vicinity of the AES for it to be effective. Unfortunately, in **85** percent of the structure fires there was not an AES present and **7** percent were reported as undetermined.

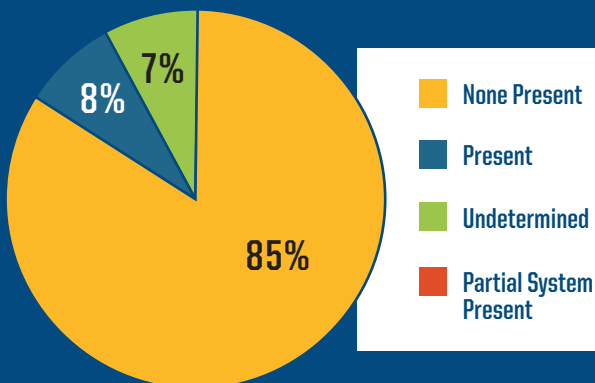
## AES Operation



## AES Failure



## AES Presence







# Average Response Frequencies

REPORTED BY FLORIDA FIRE DEPARTMENTS

\*These statistics do not include exposures or automatic / mutual aid given responses.



ONE FIRE  
DEPARTMENT  
RESPONDS  
EVERY **3**  
MINUTES

ONE STRUCTURE  
FIRE OCCURS  
EVERY **37**  
MINUTES AND  
**52** SECONDS







ONE ACTUAL  
FIRE OCCURS  
EVERY **11**  
MINUTES AND  
**25** SECONDS

ONE VEHICLE  
FIRE OCCURS  
EVERY **58**  
MINUTES AND  
**54** SECONDS



ONE OUTSIDE /  
OTHER FIRE  
OCCURS EVERY  
**21** MINUTES  
AND **12**  
SECONDS



ONE OTHER  
EMERGENCY CALL  
OCCURS EVERY 29  
MINUTES AND  
59 SECONDS



ONE EMS /  
RESCUE CALL  
OCCURS EVERY  
16 SECONDS



ONE FALSE  
ALARM  
OCCURS  
EVERY 3  
MINUTES  
AND 36  
SECONDS





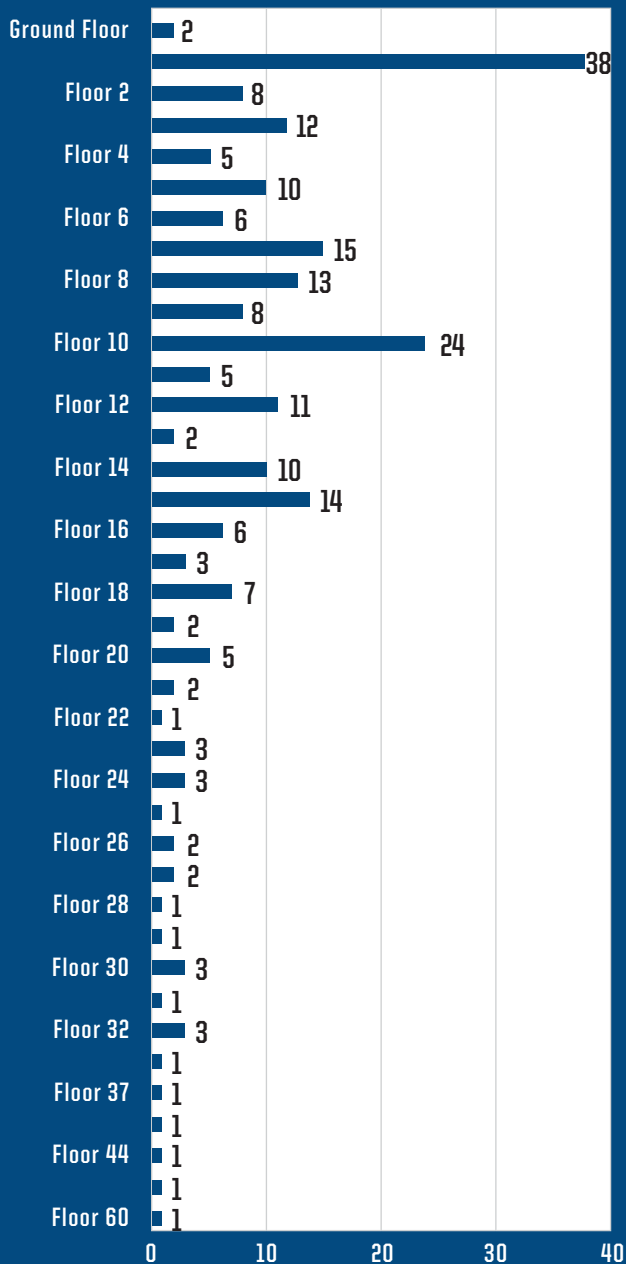


# Frequency and Number of Civilian & Fire Service Injuries in High Rise Structure Fires


The National Fire Protection Association reports there are more than 13,000 structure fires in high rise buildings each year in the United States.

The State of Florida had a total of **235** structure fire incidents in high rise structures with **1** fire service injury and **3** civilian injuries in 2016.

## High Rise Structure Fire Incidents by Frequency



## Civilian and Fire Service Injuries in High Rise Structure Fires












# 2016 Fallen Firefighters


More than 6,000 people, including members of Congress, Administration officials and other dignitaries, members of the fire service, and families and friends of fallen firefighters attend the Annual National Firefighters Memorial Service event each year in Emmitsburg, Maryland at the National Fire Academy. Families receive flags that were flown over the U. S. Capitol and the National Memorial. Members of the fire service, honor guard units and pipe and drum units from across the U.S. participate in this national tribute. No Florida Firefighters died in the line of duty in 2016.



**Florida Fallen Firefighter Memorial in Ocala, Florida**



**Florida Wildland Firefighter Memorial in Brooksville, Florida**



**Florida Firefighter Memorial Monument at the Capitol, Tallahassee, Florida**

The Firefighter Safety and Health Program Section is charged with the implementation of the "Florida Firefighters Occupational Safety and Health Act (FFOSHA)" (Florida Statute 633.801-633.821) and "Firefighter Employment Standards" (Florida Administrative Code 69A-62).





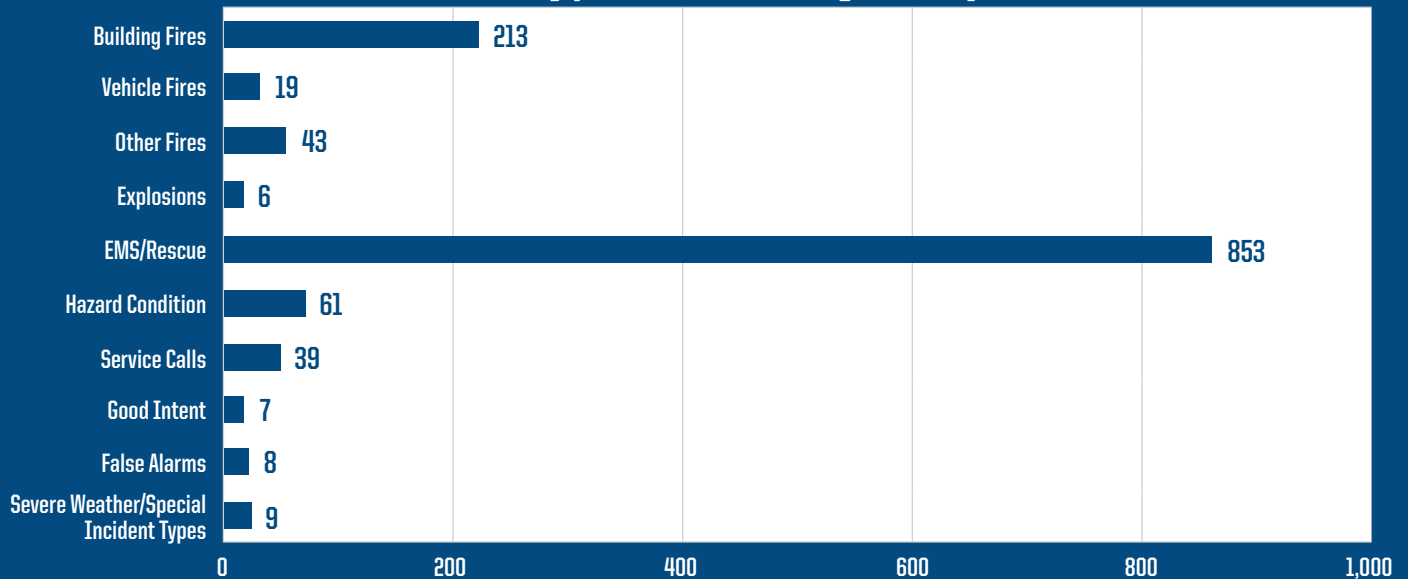




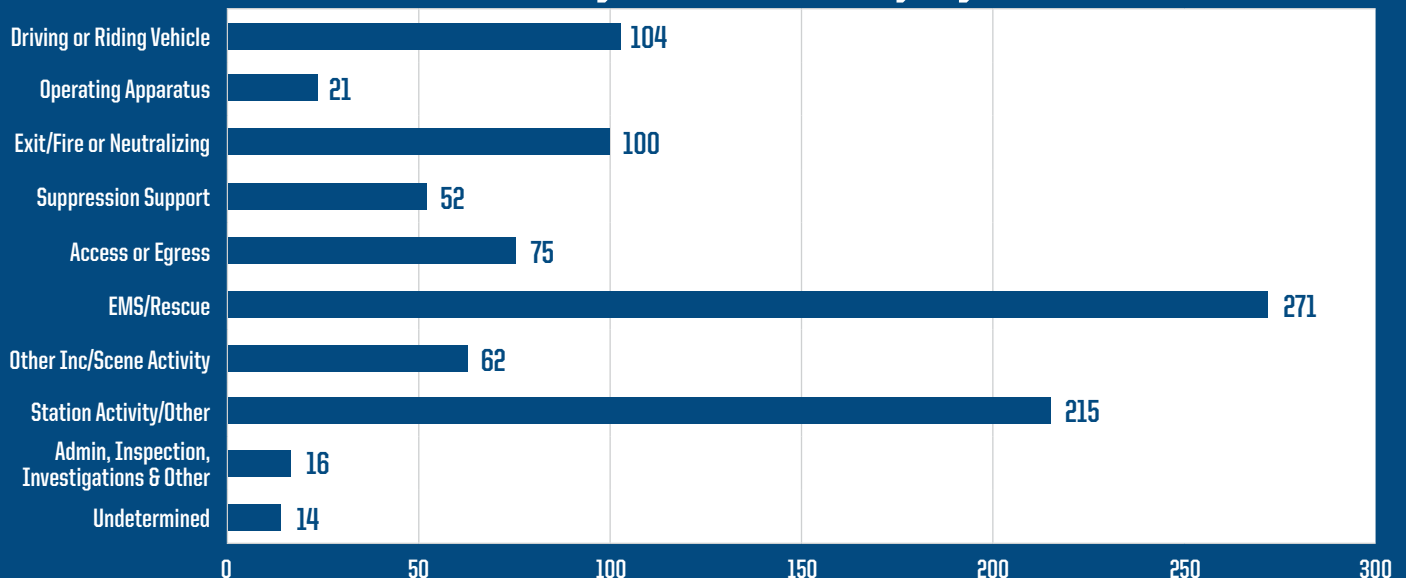
# Firefighter Injuries vs. Number of Fire Incidents

Firefighters throughout Florida deal with a variety of hazards while performing their duties. These hazards include, but are not limited to, smoke inhalation, burns, straining of body parts, exposure to chemicals and stress. In 2016, there were **937** fire related injuries to firefighters.

## Incident Types Resulting in Injuries

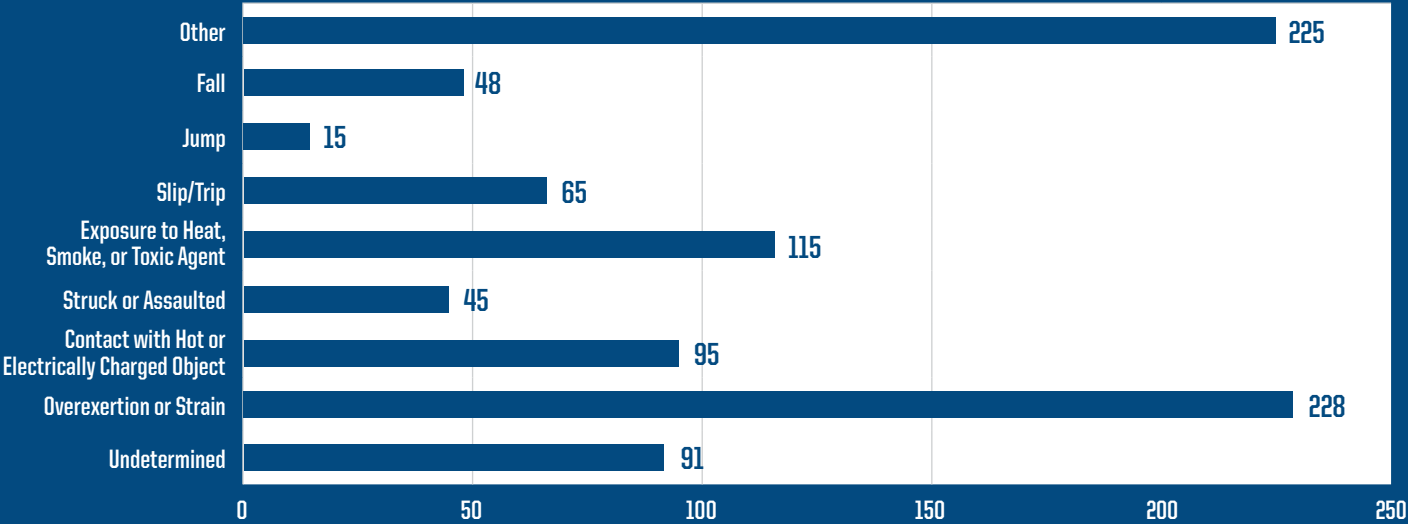


## Activity at Time of Injury





### Cause of Fire Related Injury

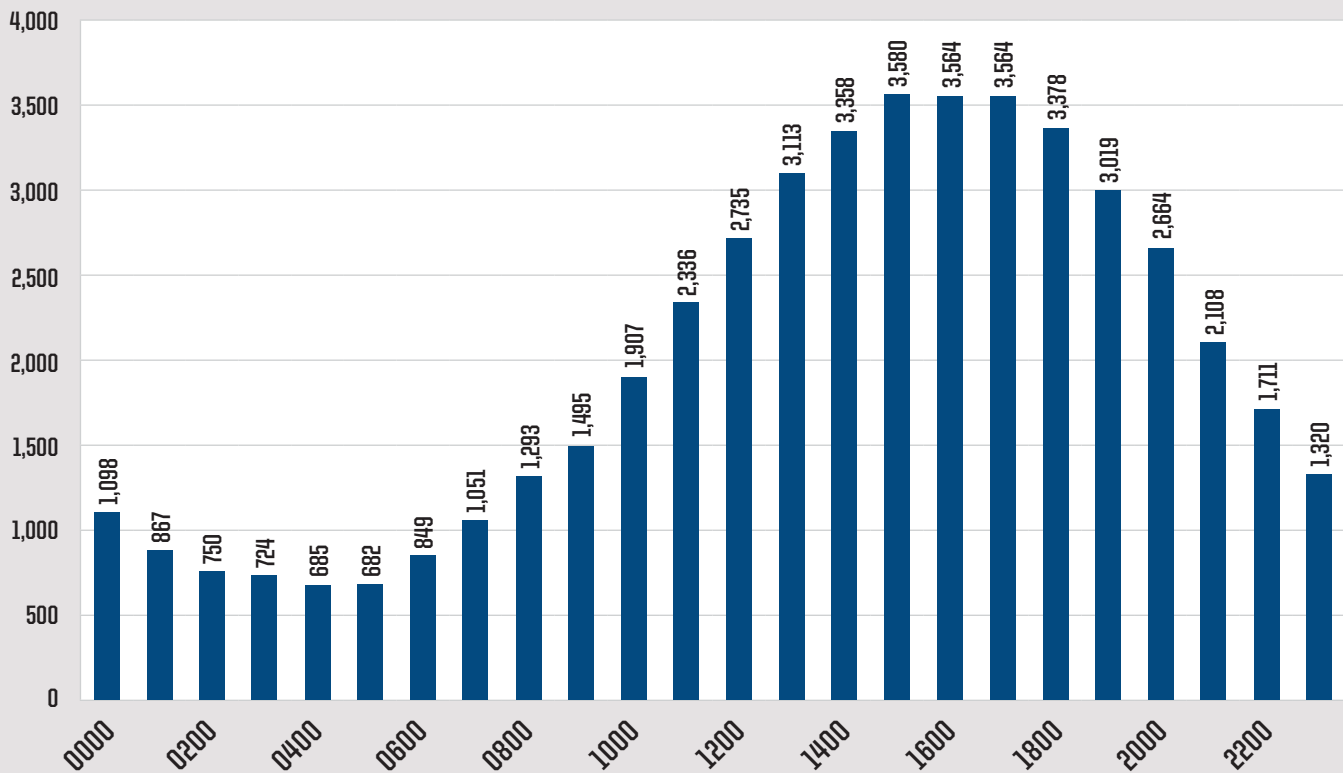




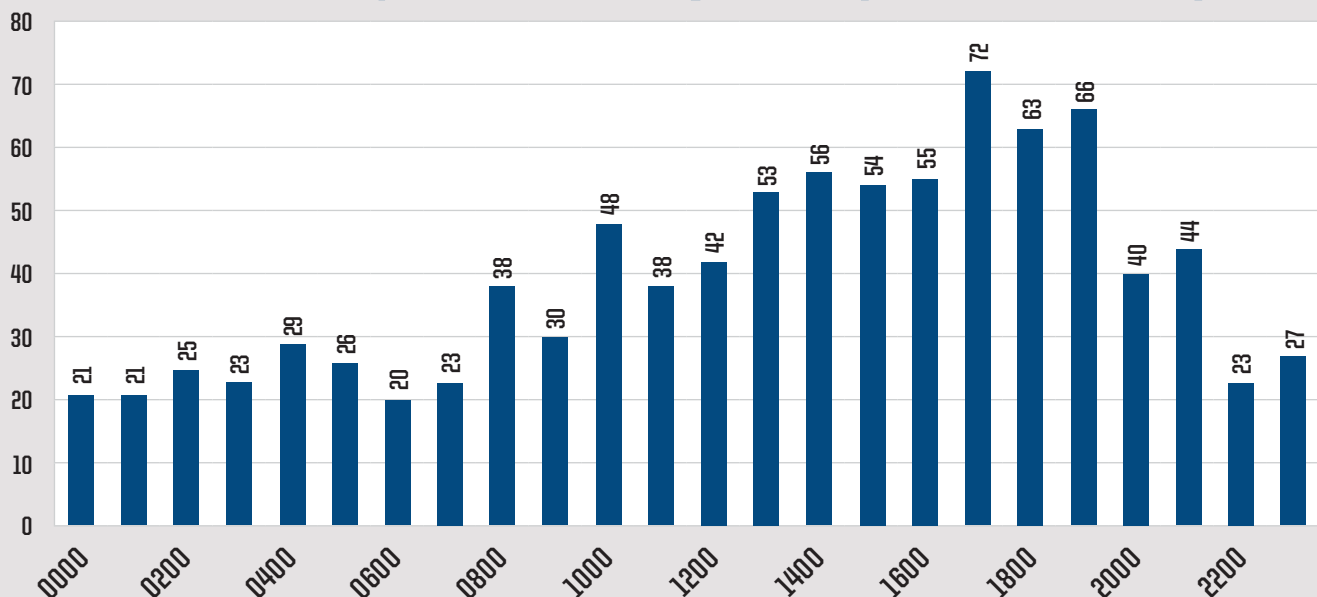


# Fire Incidents and Firefighter Fire Related Injuries by Peak Hour and Day of the Week

## Fire Incidents by Hour of the Day

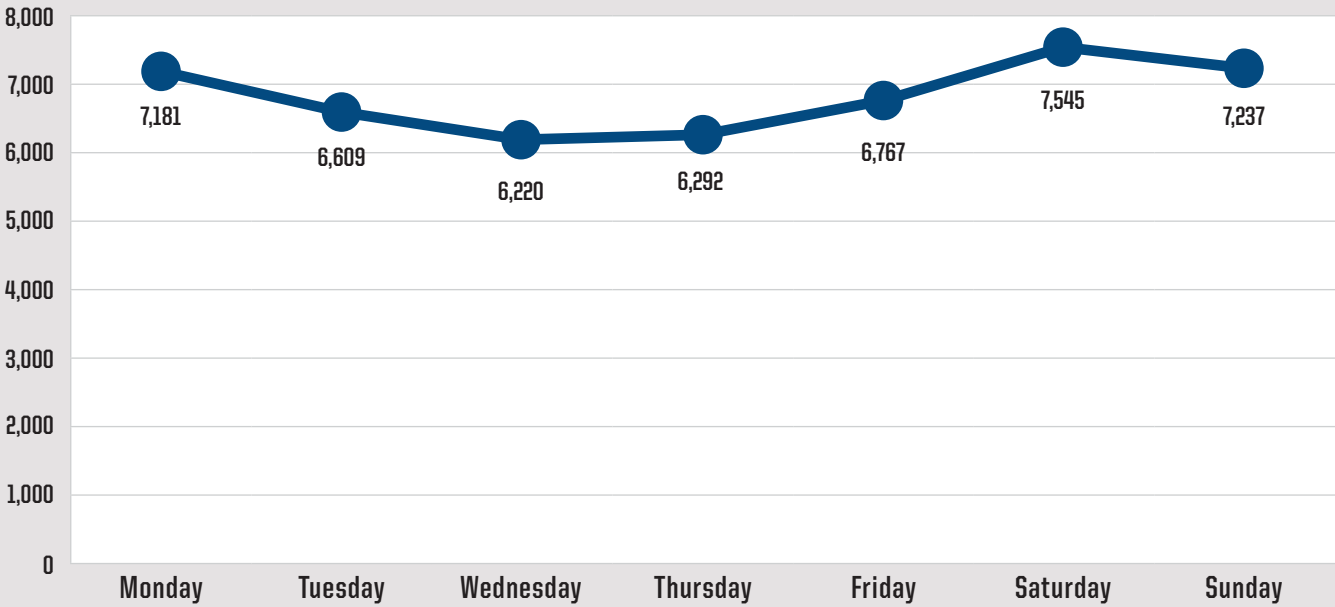


## Fire Related Injuries to Firefighters by Hour of the Day

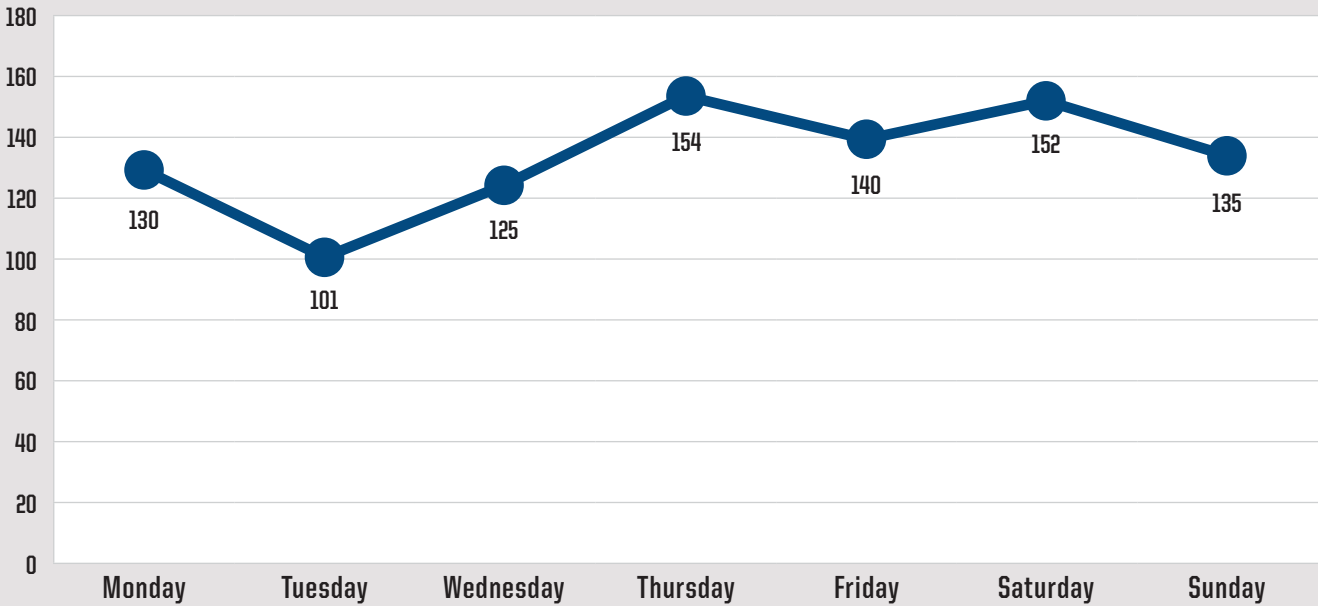




Fires by Day of the Week



Firefighter Injuries by Day of the Week

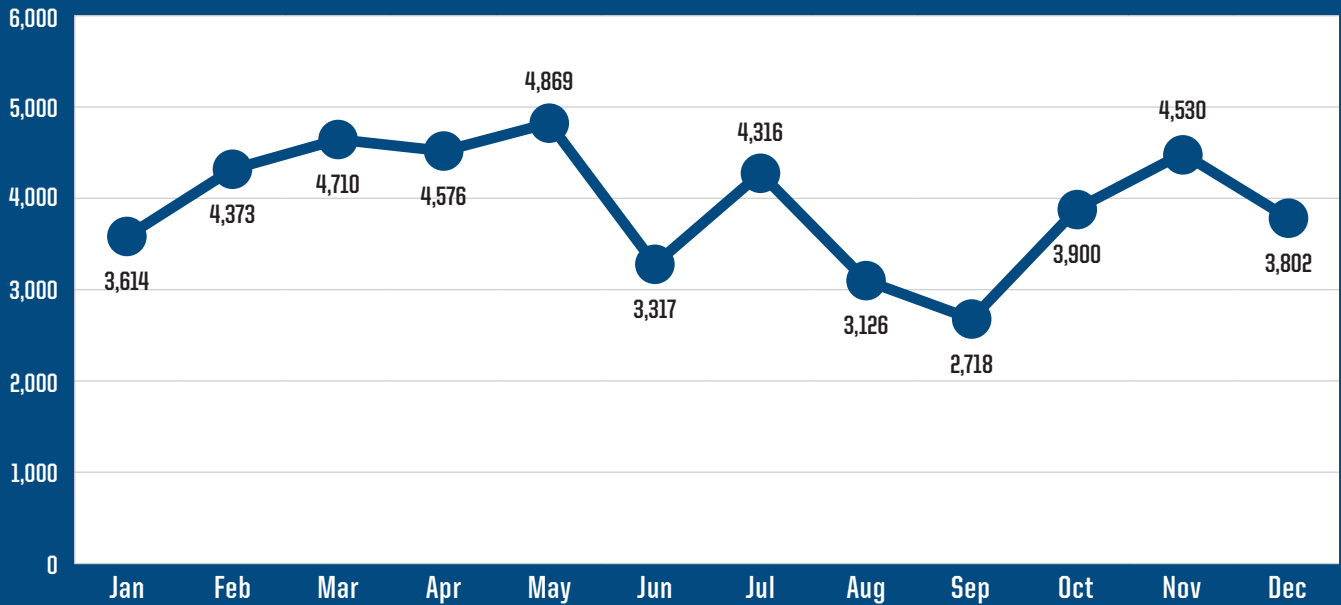




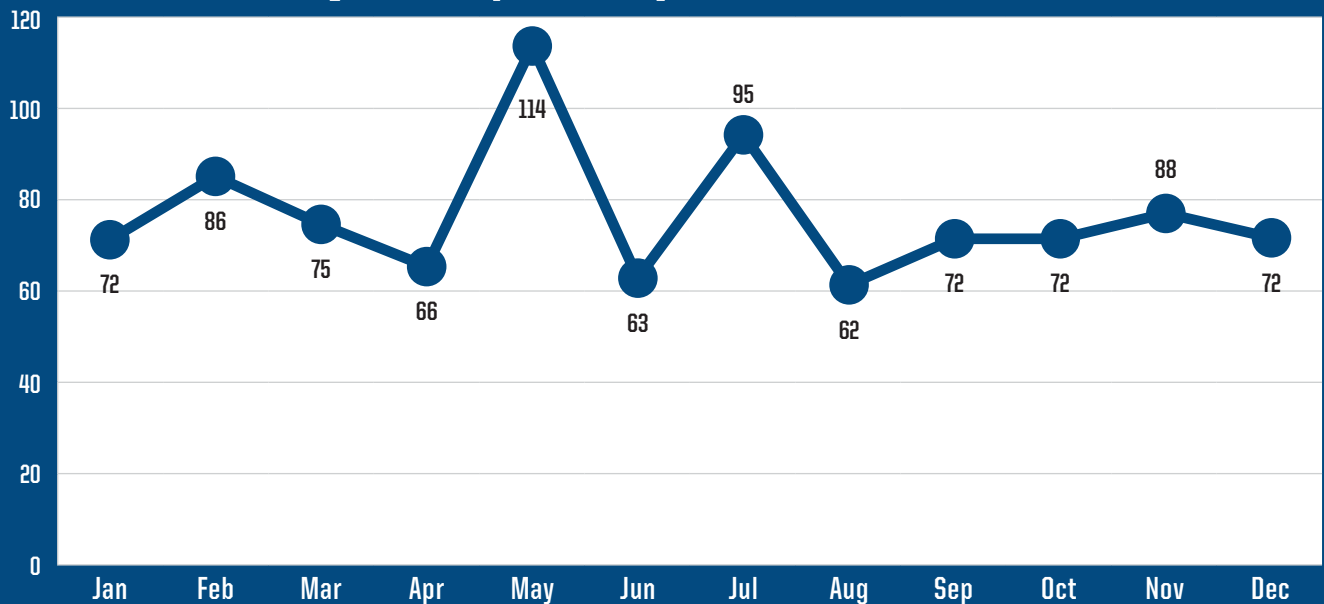


# Fire Incidents and Firefighter Fire Related Injuries by Month and Quarter of the Year

## Fires by Month of the Year

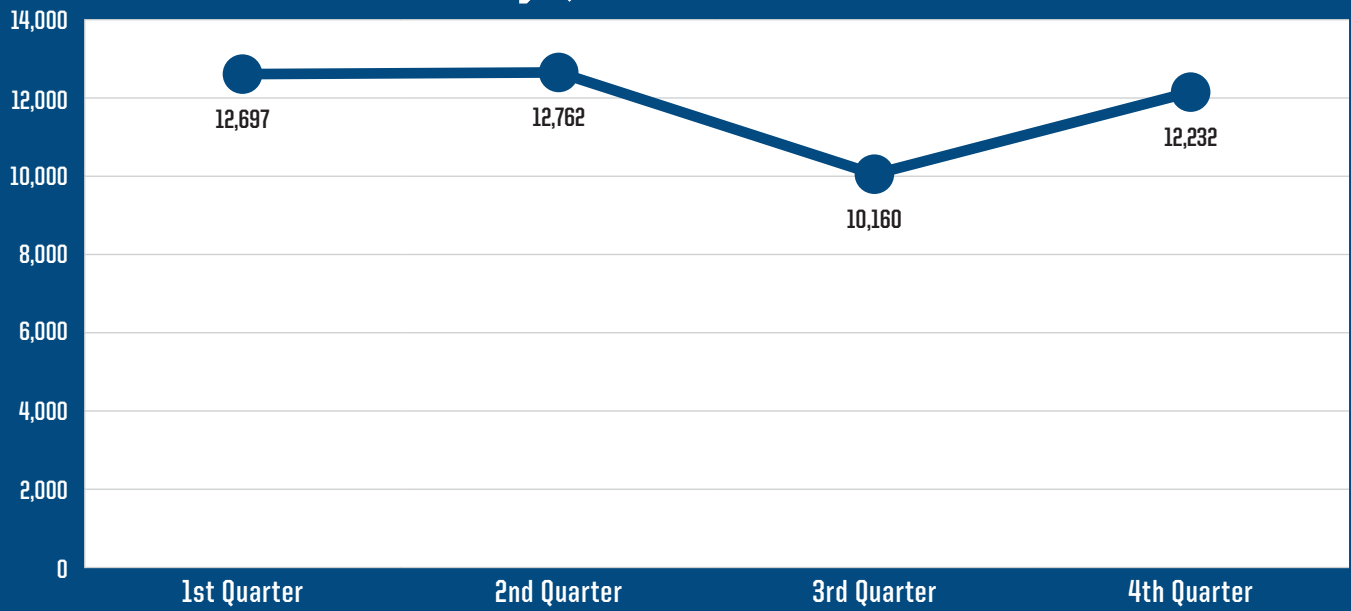


## Firefighter Injuries by Month of the Year

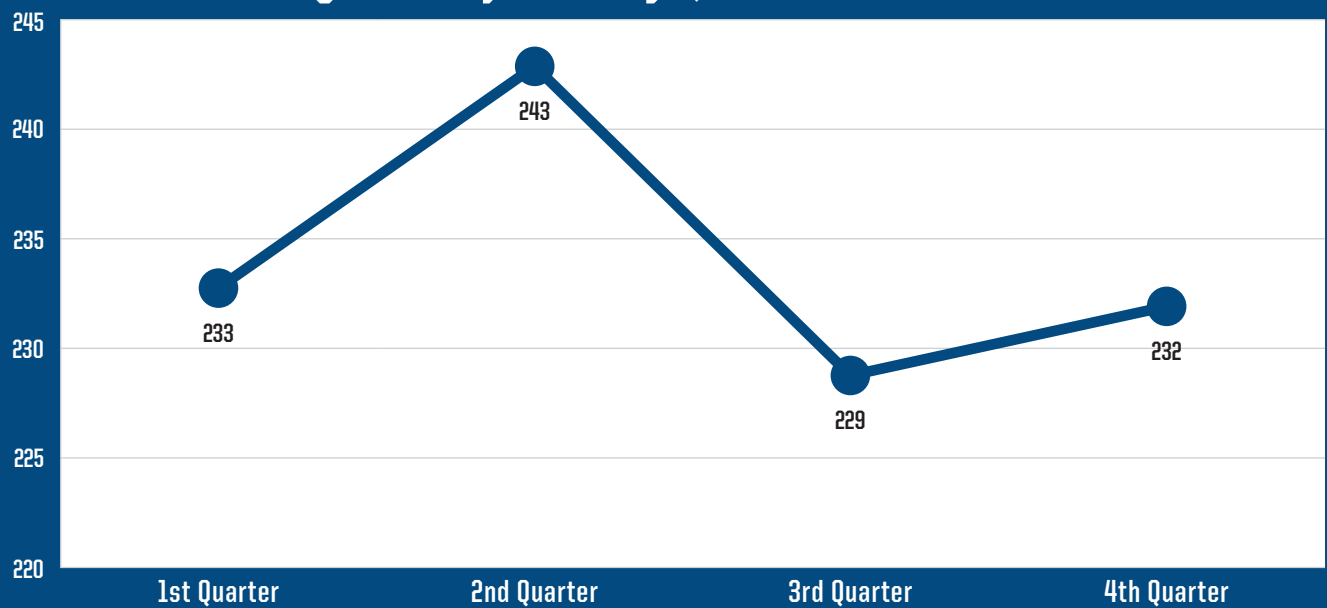




## Fires by Quarter of the Year



## Firefighter Injuries by Quarter of the Year







# 2016 Assistance to Firefighter Grant Awards

The United States Fire Administration (USFA) has reported that the following departments received Assistance to Firefighters Grant (AFG) Awards for 2016. One of the requirements placed upon grantees under this award is that recipients “agree to provide information, through established reporting channels, to the USFA’s National Fire Incident Reporting System (NFIRS) for the period covered by the assistance if the grantee is a fire department. In Florida, the established reporting channel would be through the Florida Fire Incident Reporting System (FFIRS) Section of the Division of State Fire Marshal (DSFM). Nonaffiliated EMS organizations do not have to comply with the NFIRS reporting requirement. If a fire department grantee does not currently participate in the incident reporting system and does not have the capacity to report at the time of the award, that grantee must agree to provide information to the NFIRS system for a twelve-month period commencing as soon as they develop the capacity to report. We expect non-reporting grantees to pursue the capacity to report

immediately after notification of an award, and for these non-reporting grantees to be actively reporting to NFIRS within the approved period of performance. AFG program grantees from previous years will not be allowed to closeout their grants until they demonstrate that they are complying with this requirement. Failure to closeout your previous years’ grants may affect the consideration of future awards. This requirement is included in the 2016 Program Guidance for the Assistance to Firefighters Grant program, as well as being included in the actual grant agreement. The award announcement dates for the 2016 recipients may be reviewed by entering the following link into your web browser: <https://www.fema.gov/assistance-firefighters-grants-award-year-2016>.

Please contact the FFIRS Section at (850) 413-3698 for assistance in helping your department comply with this reporting requirement.

Date	FDID#	Organization	City	Program	Activity Level
5/19/2017	51011	City of Bonifay	Bonifay	Operations and Safety	PPE (\$55,000)
5/19/2017	25022	City of Marianna, Fire Rescue	Marianna	Operations and Safety	E (\$39,750)
5/19/2017	67031	Hosford Fire Department	Hosford	Operations and Safety	E (\$35,177)
5/19/2017	03032	Plant City Fire Rescue	Plant City	Operations and Safety	MF (\$72,000)
5/26/2017	19182	Brevard County Board of County Comm D/B/A, Brevard County Fire Rescue	Rockledge	Operations and Safety	E (\$798,525)
5/26/2017	04082	City of Madeira Beach	Madeira Beach	Operations and Safety	PPE (\$42,055)
5/26/2017	19042	Palm Bay Fire Rescue	Palm Bay	Operations and Safety	MF (\$79,002)
6/02/2017	06301	Palm Beach County Fire Rescue	West Palm Beach	Operations and Safety	F (\$29,120)
6/02/2017	04112	St. Petersburg Fire & Rescue	St. Petersburg	Operations and Safety	WFP (\$347,920)
6/23/2017	01042	City of Miami Department of Fire Rescue	Davie	Operations and Safety	WFP (\$107,240)
6/23/2017	-	Holdingford Volunteer Fire Department	Tallahassee	Operations and Safety	MF (\$471,906)
6/23/2017	-	Plainfield Township Volunteer Fire Department	Miami	Operations and Safety	E (\$236,600), T (100,150)
6/30/2017	15052	City of Bradenton Fire Department	Bradenton	Operations and Safety	E (\$42,504)



Date	FDID#	Organization	City	Program	Activity Level
6/30/2017	10151	City of Coral Spring Fire Department	Coral Spring	Operations and Safety	WFP (\$16,065)
6/30/2017	04122	City of St. Pete Beach Fire Department	St. Pete Beach	Operations and Safety	PPE (\$144,050)
6/30/2017	10172	Pompano Beach Fire Rescue	Pompano Beach	Operations and Safety	E (200,708)
6/30/2017	66521	St. Joseph Fire Control District	Port St. Joe	Operations and Safety	E (\$60,000)
6/30/2017	10162	Sunrise Fire Rescue	Sunrise	Regional Request	E (\$794,500)
6/30/2017	06272	West Palm Beach Fire Rescue	West Palm Beach	Operations and Safety	T (\$102,900)
7/21/2017	25022	City of Marianna Fire Rescue	Marianna	Vehicle Acquisition	VA (\$725,000)
7/2/2017	01032	Miami-Dade Fire Rescue	Miami-Dade	Operations and Safety	T (\$84,310)

## Activity Levels:

**E:** Equipment      **T:** Training      **PPE:** Personal Protective Equipment  
**WFP:** Wellness and Fitness Programs      **MF:** Modify Facility

A total **468** fire departments throughout the State of Florida reported incidents to FFIRS for 2016, and of those departments, **21** received grants.





# The Following is a Listing of the Fire Departments that Reported to the Florida Fire Incidents Reporting System (FFIRS) Section During 2016

## ALACHUA COUNTY

Gainesville Fire Rescue {5.0}  
 Newberry Fire Rescue {5.0}  
 Melrose VFD {5.0}  
 Lacrosse Fire Dept. {5.0}  
 Cross Creek VFD {5.0}  
 Windsor VFD {5.0}  
 Alachua County Dept. of Public Safety {5.0}
 

- Hawthorne Fire Dept.

 Micanopy Fire Rescue {5.0}

## BAKER COUNTY

City of Macclenny Fire Dept. {5.0}  
 Baker County VFD {5.0}

## BAY COUNTY

Panama City Beach Fire Dept. {5.0}  
 Lynn Haven Fire & EMS {5.0}  
 Panama City Fire Dept. {5.0}  
 Parker Fire Dept. {5.0}  
 Springfield Fire Dept. {5.0}  
 Callaway Fire Dept. {5.0}  
 Mexico Beach Dept. of Public Safety {5.0}  
 Bay County Fire Rescue {5.0}

## BRADFORD COUNTY

Starke Fire Dept. {5.0}  
 Brooker VFD {5.0}  
 New River FD {5.0}  
 Heilbron Springs VFD {5.0}  
 Lawtey VFD {5.0}  
 Theresa VFD {5.0}  
 Sampson City Fire Dept. {5.0}

## BREVARD COUNTY

Cape Canaveral Fire Rescue {5.0}  
 Indialantic Fire Rescue {5.0}  
 CCAFS/KSC Fire Rescue {5.0}  
 Palm Bay Fire Dept. {5.0}  
 Cocoa Beach Fire Dept. {5.0}  
 Melbourne Fire Dept. {5.0}  
 Indian Harbour Beach VFD {5.0}  
 Malabar VFD {5.0}  
 Melbourne Beach VFD {5.0}  
 Space Coast Regional FEMS {5.0}  
 Satellite Beach Fire Dept. {5.0}  
 Rockledge Fire & EMS {5.0}  
 Titusville Fire & EMS {5.0}  
 Brevard County Fire Rescue {5.0}
 

- Scottsmeer VFD
- South Melbourne Beach VFD
- Bellwood VFD
- Four Communities Fire Dept.

- Mims VFD
- Merritt Island VFD
- Canaveral Port Fire Dept.
- Canova Beach/Patrick Shores Fire Dept.
- District Four VFD
- Lake Washington VFD
- Micco VFD
- Suntree/Viera VFD

## BROWARD COUNTY

Hallendale Beach Fire Rescue {5.0}  
 Southwest Ranches VFR {5.0}  
 Plantation Fire Dept. {5.0}  
 Hollywood Fire Rescue {5.0}  
 Lauderdale Fire Rescue {5.0}  
 Pembroke Pines Fire Rescue {5.0}  
 Margate Fire Rescue {5.0}  
 Lauderdale ByThe Sea VFD {5.0}  
 North Lauderdale Fire Rescue {5.0}  
 Coral Springs Fire Dept. {5.0}
 

- Parkland Fire Dept.

 Sunrise Fire Rescue {5.0}  
 Pompano Beach Fire Rescue {5.0}  
 Oakland Park Fire Rescue {5.0}  
 Fort Lauderdale Fire Dept. {5.0}  
 Tamarac Fire Dept. {5.0}  
 Miramar Fire Rescue {5.0}  
 Davie Fire Rescue {5.0}  
 Lighthouse Point Fire Rescue {5.0}  
 Broward Sheriff's Office Dept. of Fire Rescue & EMS {5.0}
 

- Dania Beach Fire Dept.
- Deerfield Beach Fire Rescue
- Carver Ranches VFD
- Southwest Broward VFD
- Port Everglades Dept. of Public Safety
- Wilton Manors Fire Dept.

## CALHOUN COUNTY

Magnolia VFD {5.0}  
 Kinard VFD {5.0}  
 Scott's Ferry VFD {5.0}  
 Nettle Ridge VFD {5.0}

## CHARLOTTE COUNTY

Punta Gorda Fire Dept. {5.0}  
 Charlotte County Fire & EMS {5.0}

## CITRUS COUNTY

Citrus County Fire Services {5.0}  
 Crystal River Fire Dept. {5.0}

## CLAY COUNTY

Clay County Public Safety & Fire Rescue {5.0}

## COLLIER COUNTY

Ochopee FCD {5.0}  
 Immokalee FCD {5.0}  
 Greater Naples Fire Rescue Dist. {5.0}  
 North Collier FC & Rescue Dist. {5.0}  
 City of Naples Fire Rescue {5.0}  
 Marco Island Fire Dept. {5.0}

## COLUMBIA COUNTY

Lake City Fire Dept. {5.0}  
 Columbia County Fire Dept. {5.0}

## DESOTO COUNTY

Desoto County Fire Rescue {5.0}

## DIXIE COUNTY

Cross City Fire Dept. {5.0}  
 Horseshoe Beach Fire Dept. {5.0}  
 Dixie County EMS {5.0}
 

- Suwannee VFD
- Old Town Fire Rescue
- Jena VFD

## DUVAL COUNTY

Jacksonville Beach Fire Dept. {5.0}  
 Jacksonville Fire Rescue {5.0}
 

- Jacksonville Intn'l Airport
- Neptune Beach Fire Dept.
- Baldwin Fire Dept.

## ESCAMBIA COUNTY

Pensacola Fire Dept. {5.0}  
 Escambia County Fire Rescue {5.0}

## FLAGLER COUNTY

Flagler Beach Fire Dept. {5.0}  
 Bunnell VFD {5.0}  
 Palm Coast Fire Dept. {5.0}  
 Flagler County Fire Rescue {5.0}
 

- Korona Fire Dept.
- St Johns Park VFD
- Hammock Community VFD
- Rima Ridge Fire Rescue
- Espanola VFD

## FRANKLIN COUNTY

Apalachicola Fire Dept. {5.0}



**GADSDEN COUNTY**

Chattahoochee VFD {5.0}  
 Florida State Hospital Fire Dept. {5.0}  
 Greensboro VFD {5.0}  
 Quincy Fire Dept. {5.0}  
 Gretna VFD {5.0}  
 Robertsville VFD {5.0}  
 Havana Fire Dept. {5.0}  
 Mt. Pleasant VFD {5.0}  
 Concord VFD {5.0}  
 Midway VFD {5.0}  
 Sycamore VFD {5.0}

**GILCHRIST COUNTY**

Trenton Fire Rescue {5.0}  
 Fanning Springs VFD {5.0}

**GLADES COUNTY**

Moore Haven VFD {5.0}  
 Glades County VFD {5.0}  
 Lake Port VFD {5.0}  
 Buckhead Ridge VFD {5.0}  
 Ortona VFD {5.0}

**GULF COUNTY**

South Gulf County Fire Dept. {5.0}  
 Wewahitchka VFD {5.0}  
 Wetappo Creek VFD {5.0}  
 Port St. Joe VFD {5.0}  
 Gulf County Beaches VFD {5.0}  
 Howards Creek VFD {5.0}  
 Dalkeith VFD {5.0}  
 Stone Mill Creek VFD {5.0}

**HAMILTON COUNTY**

Jennings VFD {5.0}  
 Jasper Fire Rescue {5.0}  
 Crossroads VFD {5.0}  
 White Springs Fire Dept. {5.0}  
 Genoa VFD {5.0}  
 Bellville Fire Dept. {5.0}

**HARDEE COUNTY****HENDRY COUNTY**

Clewiston VFD {5.0}  
 Labelle VFD {5.0}  
 Montura Fire Dept. {5.0}  
 Pioneer Plantation VFD {5.0}  
 Seminole Tribe's Fire Rescue {5.0}

**HERNANDO COUNTY**

Brooksville Fire Dept. {5.0}  
 Hernando County Fire Rescue {5.0}
 

- Springhill Fire Rescue
- Tri County VFD

 Hernando Beach VFD {5.0}

**HIGHLANDS COUNTY**

Sebring Fire Dept. {5.0}  
 Highland Lakes VFD {5.0}  
 West Sebring VFD {5.0}  
 Avon Park Fire Dept. {5.0}  
 Highlands Park VFD {5.0}

Leisure Lakes VFD {5.0}  
 Sun 'N Lakes of Lake Placid VFD {5.0}  
 Venus VFD {5.0}

**HILLSBOROUGH COUNTY**

Plant City Fire Rescue {5.0}  
 Tampa Fire Dept. {5.0}  
 Temple Terrace Fire Dept. {5.0}

**HOLMES COUNTY**

Bonifay VFD {5.0}  
 New Hope VFD {5.0}  
 Pittman VFD {5.0}  
 Esto VFD {5.0}

**INDIAN RIVER COUNTY**

Indian River Shores Public Safety {5.0}  
 Indian River County Fire Rescue {5.0}
 

- Indian River County EMS
- Sebastian VFD

**JACKSON COUNTY**

Cottondale VFD {5.0}  
 Campbellton VFD {5.0}  
 Malone VFD {5.0}  
 Marianna Fire Rescue {5.0}  
 Grandridge Fire Dept. {5.0}  
 Graceville VFD {5.0}  
 Sneads VFD {5.0}  
 Jackson County Fire Rescue {5.0}  
 Alford VFD {5.0}  
 Compass Lake VFD {5.0}

**JEFFERSON COUNTY**

Lloyd VFD {5.0}  
 Monticello VFD {5.0}  
 Jefferson County Fire Rescue {5.0}

**LAFAYETTE COUNTY**

Mayo VFD {5.0}

**LAKE COUNTY**

Eustis Fire Dept. {5.0}  
 Leesburg Fire Dept. {5.0}  
 Groveland Fire Dept. {5.0}  
 Tavares Fire Dept. {5.0}  
 Clermont Fire Dept. {5.0}  
 Montverde Fire Dept. {5.0}  
 Mount Dora Fire Dept. {5.0}  
 Minneola Fire Rescue {5.0}  
 Fruitland Park Fire Rescue {5.0}  
 Mascotte Fire Rescue {5.0}  
 Umatilla Fire Dept. {5.0}  
 Lake County Fire Rescue {5.0}

**LEE COUNTY**

San Carlos Park FCD {5.0}  
 Tice Fire & Rescue District {5.0}  
 Bayshore Fire Rescue {5.0}  
 Cape Coral Fire Rescue {5.0}  
 Alva FCD {5.0}  
 Estero Fire Rescue {5.0}  
 Bonita Springs Fire Rescue {5.0}  
 Captiva Island FCD {5.0}

Lehigh Acres FCD {5.0}  
 Upper Captiva FRD {5.0}  
 North Ft. Myers Fire District {5.0}  
 Sanibel Fire Rescue {5.0}  
 Lee County Port Authority ARFF Dept. {5.0}  
 Boca Grande FCD {5.0}  
 Fort Myers Fire Dept. {5.0}  
 Ft. Myers Shores Fire District {5.0}  
 South Trail Fire Rescue {5.0}  
 Iona McGregor Fire District {5.0}  
 Useppa Island VFC {5.0}

**LEON COUNTY**

Tallahassee Fire Dept. {5.0}  
 Lake Jackson Fire Rescue {5.0}  
 Woodville VFD {5.0}  
 Bradfordville Fire Rescue {5.0}

**LEVY COUNTY**

Inglis Fire Dept. {5.0}  
 Bronson VFD {5.0}  
 Cedar Key VFR {5.0}  
 Chiefland Fire Rescue {5.0}
 

- Yankeetown VFD
- Fowlers Bluff VFD

 Williston VFD {5.0}  
 Levy County Fire Rescue {5.0}

**LIBERTY COUNTY**

Bristol VFD {5.0}  
 Hosford Fire Dept. {5.0}

**MADISON COUNTY**

Lee Fire Dept. {5.0}  
 Greenville Fire Dept. {5.0}  
 Madison Fire Dept. {5.0}  
 Cherry Lake Vol Fire Rescue {5.0}  
 New Home Community VFD {5.0}

**MANATEE COUNTY**

Longboat Key Fire Rescue {5.0}  
 West Manatee Fire Rescue {5.0}  
 Trailer Estates Fire Dept. {5.0}  
 Southern Manatee Fire Rescue {5.0}  
 Bradenton Fire Rescue {5.0}  
 East Manatee Fire Rescue {5.0}  
 Myakka City Fire District {5.0}  
 Cedar Hammock Fire Rescue {5.0}  
 Parrish Fire District {5.0}  
 North River Fire District {5.0}

**MARION COUNTY**

Dunnellon Fire Rescue {5.0}  
 Rainbow Lakes Estates VFD {5.0}  
 Ocala Fire Dept. {5.0}  
 Marion County Fire Rescue {5.0}

**MARTIN COUNTY**

Jupiter Island Dept. of Public Safety {5.0}  
 Martin County Fire Rescue {5.0}  
 Stuart Fire Dept. {5.0}



**MIAMI-DADE COUNTY**

Miami Beach Fire Dept. {5.0}  
 Miami-Dade Fire Rescue {5.0}  
 City of Miami Fire Rescue {5.0}  
 Coral Gables Fire Dept. {5.0}  
 Village of Key Biscayne Fire Rescue {5.0}

**MONROE COUNTY**

Monroe County Fire Rescue {5.0}

- Big Coppitt VFD
- Big Pine Key VFD
- Layton VFD
- Tavernier VFD
- Sugarloaf Key Fire Rescue
- Key West Intl Airport Fire Dept.

Key West Fire Dept. {5.0}  
 Ocean Reef Public Safety {5.0}  
 Key Largo VFD {5.0}  
 Islamorada Fire Rescue {5.0}  
 Marathon Fire Rescue {5.0}

**NASSAU COUNTY**

Fernandina Beach Fire Dept. {5.0}  
 Nassau County Fire Rescue {5.0}

- Nassau Oaks VFD
- Bryceville VFD
- Nassauville VFD

Callahan VFD {5.0}  
 Yulee VFD {5.0}

- Nassau Village Gray Gables Fire Dept.
- River Road Community VFD
- Ratliff VFR

**OKALOOSA COUNTY**

Destin FCD {5.0}  
 Crestview Fire Dept. {5.0}  
 Baker Fire Dist. {5.0}  
 Fort Walton Beach Fire Dept. {5.0}  
 Ocean City-Wright FCD {5.0}

- Sylvania Heights Fire District

Valparaiso VFD {5.0}  
 Mary Esther VFD {5.0}  
 Niceville Fire Dept. {5.0}  
 Dorcas VFD {5.0}  
 Okaloosa Island Fire District {5.0}  
 Holt VFD {5.0}  
 North Bay Fire District {5.0}  
 Almarante VFD {5.0}  
 North Okaloosa Fire Dept. {5.0}

**OKEECHOBEE COUNTY**

Okeechobee County Fire Rescue {5.0}  
 Okeechobee Fire Dept. {5.0}

**ORANGE COUNTY**

Winter Park Fire Dept. {5.0}  
 Apopka Fire Dept. {5.0}  
 Reedy Creek Improvement District {5.0}  
 Maitland Fire Dept. {5.0}  
 Ocoee Fire Dept. {5.0}  
 Orlando Fire Dept. {5.0}  
 Winter Garden Fire Dept. {5.0}  
 Orange County Fire Rescue {5.0}

**OSCEOLA COUNTY**

Kissimmee Fire Dept. {5.0}  
 St. Cloud FR {5.0}  
 Osceola County Fire Rescue {5.0}

**PALM BEACH COUNTY**

Palm Beach Gardens Fire Dept. {5.0}  
 Greenacres Dept. of Public Safety {5.0}  
 North Palm Beach Public Safety {5.0}  
 Boca Raton Fire Dept. {5.0}  
 Delray Beach Fire Rescue {5.0}  
 Town of Palm Beach Fire Rescue {5.0}  
 Palm Beach Shores VFD {5.0}  
 Riviera Beach Fire Rescue {5.0}  
 West Palm Beach Fire Rescue {5.0}  
 Tequesta Fire Rescue {5.0}  
 Palm Beach County Fire Rescue {5.0}

- Pahokee Fire Rescue

**PASCO COUNTY**

New Port Richey Fire Dept. {5.0}  
 Zephyrhills Fire Dept. {5.0}  
 City of Port Richey Fire Dept. {5.0}  
 Pasco County Fire Rescue {5.0}

- Land O'Lakes VFD

**PINELLAS COUNTY**

Pinellas Suncoast Fire Rescue {5.0}  
 South Pasadena Fire Dept. {5.0}  
 Clearwater Fire Dept. {5.0}  
 Oldsmar Fire Rescue {5.0}  
 Largo Fire Rescue {5.0}  
 Lealman Fire Dept. {5.0}  
 Tarpon Springs Fire Dept. {5.0}  
 Pinellas Park Fire Dept. {5.0}  
 Gulfport Fire Dept. {5.0}  
 Dunedin Fire Dept. {5.0}  
 East Lake Tarpon Special Fire Control {5.0}  
 Madeira Beach Fire Dept. {5.0}  
 Palm Harbor Special Fire Control {5.0}  
 Safety Harbor Fire Dept. {5.0}  
 St Petersburg Fire Rescue {5.0}  
 St Petersburg Beach Fire Dept. {5.0}  
 Seminole Fire Rescue {5.0}  
 Treasure Island Fire Dept. {5.0}  
 St Pete/Clearwater Airport Fire Dept. {5.0}

**POLK COUNTY**

Auburndale Fire Dept. {5.0}  
 Davenport VFD {5.0}  
 Lakeland Fire Dept. {5.0}

Haines City Fire Rescue {5.0}

Bartow Fire Dept. {5.0}  
 Fort Meade Fire Dept. {5.0}  
 Lake Wales Fire Dept. {5.0}  
 Polk County Fire Dept. {5.0}

- Fedhaven VFD
- Jan Phyl Village Fire Dept.
- Medulla VFD
- Rifle Range Fire Dept.
- Eagle Lake City Fire Dept.
- Indian Lake Estates VFD
- Polk City Fire Dept.

- Providence Fire Dept.
- Highland City VFD
- Mulberry Fire Rescue
- Willow Oaks Fire Dept.
- Loughman VFD
- Poinciana VFD
- Golfview Park Fire Dept
- Caloosa Lake VFD
- Grape Hammock VFD

Frostproof Fire Dept. {5.0}

**PUTNAM COUNTY**

Palatka Fire Dept. {5.0}  
 Florahome-Grandin VFD {5.0}  
 Interlachen Lake Estates Fire Dept. {5.0}  
 Hollister VFD {5.0}

**SANTA ROSA COUNTY**

Allentown VFD {5.0}  
 Milton Fire Dept. {5.0}  
 Bagdad VFD {5.0}  
 Berrydale VFD {5.0}  
 East Milton VFD {5.0}  
 Pace VFD {5.0}  
 Avalon Beach Fire Dept. {5.0}  
 Jay VFD {5.0}  
 Midway Fire District {5.0}  
 Skyline Fire Prot & Rescue District {5.0}  
 Holley Navarre Fire Protection {5.0}  
 Harold VFD {5.0}  
 Navarre Beach Fire Dept. {5.0}

**SARASOTA COUNTY**

Nokomis VFD {5.0}  
 North Port Fire Rescue {5.0}  
 Venice Fire Dept. {5.0}  
 Sarasota County Fire Dept. {5.0}  
 Sarasota-Bradenton Int'l Airport {5.0}

**SEMINOLE COUNTY**

Lake Mary Fire Dept. {5.0}  
 Sanford Fire Dept. {5.0}  
 Oviedo Fire Dept. {5.0}  
 Seminole County Fire Dept. {5.0}  
 Longwood Fire Dept. {5.0}

**ST. JOHNS COUNTY**

St. Augustine Fire Dept. {5.0}  
 St. Johns County Fire Rescue {5.0}

**ST. LUCIE COUNTY**

St. Lucie County Fire District {5.0}

**SUMTER COUNTY**

Sumter County Fire Rescue {5.0}  
 The Villages Public Safety Dept. {5.0}

**SUWANNEE COUNTY**

Branford VFD {5.0}  
 Live Oak Fire Dept. {5.0}  
 Suwannee County Fire Rescue {5.0}

- Falmouth VFD
- Luraville VFD
- Wellborn VFD



- McAlpin VFD
- O'Brien VFD
- Ranchette VFD

#### TAYLOR COUNTY

- Perry Fire Dept. {5.0}
- Taylor County Fire Rescue {5.0}
  - Steinhatchee VFD
  - Taylor Beach Fire Dept.
  - West District VFD
  - Athena VFD
  - North District VFD
  - Shady Grove VFD

#### UNION COUNTY

- Lake Butler VFD {5.0}
  - Worthington Springs VFD
- Union County Dept. of Emergency Services {5.0}

#### VOLUSIA COUNTY

- Ormond Beach Fire Dept. {5.0}
- Deltona Fire Rescue {5.0}
- Daytona Beach Shores Public Safety {5.0}
- Deland Fire Dept. {5.0}
- Edgewater Fire Rescue {5.0}
- New Smyrna Beach Fire Dept. {5.0}
- Daytona Beach Fire Dept. {5.0}
- Holly Hill Fire Rescue {5.0}
- Orange City Fire Dept. {5.0}
- Port Orange Fire Rescue {5.0}
- Ponce Inlet Fire Rescue {5.0}
- Volusia County Fire Services {5.0}
  - Daytona Beach Int'l Airport Fire Dept.

#### WAKULLA COUNTY

- St. Marks VFD {5.0}
- Wakulla County Fire Rescue {5.0}
- Sopchoppy VFD {5.0}
- Ochlochnee Bay VFD {5.0}
  - Crawfordville VFR
  - Wakulla VFD

#### WALTON COUNTY

- South Walton Fire Dept. {5.0}
- Defuniak Springs Fire Dept. {5.0}
- Liberty Fire District, Inc. {5.0}
- Argyle VFD {5.0}
- Walton County Fire Rescue {5.0}
  - Freeport Fire Rescue

#### WASHINGTON COUNTY

- Vernon VFD {5.0}
- Chipley Fire Dept. {5.0}
- Country Oaks VFD {5.0}
- Hinson Crossroads VFD {5.0}
- Orange Hill VFD {5.0}
  - Wausau VFD
  - Caryville VFD
  - Five Points VFD
  - Ebro VFD

The FFIRS Section would like to thank each of the fire departments responsible for making this report possible. In total, **468** fire departments reported incidents for 2016. This annual report is the product of the compilation of information received from those departments. We appreciate your support which is essential to the production of the annual report. It is our goal to have all fire departments utilizing the reporting system. If your department is not currently participating in FFIRS and would like to, please contact our office at (850) 413-3698 or [ffirs@myfloridacfo.com](mailto:ffirs@myfloridacfo.com)





# 2016 FLORIDA FIRE SERVICE AWARDS RECEPTION

Reception April 10, 2017 on the 22nd Floor of the Capitol @ 5:30

## CABINET PRESENTATION

April 11, 2017

The Capitol – Cabinet Room

**Darrel Donatto**

Fire Chief of the Year – Palm Beach County  
Fire Rescue

**Ryan Gallik**

Career Firefighter of the Year & Fire Service  
Instructor of the Year – St. Cloud Fire Rescue

**James “David” Dietz**

Forestry Firefighter of the Year – Florida Forest  
Service; Chipola Forestry Center

**Ted Ross**

Fire Marshal of the Year – Tice Fire District

**Jackie de la Osa**

Fire Inspector of the Year – North Collier Fire  
Control & Rescue District

**Keith Tyson**

Professional Firefighter of the Year – Vice  
President of Education Research and Outreach for  
Florida Cancer Support Network

**Brock Dietz**

Fire Investigator of the Year – Florida State Fire  
Marshal’s Office, Tallahassee Field Office

**Earl Gray**

Volunteer Firefighter of the Year  
– Highland Lakes Fire Department

**Robert Lemons**

Fire and Life Safety Public Educator of the Year  
– Boca Raton Fire Rescue Services

**Fire Academy of the South**

Training Center of the Year – Florida State  
College at Jacksonville







# FLORIDA FIRE INCIDENT REPORTING SYSTEM FIRE DEPARTMENT INFORMATION UPDATE



Please take a moment to complete the following survey and return it to the Florida Fire Incident Reporting System Section. We are dedicated to enhancing our training services, course information, and support to Florida fire departments.

Fire Chief: \_\_\_\_\_ Email: \_\_\_\_\_

Fire Department: \_\_\_\_\_ FDID: \_\_\_\_\_

Mailing Address: \_\_\_\_\_

\_\_\_\_\_

Physical Address: \_\_\_\_\_

\_\_\_\_\_

Phone Number ( ) \_\_\_\_ - \_\_\_\_\_ Fax Number ( ) \_\_\_\_ - \_\_\_\_\_

FFIRS Administrator: \_\_\_\_\_ Email: \_\_\_\_\_

Name of Reporting Software: \_\_\_\_\_

## \* Users of the USFA/National Fire Incident Reporting System Software (Data Entry Tool) Only\*

What version is your fire department using: \_\_\_\_\_

Are you reporting On-Line or Off-Line: \_\_\_\_\_

If not currently reporting, please check the reason(s) below:

- |  |   |
|--|---|
| <input type="checkbox"/> No Computer   | <input type="checkbox"/> No reporting software        |
| <input type="checkbox"/> Limited knowledge of software<br>and/or reporting options | <input type="checkbox"/> Other, please explain: _____ |

If not currently reporting to FFIRS, is your fire department providing incident data to a local or county department?:

- ☐ Yes, name of department: \_\_\_\_\_
- ☐ No

The FFIRS Section offers courses on the following:

Please check any that would be beneficial to your department.

- ☐ Guidelines to proper coding of incidents
- ☐ Data analysis
- ☐ Installation and use of the USFA/NFIRS Software

Contact Person (If different from above): \_\_\_\_\_

Phone Number: ( ) \_\_\_\_ - \_\_\_\_\_

Additional Comments: \_\_\_\_\_

\_\_\_\_\_

\_\_\_\_\_

Please return this form by using the following fax or mailing address:

Mailing Address: Division of State Fire Marshal Fax: (850) 921-7525

FFIRS Section

200 East Gaines Street

Tallahassee, FL 32399-0340















# EVERYONE GOES HOME

[HTTP://WWW.EVERYONEGOESHOME.COM](http://www.everyonegoeshome.com)





**“FIGHTING FIRES WITH FACTS”**  
FLORIDA FIRE INCIDENT REPORTING SYSTEM SECTION

