

FLORIDA FIRES

2021 ANNUAL REPORT



**DIVISION OF STATE FIRE MARSHAL
FLORIDA DEPARTMENT OF FINANCIAL SERVICES**
www.MyFloridaCFO.com/SFM

*Photo: North River Fire District
Photographer Chantel Zandi*



TABLE OF CONTENTS

CFO and State Fire Marshal Jimmy Patronis	1
Division of State Fire Marshal Director Julius Halas	2
Division of Investigative and Forensic Services Director Simon Blank	3
Organizational Charts	4
Bureau of Fire Standards and Training.....	7
Bureau of Fire Prevention.....	13
Bureau of Fire, Arson and Explosives Investigations.....	16
Bureau of Forensic Services	19
2021 Summary Statistics.....	20
Fire Related Incidents by Hour, Month, and Quarter	21
Regional Map	23
Florida Regional Fire and Non-Fire Totals.....	24
Total Fires Compared to Five Year Average by Property Use.....	26
Surfside	28
Frequency and Number of Civilian & Fire Service Injuries in High Rise Structure Fires.....	32
Florida Wildfires by Region and Acres Burned	33
Area of Origin and Fire Cause for Residential Structures.....	34
Smoke Alarm Use Data	35
Fire Sprinkler Use Data	36
Average Response Frequencies Reported by Florida Fire Departments	38
Heat Source and Cause of Ignition	39
Civilian Deaths From Fires.....	41
Civilian Injuries From Fires by Property Use.....	42
Civilian Deaths by County	43
Firefighter Injuries vs. Number of Incidents.....	44
Fire Incidents and Fire Service Injuries by Hour of the Day.....	46
Firefighter Injuries by Day, Month, and Quarter of the Year	47
2021 FFIRS Reporting Fire Departments	48
Grant Awards	52
2021 Fallen Firefighters	55
Public Education.....	56
Photo Contest Winners	57

Dear Fellow Floridians:

The men and women of Florida’s fire service comprise one of our state’s most vital, selfless, and heroic communities, and it is a tremendous honor for me to serve as Florida’s State Fire Marshal and Chief Financial Officer. Every day, fire service personnel must face unpredictable and dangerous situations head-on to protect their neighbors, businesses, and communities. I believe the best fire service community in our country serves right here in Florida, and we all owe these heroes a debt of gratitude for their hard work and many sacrifices.

During the tragedy at Surfside, I witnessed firsthand the commitment and dedication of our men and women who make up the eight State’s Urban Search and Rescue Teams come together as one unit at such a horrific scene. The teams worked around the clock in extreme heat and rain on a single focus to locate each and every trapped person and to recover those who lost their lives in the building collapse.

The Divisions of State Fire Marshal, Emergency Management, Miami-Dade County, Federal Emergency Management Agency along with a multitude of federal, state and local resources worked side by side tackling the enormous task of supporting not only the first responders but also the families of the victims and community as well.

One of my most treasured experiences serving as State Fire Marshal is the opportunity I have had to visit firehouses across Florida, spending time with these heroes. During these visits, I have learned directly from our firefighters and their families about the successes and personal challenges of the fire service personnel and how I can better meet their needs. It is important that fire service professionals have the proper resources, environment, and support to enable these brave men and women who serve our communities.

Throughout the state, fire service personnel continue to serve all Floridians without regard for personal risk. From providing lifesaving service during a fire to expertly investigating the cause of said fires, these brave men and women offer their expertise and skill each day. We recognize their outstanding efforts and thank them for their continued service.

Sincerely, 

State Fire Marshal
Chief Financial Officer
State of Florida



Tampa Fire Department
Photographer Henry Williams II

LETTER FROM SFM DIVISION DIRECTOR JULIUS HALAS

While the 2021 hurricane season was less demanding than previous years, the Division of State Fire Marshal remained busy as we were called upon to assist the Florida Department of Emergency Management (FDEM) with response to the COVID-19 pandemic, which placed a heavy burden on fire-based emergency medical services just as it did to hospitals throughout the state. As always, Florida’s fire service was up to the task and many local personnel were used statewide to manage these tremendous challenges.

Over the past 20 years, the Florida Fire Service has developed robust statewide Urban Search and Rescue capabilities. The teams are comprised of dedicated local fire and emergency services that are equipped and trained in basic and advanced techniques to locate and remove victims of hurricanes, building collapses, trench cave-ins and water rescue to name a few. Their experiences not only training together but the many joint deployments over the past years created a cohesive capability that was clearly demonstrated during the Surfside incident.

The mental and physical health of the men and women of the fire service is a paramount concern for their employers and loved ones. It is our unwavering duty to help increase awareness of the hazards our firefighters face regularly. We maintain our partnership with the University of Miami and several other firefighter health and safety organizations to accomplish these central goals. Our thanks to the 2021 Florida Legislature for their continued commitment to the health, safety, and welfare of the members of the fire service industry who place service above self every day.

Under the direction of CFO and State Fire Marshal Jimmy Patronis and his leadership team, we proudly continue our mission of giving the best service possible for Florida’s residents, visitors, businesses, and its fire service industry.

Sincerely,


Julius Halas
Division Director
State Fire Marshal



JULIUS HALAS
Division Director
State Fire Marshal



LETTER FROM DIFS DIVISION DIRECTOR SIMON BLANK

On behalf of Chief Financial Officer Jimmy Patronis, Deputy Chief Financial Officer Julie Jones, and the men and women of the Florida Division of Investigative & Forensic Services (DIFS), we are pleased to be part of this the annual report for CY 2021.

The COVID-19 pandemic had a devastating impact on us all and posed many challenges. Yet keeping true to our vision statement, “United in a purpose to ensure a safer more prosperous Florida through leadership, accountability, and enforcement.”, members of the Division worked tirelessly to ensure the Division’s goals were accomplished and the needs of our customers were met.

During FY 2020/2021, DIFS received 15,772 referrals, arrested 921 suspects, and obtained over \$29.6 million in restitution for victims. The Bureau of Fire, Arson and Explosives Investigations responded to 2,541 fire calls for assistance from fire departments, law enforcement, federal/ state agencies, citizens, and insurance companies, resulting in estimated losses of approximately \$100 million with \$15.5 million attributed to the crime of arson with a total of 312 arrests made.

The men and women of the Bureau remain dedicated to providing valuable and essential services to the citizens of Florida as our primary goal remains serving this great state with integrity and professionalism. It is my honor to work daily with this group of dedicated and talented individuals.

On behalf of our members, thank you for your continued support and assistance in our efforts to protect all Floridians against acts of arson, fraud and abuse of state funds.

Sincerely,



Simon Blank
Division Director
Division of Investigative & Forensic Services



SIMON BLANK
Division Director
Division of Investigative
and Forensic Services





FLORIDA STATE FIRE MARSHAL OFFICE OF THE DIRECTOR



JULIUS HALAS
Director
Division of
State Fire Marshal



JOANNA RICE
Assistant Director
Division of
State Fire Marshal

LISA ALLEN
Senior Management
Analyst



MELISSA DEMBICER
Legislative and Special
Projects Coordinator



*Acting Program Manager for
Fire Incident Reporting*

JOHN KOHNKE
Domestic Security
Coordinator



Administrative Assistant III: **MATT VOYER**



FLORIDA STATE FIRE COLLEGE



MARK HARPER
Chief of Firefighter
Standards and Training



EUGENIA TUCKER
Assistant Superintendent



PATRICK GIACOBBE
Fire College
Academic Instructor



REGINA SAUERACKER
Operations Management
Consultant



SUSAN SCHELL
Safety Program Manager



CHARLIE FRANK
Training and Research
Consultant



BOB COYNE
Fire College Instructor
Supervisor

Administrative Assistant III: **MARY ANN BENSON**

BUREAU OF FIRE PREVENTION



JOHN GATLIN
Chief of Fire Prevention



DAVID WARBURTON
Chief Boiler Inspector



CATHERINE THRASHER
Safety Program Manager



JOHN WALKER
Senior Management
Analyst Supervisor



MORGAN WHITE
Engineering Specialist IV


Government Analyst I: **EBONY SMALL**



DIVISION OF INVESTIGATIVE AND FORENSIC SERVICES OFFICE OF THE DIRECTOR



SIMON BLANK
Director
Division of Investigative
and Forensic Services



EVANGELINA BROOKS
Assistant Director
Division of Investigative
and Forensic Services

CARL CHASTEEN
Bureau Chief
Bureau of Forensic
Services



CHIEF THOMAS BOSCO
Bureau Chief
Bureau of Fire and Arson
Investigations



BUREAU OF FIRE STANDARDS AND TRAINING

NATIONAL FIRE ACADEMY STATE-SPONSORED CURRICULA

Number of Students attended NFA State-sponsored classes throughout the State.

Course	Number of Students
ICS-300	372
ICS-400	227
NFA Classes (Other)	364
TOTAL	963



The Villages



The Villages

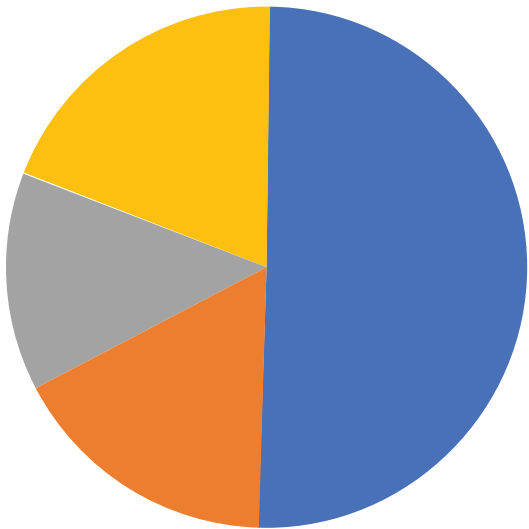
FIRE OFFICER III / FIRE OFFICER IV / FIRE CODE ADMINISTRATOR CURRICULUM

Number of Executive Development Course attendees at FSFC compared with all other providers throughout the State.

Executive Development Courses	FSFC 2021/2010	STATE 2021/2020
Analytical Approaches to Public Fire Protection	13 / 9	283 / 158
Chief Officer	9 / 9	323 / 155
Ethical & Legal Issues in the Fire Service	20 / 4	366 / 147
Community Risk Reduction	5 / 0	86 / 49
Quantitative Analysis	10 / 6	35 / 30
Personnel Management for the Fire Service	11 / 5	62 / 27
Strategic Planning	10 / 7	54 / 30
Fire Prevention Organization & Management	7 / 3	43 / 25
TOTAL	85 / 43	1,252 / 621

TRAINING SECTION

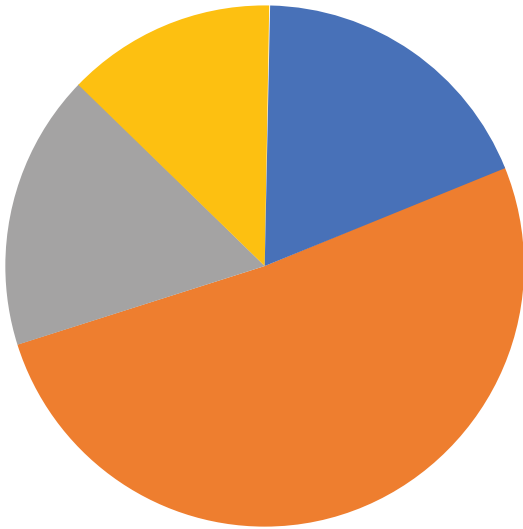
FIRE OFFICER I - FY 2021



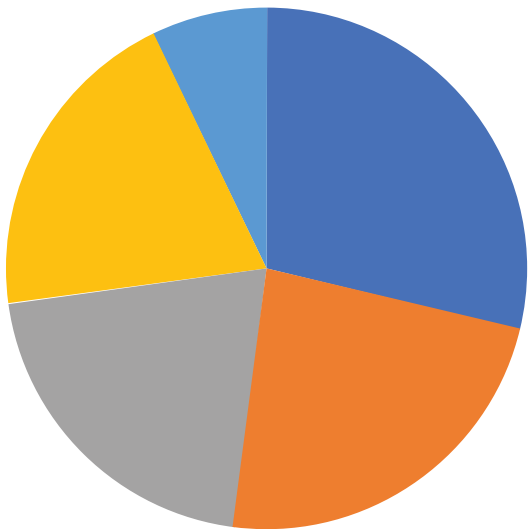
- BUILDING CONSTRUCTION**
2 Offerings, 23 Students, 1150 contact hours
- FIREFIGHTING STRATEGY & TACTICS 1**
2 Offerings, 16 Students, 720 contact hours
- COMPANY OFFICER**
2 Offerings, 13 Students, 585 contact hours
- FIRE SERVICE COURSE DELIVERY**
2 Offering, 21 Students, 810 contact hours

FIRE OFFICER II - FY 2021

- FIRE PREVENTION PRACTICES**
2 Offerings, 12 Students, 540 contact hours
- PRIVATE FIRE PROTECTION SYSTEMS I**
1 Offerings, 33 Students, 1,485
- FIREFIGHTING STRATEGY & TACTICS II**
1 Offering, 11 Students, 495 contact hours
- FIRE SERVICE COURSE DESIGN**
1 Offering, 8 Students, 360 contact hours



FIRE SAFETY INSPECTOR PROGRAM - FY 2021



- BUILDING CONSTRUCTION**
2 Offerings, 48 Students, 2,160 contact hours
- CODES AND STANDARDS**
2 Offerings, 39 Students, 1,755 contact hours
- CONSTRUCTION DOCUMENTS AND PLANS REVIEW**
2 Offerings, 35 Students, 1,575 contact hours
- PRIVATE FIRE PROTECTION SYSTEMS I**
2 Offerings, 33 Students, 1,485
- FIRE PREVENTION PRACTICES**
1 Offerings, 12 Students, 540 contact hours

Month	Course Approval Request	Instructor Approval Request	Class Offering Approval Request	Provider Approval Request	Course to Course Equivalency Request	Year to Date
Jan	49	258	561	24	25	917
Feb	44	205	368	30	27	674
Mar	80	185	803	36	31	1135
Apr	59	175	814	52	37	1137
May	93	108	900	17	26	1144
Jun	91	120	801	12	29	1053
Jul	716	179	148	37	22	1102
Aug	71	271	512	7	18	899
Sep	34	134	306	4	23	501
Oct	28	75	149	11	14	277
Nov	73	341	583	6	28	1031
Dec	16	139	440	30	25	650
YTD	674	2005	4999	283	341	10,804



The Villages



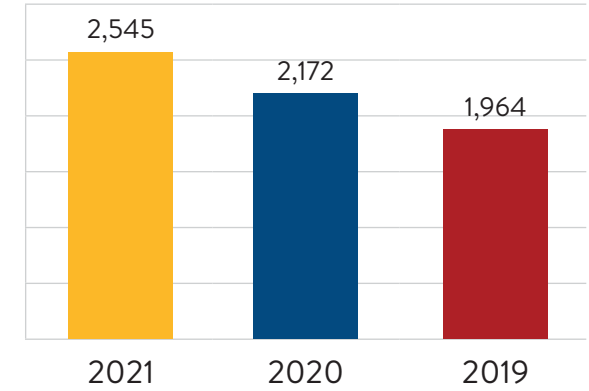
Hillsborough County Fire Rescue



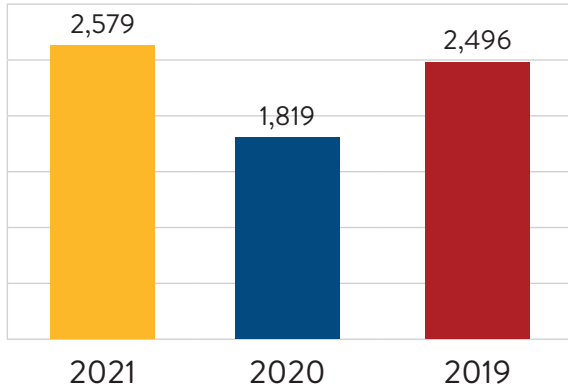
Treasure Island

STANDARDS SECTION

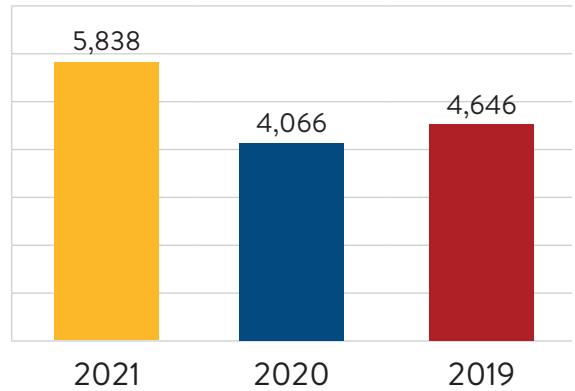
TOTAL PRACTICAL FIREFIGHTER EXAMS



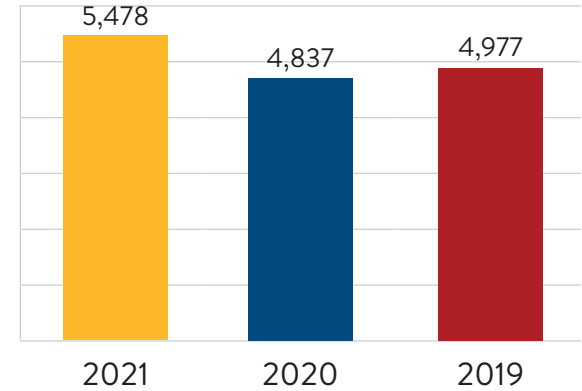
TOTAL WRITTEN FIREFIGHTER EXAMS



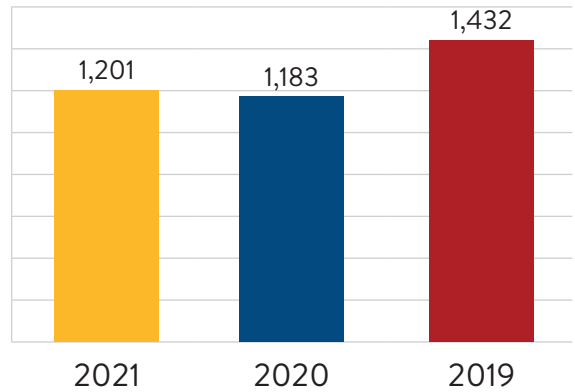
TOTAL WRITTEN VOCATIONAL EXAMS



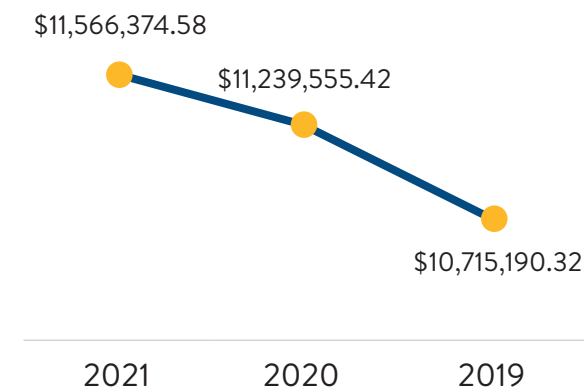
VOCATIONAL CERTIFICATIONS ISSUED



SUPPLEMENTAL COMPENSATION APPROVED



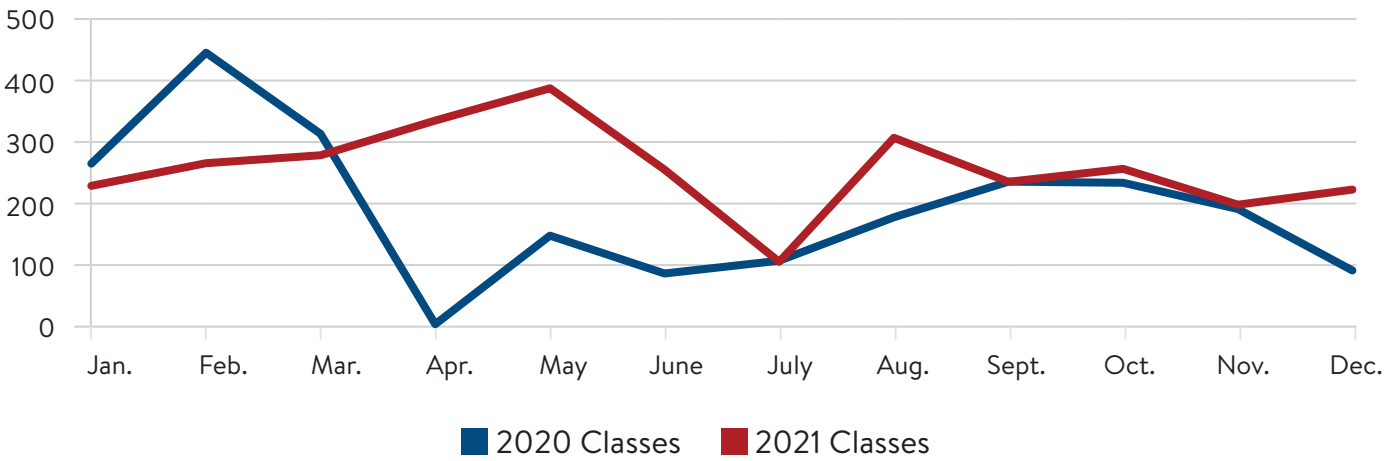
SUPPLEMENTAL FUNDS DISBURSEMENT



STUDENT SERVICES SECTION

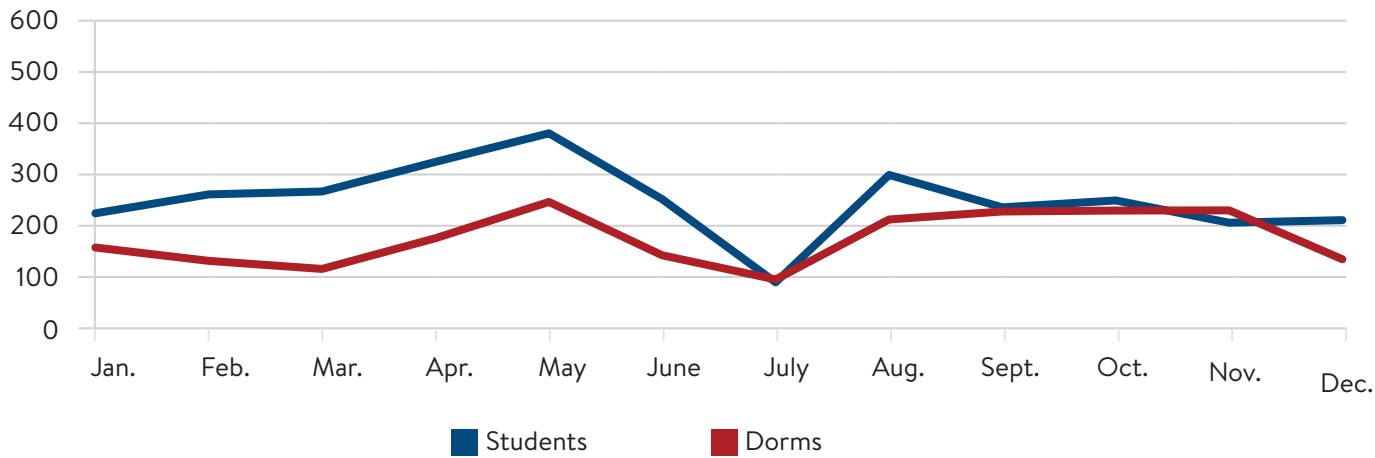
2020-21 ON-CAMPUS STUDENT COMPARISON

The figure below provides a graphical understanding of the number of students per month on-campus and dormitory usage in 2021 – note, campus re-opened fully in May 2021 following COVID-19 precautions.



2020-21 ON-CAMPUS STUDENT NUMBERS

The following figure provides a comparison of students attending classes on the Florida State Fire College campus in 2020 and 2021.



Tampa Fire Department



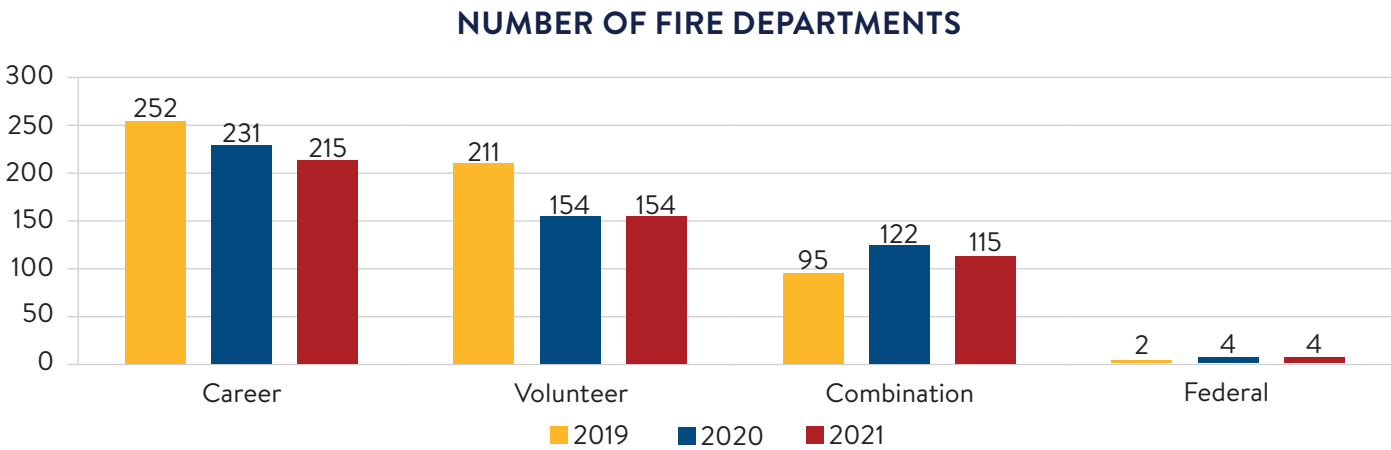
Tampa Fire Department

SAFETY SECTION

In 2021, the number of investigations increased. Regretfully, the state suffered a loss of 13 firefighters due to COVID-19, cancer, and a stroke. Training incidents were responsible for the next highest category of investigations. Medical was the third leading cause with cardiac events being the leading cause.



Tampa Fire Department



The Villages

BUREAU OF FIRE PREVENTION

PLANS REVIEW SECTION

The Plans Review Section completed 360 formal project reviews during 2021. The project review process includes the formal review but may also include additional supportive activities such as revision reviews, sprinkler system reviews, fire alarm system reviews, etc. The section completed 1344 supportive activities during 2021. Examples of projects that we reviewed in 2021 included the Parkview II Student Housing (valued at \$78 million) and the HVAC replacement at the State Capitol (\$13 million construction value).



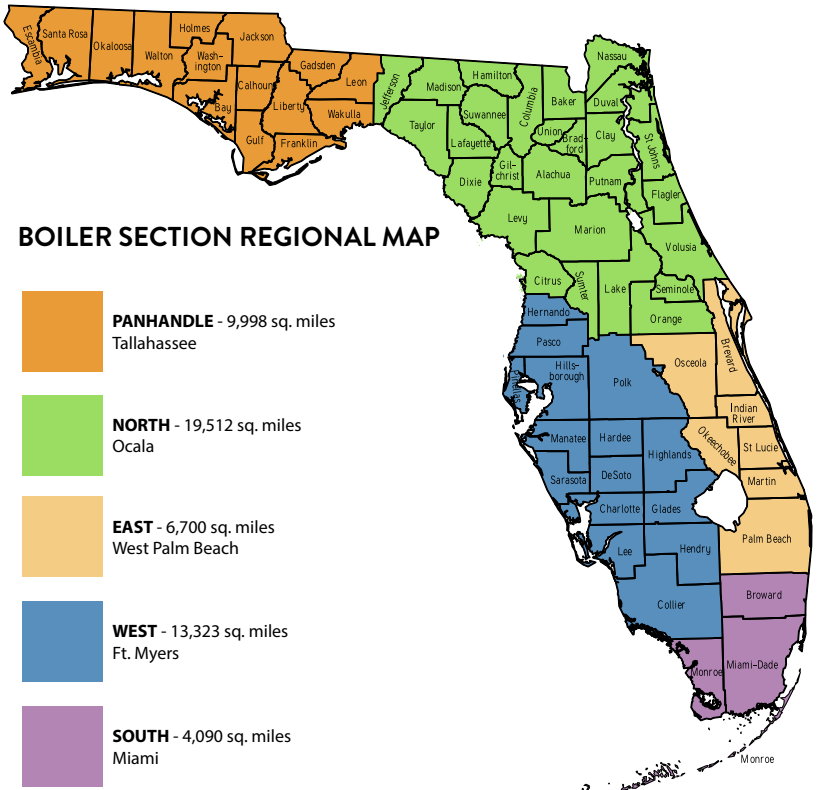
BOILER SAFETY PROGRAM

There are more than 20,000 registered boilers located in Florida's public assembly areas in active service. For the 2020 calendar year, the deputy boiler inspectors, program staff, and insurance company Insurance inspectors conducted and/recorded 8030 boiler inspections, of that 672 were First Inspection. We identified 2017 violations and closed 881 violations.

CHANGES

One of the biggest changes we have in the Boiler Safety Section is the requirement of Co meters in public logging facilities. We are now enforcing 69A-70.010 which States that all enclosed spaces with a boiler that falls under our statute 554 must have a CO meter that shuts down the boiler at 35 ppm and must have a manual reset. This is a real good thing for public safety and will help to protect the public.

We have also implemented an Application system. All new Boiler installation or replacement of Boilers over 200,000 Btu's an application must be sent to the boiler safety section and approved before boilers can be installed. This will help us know where or how to prevent boilers being installed in the state of Florida.



REGULATORY LICENSING SECTION

CONSTRUCTION MINING AND EXPLOSIVES INDUSTRIES

License/Permit Type	Number of Active Licenses/Permits
Manufacturer-Distributor of Explosives	40
Dealer of Explosives	11
User of Explosives	148
Blaster Permits	191
Construction Mining Permits	89
TOTAL	479

FIRE EQUIPMENT DEALERS AND FIRE PROTECTION CONTRACTORS INDUSTRIES

License/Permit Type	Number of Active Licenses/Permits
Class A Fire Equipment Dealer	116
Class B Fire Equipment Dealer	50
Class C Fire Equipment Dealer	229
Class D Fire Equipment Dealer	276
Portable Extinguisher Permits	2,183
Pre-engineered System Permits	987
TOTAL	3,841
Fire Protection System Contractor I	210
Fire Protection System Contractor II	445
Fire Protection System Contractor III	32
Fire Protection System Contractor IV	3
Fire Protection System Contractor V	389
Water-Based Protection System Inspectors	1,044
TOTAL	2,123

SPARKLER INDUSTRY

Registration Type	Number of Active Licenses/Permits
Manufacturer of Sparklers	3
Distributor of Sparklers	8
Wholesaler of Sparklers	102
Seasonal Retailer of Sparklers	942
Retail of Sparklers	510
Retail Location of Sparklers	4,275
Sparkler Products Submitted	86
TOTAL	5,926

TOTAL NUMBER OF ACTIVE LICENSES/ PERMITS FOR THE SECTION	12,369
--	--------

INSPECTIONS SECTION

The Inspections Section is the largest of the four code compliance sections within the Bureau of Fire Prevention. The purpose of our inspections is to identify, advise, and ensure correction of fire code violations and licensing renewal requirements in order to prevent or reduce the probability of fires through code compliance.

The North Region conducts inspections on over 2,100 buildings per year, not including construction, regulatory, or lease spaces. Examples of the buildings inspected in this region include the 22-story Florida State Capitol, Florida State University, Florida A& M University, state prisons, and a hospital.

The Northeast Region conducts inspections on over 2,300 buildings annually, not including construction, regulatory, or leased spaces. Some of the unique sites that are inspected by this office include Florida State Hospital, Camp Blanding – 73,000 acres for training for the Florida National Guard as well as military forces from other states located in southern Clay County, many of the historical buildings in the city of Saint Augustine, and several prisons.

The Northwest Region conducted inspections on over 1800 buildings this year, which does not include construction, regulatory, or lease spaces. A few examples of the buildings inspected in this area district include the University of West Florida, and several state correctional facilities and numerous state parks.

The Central Region conducts inspections on over 3300 buildings annually, not including construction, regulatory and leased spaces. Examples of buildings included in this region include: Shands Patient Care and Shands Teaching Hospital, University of Florida, University of Central Florida, Polytechnic University, Florida Architecture and Mechanical University, numerous state parks and several prisons.

The Southeast Region conducts inspections on over 2,300 buildings per year. Examples of the buildings inspected in this region include the Miami Tunnel, Florida Atlantic University, Florida International University, several state parks, and prisons.

The Southwest Region conducts inspections on over 2,306 buildings per year. Buildings inspected in this region include the University of South Florida, University of South Florida St. Pete Campus, University of South Florida Sarasota/Manatee Campus, New College, Ringling Museum, Florida Gulf Coast University, Florida Architecture and Mechanical University at Chinsegut Campus, and several prisons and state parks.



The Villages

BUREAU OF FIRE, ARSON AND EXPLOSIVES INVESTIGATIONS

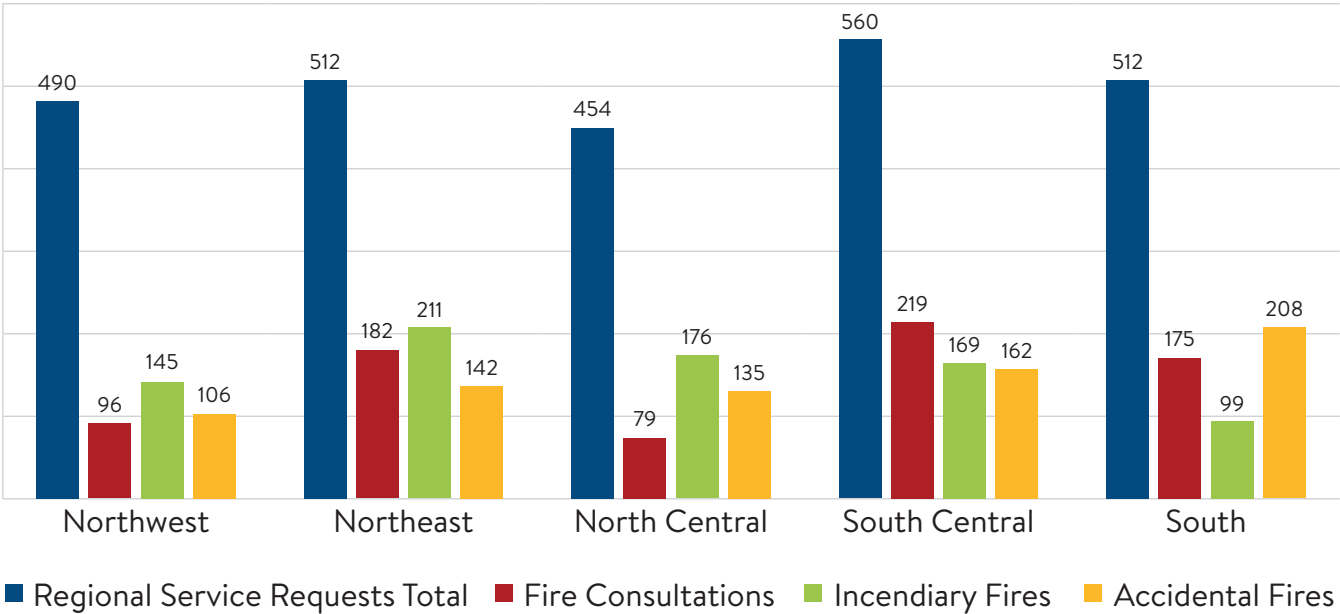
BUREAU STATISTICS

During the calendar year 2021, the Bureau of Fire, Arson and Explosives Investigations received 2,541 new requests for investigative assistance and completed 750 telephone fire consultations from fire departments, law enforcement agencies, federal and state agencies, individuals and insurance companies.

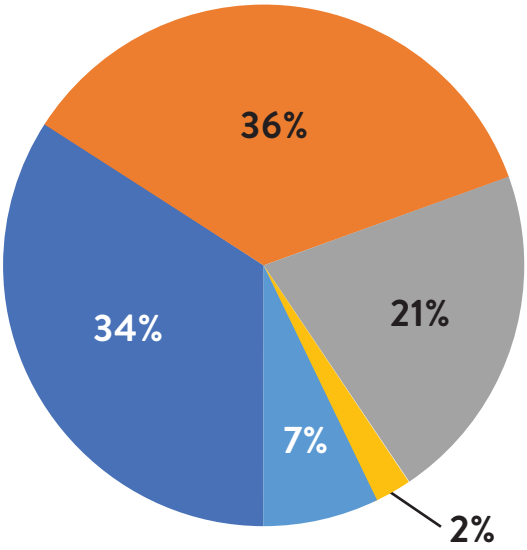
Investigative responses are classified according to type of incident.

Incident Type	Responses
Attempted Explosion	1
Attempted Fire	0
Explosion	7
Fire	2,295
Miscellaneous EOD	173
Miscellaneous Other	89
TOTAL	2,565

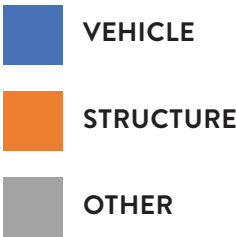
OVERVIEW OF 2020 BUREAU STATISTICS



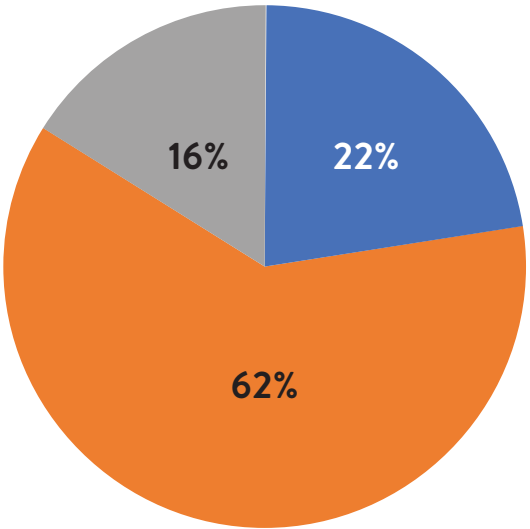
This year, the Bureau conducted investigations on properties that resulted in estimated losses of around \$100 million. Of this estimated property loss, approximately \$15 million was attributed to the crime of *arson*.



2021 TYPES OF INCIDENTS INVESTIGATED



2021 INVESTIGATIONS: CAUSES REPORTED



St. Petersburg

ARRESTS

Sworn personnel of the Bureau made arrests in 287 investigative cases in 2021, resulting in the arrest of 312 defendants. This information is based on an arrest date occurring in 2021 and often includes on-going investigations from previous years, not just cases initiated in 2021. Of the 287 cases with arrests, 211 of these investigations were classified as “Incendiary” fires and resulted in the arrest of 229 defendants. This represents an arrest clearance rate for incendiary fires of 27.7%. Charges against the perpetrator(s) included Arson, Burning to Defraud the Insurer, False/Fraud Insurance Claim, Murder/Arson, Grand Theft, Criminal Mischief, and Possession/Placement/Discharge of a Destructive Device, along with other related crimes.

BFAEI K9 UNIT



Accelerant Detection Canine Unit (K9)

BOMB SQUAD

During 2021 the Division of Investigative & Forensic Services Bomb Squad conducted over 19,000 hours of Bomb Squad activities across the state. Our teams perform these while continuing to work their primary jobs of fire and arson investigation and insurance fraud. Team members receive specialized training from the FBI & ATF annually to keep up with emerging crime trends and ever-changing technologies, and continue working closely with local, state and federal partners in the safe resolution of hazardous devices for the citizens of the Great State of Florida.



CRIME INTELLIGENCE ANALYSIS SUPPORT

The Bureau of Fire and Arson Investigations utilizes Crime Intelligence Analysis to support the enforcement efforts of the Bureau in tracking organized criminal activities within the State and to assist bureau detectives with arson investigations. CIA support is currently comprised of five (5) certified crime intelligence analysts. These analysts are located statewide with one (1) analyst serving in each of the five regions.

The crime intelligence analyst works towards gaining an understanding of who is doing what with whom by their focus on the relationship between persons and organizations involved in illegal and conspiratorial activities. They can efficiently analyze crime data using state of the art information systems.

BUREAU OF FORENSIC SERVICES

The Bureau is located outside of Tallahassee, Florida, on the grounds of the Florida Public Safety Institute, off Highway 90 West between Midway and Quincy, Florida. Florida is one of only two states in the United States (the other being Ohio) to have their own dedicated forensic laboratory specializing in the analysis of evidence from fires or explosions. This allows us to have a turnaround time sufficiently faster so that results are provided to the submitter while the case is still under active investigation and fresh in their minds.

The Bureau can also analyze evidence collected from explosions, incendiary events, and situations where a potentially hazardous chemical is found. The potential exposure to fires, explosions, or other hazardous situations for first responders, should they encounter these chemicals, is a primary motivation for the Bureau’s analysts.


In calendar year 2021, the Bureau performed 2,255 fire debris sample analyses. A total of 2,278 separate Quality Control/Quality Assurance (QA/QC) analyses were completed for fire debris and explosives/hazardous chemical samples. These test the efficiency and quality of the laboratory’s extraction, analysis, and interpretation procedures.

The Bureau’s largest submitter is the Bureau of Fire, Arson, and Explosives Investigations which accounts for over 85% of all submissions. The remaining items are submitted by fire departments, sheriff’s offices, police departments, and other State of Florida agencies performing law enforcement investigations.

The imaging section archived 1,813 cases in the calendar year 2021. In 2021, 21 videos were processed.



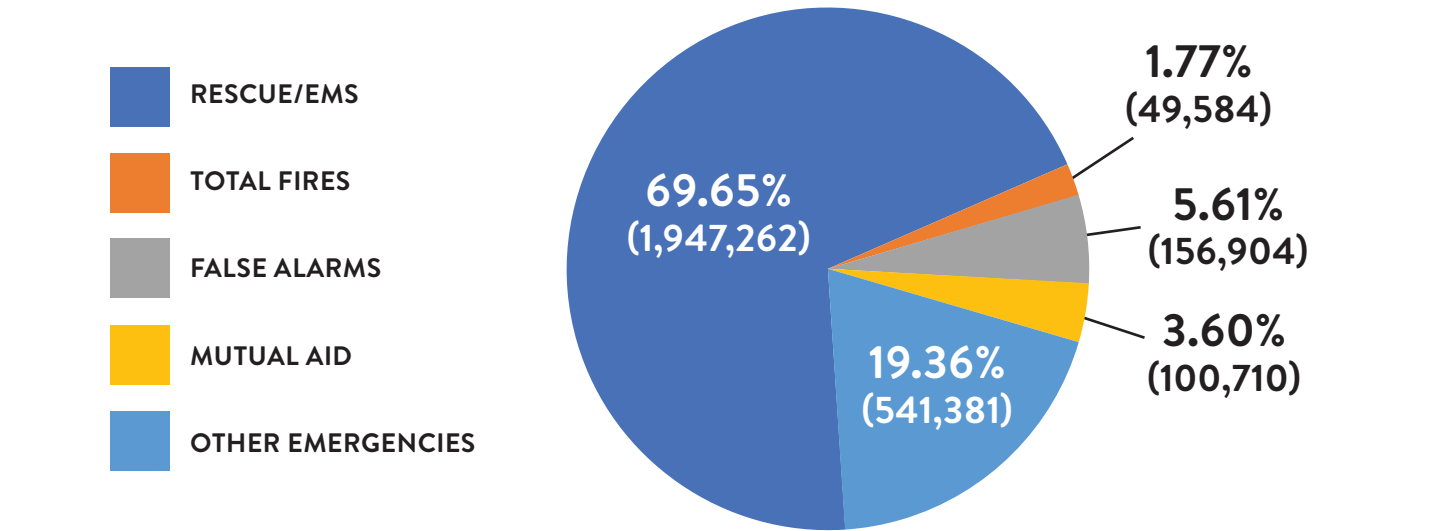
Crime laboratory Analyst Amy Pearson sorting evidence for transfer and return after its analysis



Analyst Sam Blittman FABC discussing the proper use of the FTIR Instrument in Identifying Pure Organic Compounds

2021 SUMMARY STATISTICS

In 2021, Fire departments responded to a total of **2,795,841** incidents, which generated slightly lower requests for fire department services than 2020. Total fire response incidents decreased slightly by **0.81%** and total dollar loss increased slightly by **8.45%** based on 2021 data. The number of fire departments that reported to the Florida Fire Incident Reporting System (FFIRS) was **372**, which is an increase of **9.73%** from the previous year.

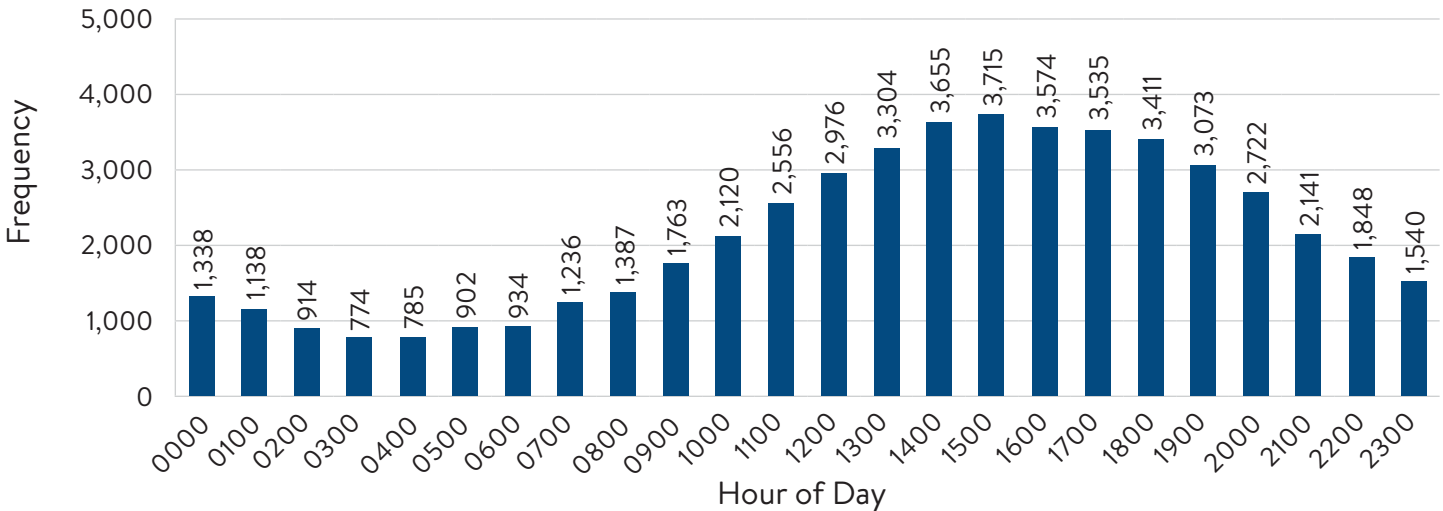


TOTAL FIRES	2021 Incidents	49,584
	Five Year Average	54,458
MUTUAL AID	2021 Incidents	100,710
	Five Year Average	81,531
FALSE ALARMS	2021 Incidents	156,904
	Five Year Average	161,053
OTHER EMERGENCIES	2021 Incidents	541,381
	Five Year Average	536,502
RESCUE/EMS	2021 Incidents	1,947,262
	Five Year Average	2,051,435

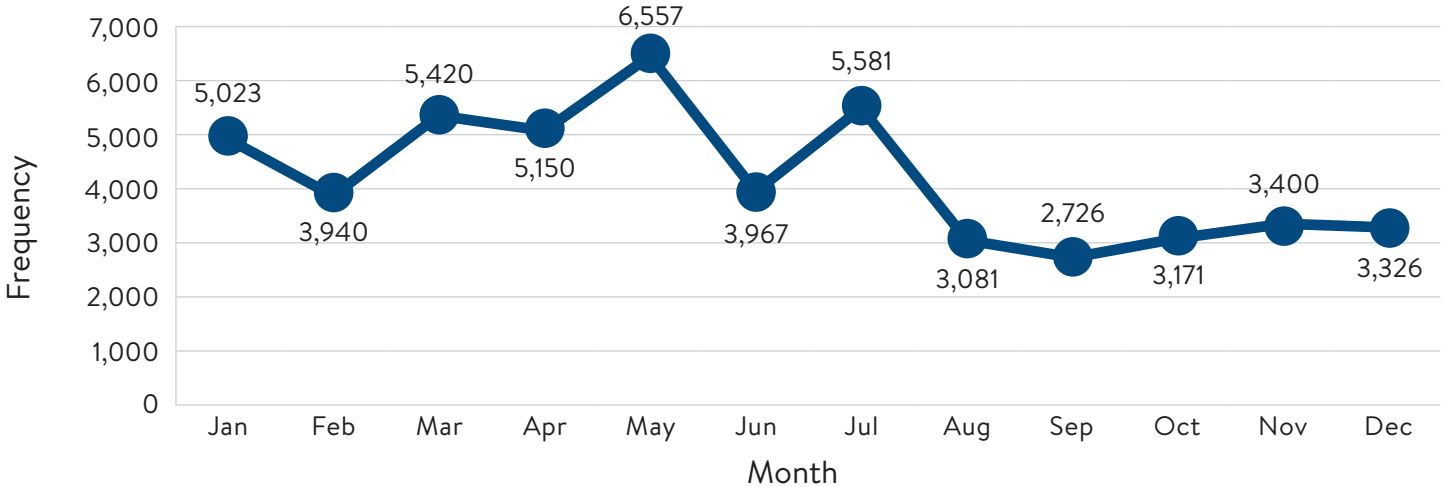
Fire Incident/Type	2021 Incidents	Five Year Average	Percentage Difference
Rescue/EMS	1,947,262	2,051,435	-5%
Other Emergencies	541,381	536,502	1%
False Alarms	156,904	161,053	-3%
Mutual Aid	100,710	81,531	19%
Total Fires	49,584	54,531	-10%

FIRE RELATED INCIDENTS BY HOUR, MONTH, AND QUARTER

FIRE RELATED INCIDENTS BY HOUR OF THE DAY



FIRES BY MONTH OF THE YEAR



NIFRS is the source of this data which was provided by the reporting fire departments.



Palm Beach County

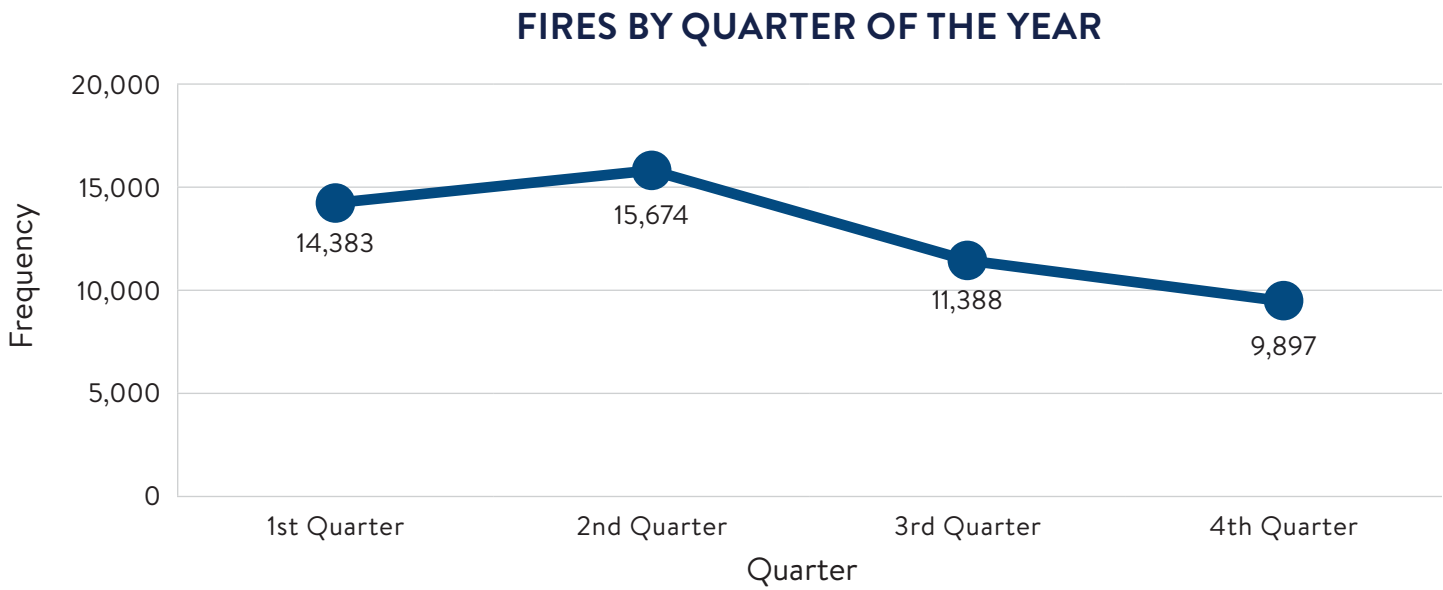


North Fort Myers



Hillsborough Cty Fire Rescue

NIFRS is the source of this data which was provided by the reporting fire departments.



NIFRS is the source of this data which was provided by the reporting fire departments.



Monroe County



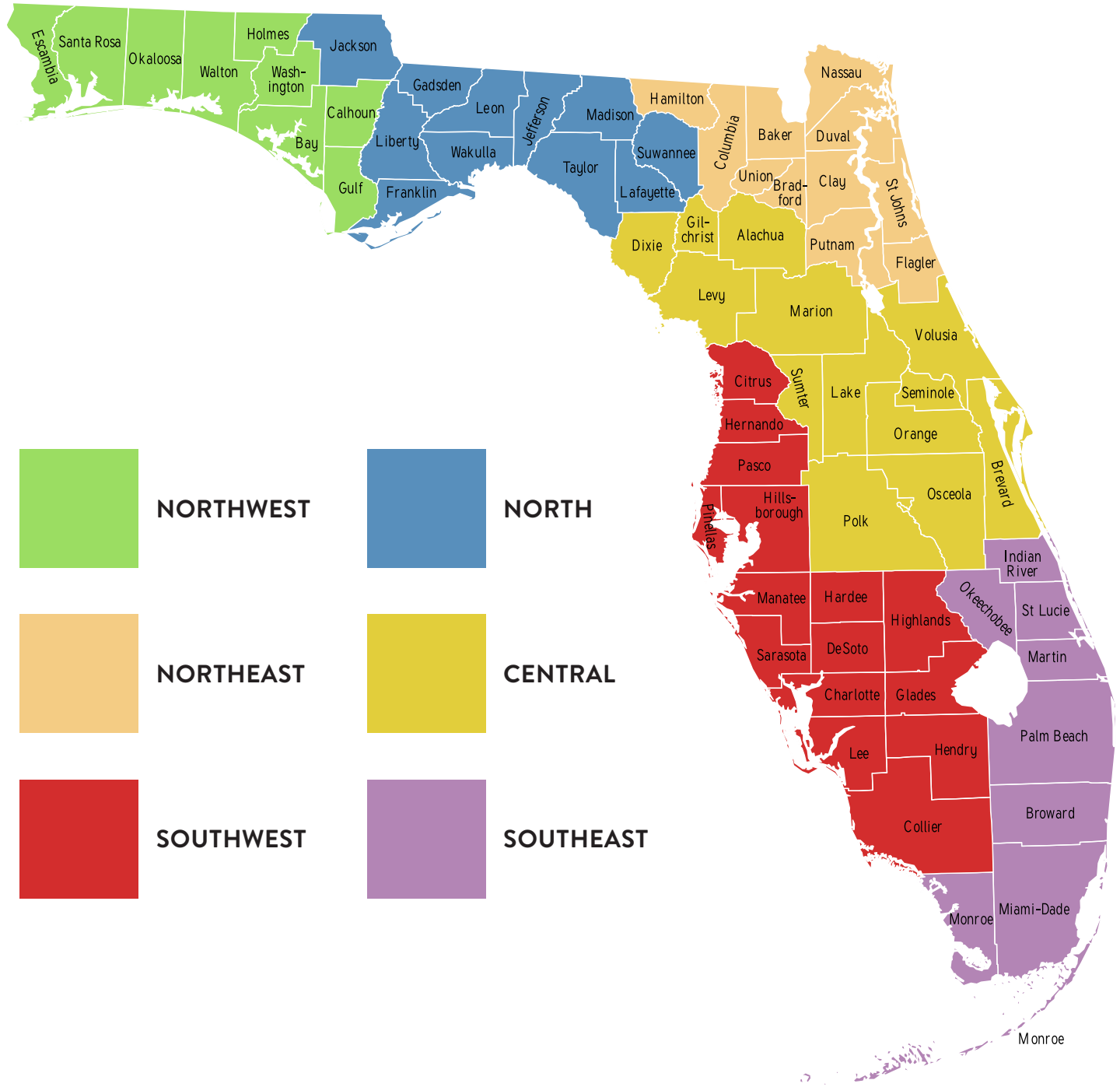
Hillsborough County Fire Rescue



Tampa Fire Department

REGIONAL MAP

The reference map is to establish the boundaries and provide a better understanding of the areas of the data elements on the following charts.



FLORIDA REGIONAL FIRE AND NON-FIRE TOTALS

TYPE OF FIRE

STRUCTURE FIRES	Region	Incidents	Mutual Aid	Total Responses
	Central	3,220	542	30,481
	North	666	143	7,337
	Northeast	1,829	303	15,764
	Northwest	1,715	601	20,662
	South	1,531	386	16,127
	Southeast	2,390	106	23,940
	Southwest	2,901	631	30,972
	TOTAL	14,252	2,712	145,283
VEHICLE FIRES	Central	1,838	126	14,554
	North	533	98	4,777
	Northeast	1,389	85	9,146
	Northwest	722	105	5,949
	South	1,032	149	8,762
	Southeast	1,993	34	15,889
	Southwest	1,704	83	12,271
	TOTAL	9,211	680	71,348
OTHER FIRES	Central	5,207	400	42,411
	North	1,285	147	13,205
	Northeast	3,973	225	27,976
	Northwest	2,076	326	19,648
	South	3,644	553	33,858
	Southeast	4,672	55	29,661
	Southwest	5,264	224	36,097
	TOTAL	26,121	1,930	202,856
EXPOSURE FIRES	Central	75	0	514
	North	40	0	304
	Northeast	20	0	177
	Northwest	45	0	300
	South	61	0	436
	Southeast	111	0	901
	Southwest	209	0	1,056
	TOTAL	561	0	3,688
GRAND TOTAL		50,145	5,322	423,175

NIFRS is the source of this data which was provided by the reporting fire departments.

ALL OTHER CALLS

FALSE ALARMS

Region	Incidents	Mutual Aid	Total Responses
Central	35,438	880	230,967
North	3,099	106	20,417
Northeast	18,473	508	112,079
Northwest	8,836	254	52,082
South	17,527	1,728	131,333
Southeast	45,828	101	324,335
Southwest	27,703	635	163,600
TOTAL	156,904	4,212	1,034,813

OTHER CALLS

Central	123,885	9,328	865,843
North	17,886	491	101,526
Northeast	75,905	3,122	471,327
Northwest	29,643	1,585	187,291
South	77,524	11,628	595,376
Southeast	114,395	1,312	847,714
Southwest	102,143	5,706	734,063
TOTAL	541,381	33,172	3,803,140

RESCUE EMS

Central	432,178	14,570	3,005,280
North	39,077	1,032	223,761
Northeast	222,362	9,035	1,541,159
Northwest	66,995	1,926	440,301
South	225,064	21,792	1,616,111
Southeast	447,390	2,166	3,375,850
Southwest	514,196	7,483	13,171,813
TOTAL	1,947,262	58,004	23,374,275

GRAND TOTAL	2,645,547	95,388	28,212,228
-------------	-----------	--------	------------

NIFRS is the source of this data which was provided by the reporting fire departments.

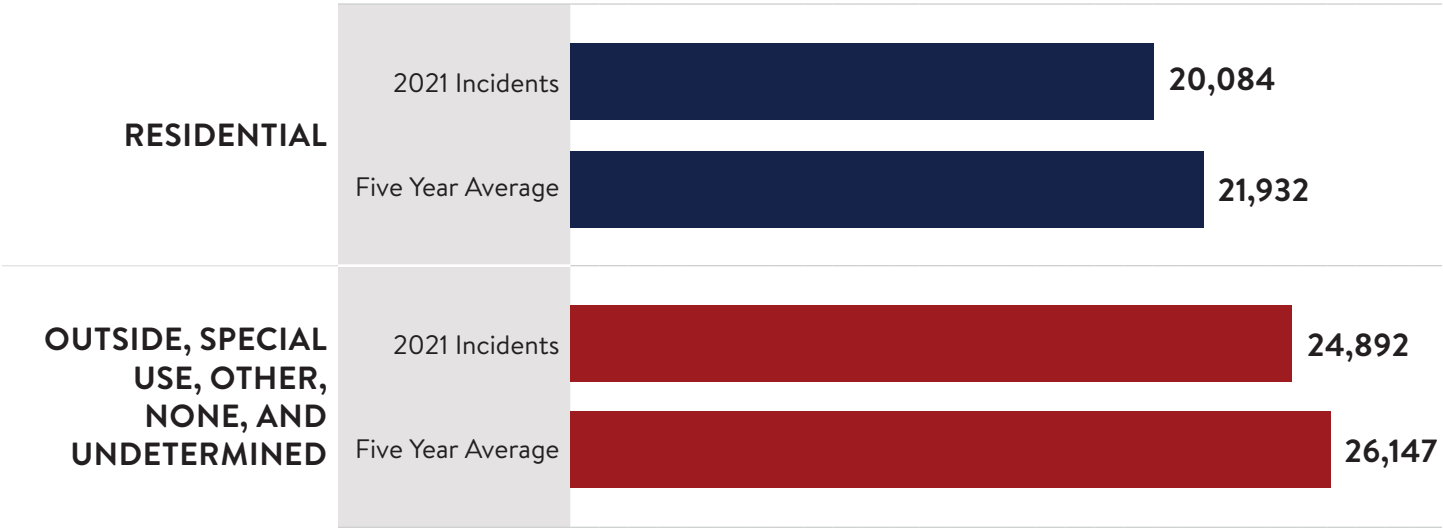


The Villages



Tampa Fire Department

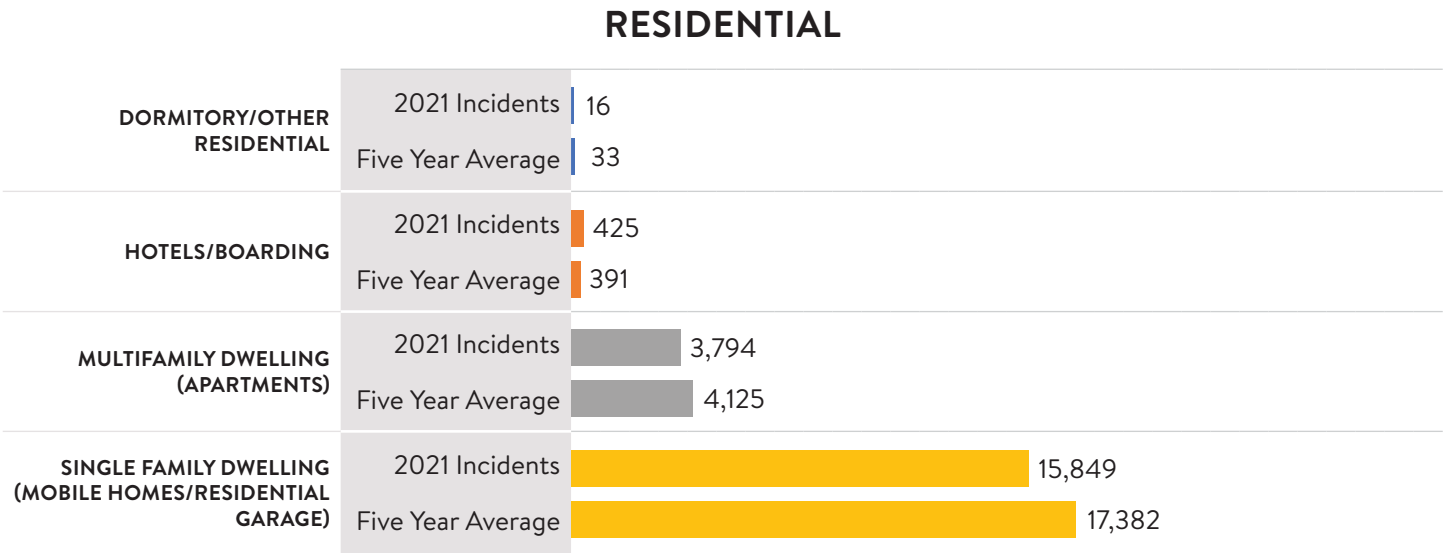
TOTAL FIRES COMPARED TO FIVE YEAR AVERAGE BY PROPERTY USE



NIFRS is the source of this data which was provided by the reporting fire departments.

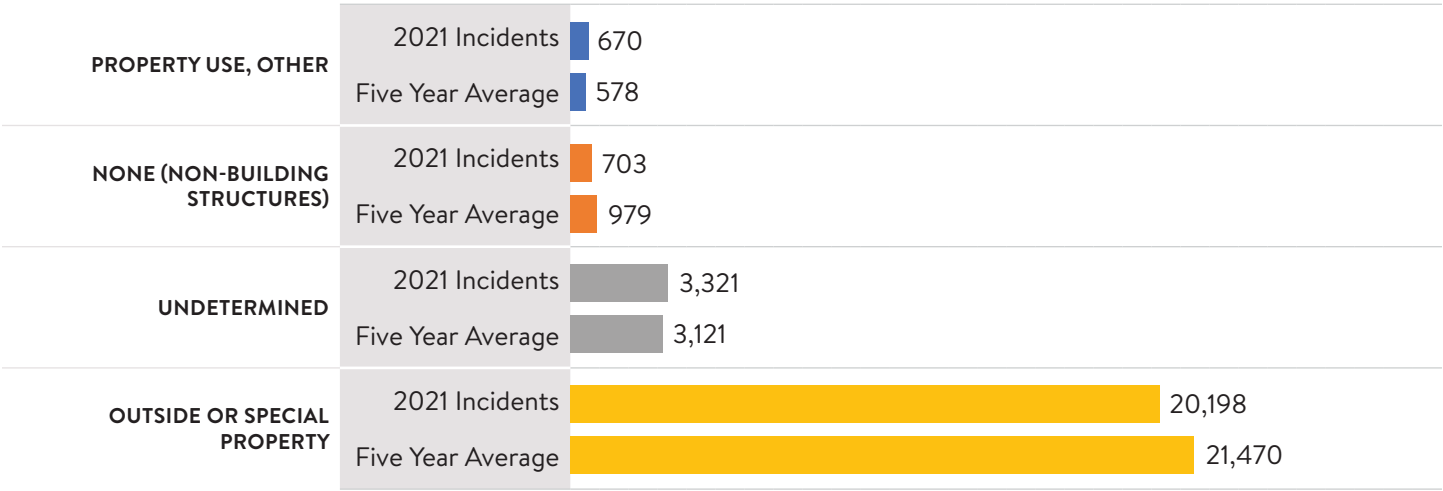


The Villages



	2021 Incident	Five Year Average	Difference	2021 Dollar Loss	Five Year Average	Difference
Dormitory/Other Residential	16	33	-106.3%	\$193,500	\$254,886	-31.7%
Hotels/Boarding	425	391	8.0%	\$6,677,972	\$4,178,882	37.4%
Multifamily Dwelling	3,794	4,125	-8.7%	\$41,474,112	\$43,576,741	-5.1%
Single Family Dwelling	15,849	17,382	-9.7%	\$223,767,256	\$208,388,464	6.9%

OUTSIDE, SPECIAL USE, OTHER, NONE, AND UNDETERMINED



	2021 Incident	Five Year Average	Difference	2021 Dollar Loss	Five Year Average	Difference
Property Use, Other	670	578	13.7%	\$1,912,294	\$4,831,004	-152.6%
None	703	979	-39.3%	\$1,584,733	\$4,618,595	-191.4%
Undetermined	3,321	3,121	6.0%	\$1,379,974	\$3,124,533	-126.4%
Outside or Special Property	20,198	21,470	-6.3%	\$91,489,783	\$111,378,891	-21.7%

NIFRS is the source of this data which was provided by the reporting fire departments.




Photographer Captain Mike Zielonka with Orange County Fire Rescue Department and Member of Florida Task Force 4, Safety Officer



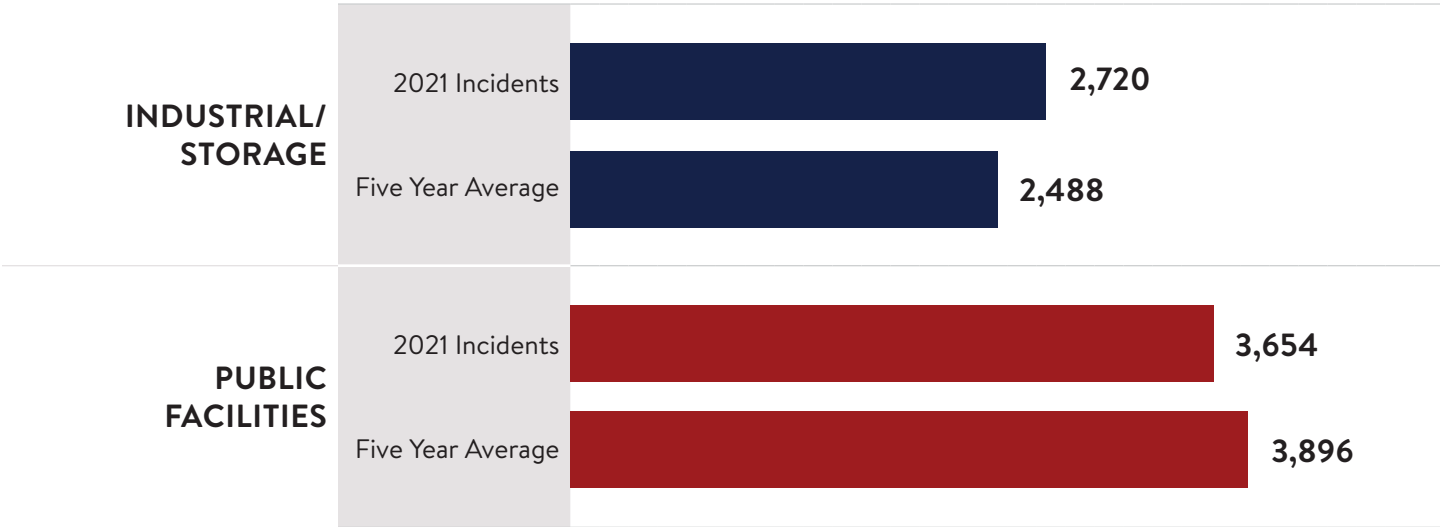
SURFSIDE

On June 24, 2021, statewide, national, and international assets responded to Surfside, Florida in the aftermath of the partial collapse of the Champlain Towers South condominium. The pancake-type collapse involved 72 of the 136 units in the concrete and steel-reinforced structure built in 1981. The Miami-Dade Fire Rescue, State Fire Marshal's office, Florida Division of Emergency Management, Florida Fire Chiefs' Association, State Emergency Response Plan, Florida's eight Urban Search and Rescue (US&R) teams, and the Mental Wellness coalition all worked 24 hours a day for 30 days to search for victims, assist with survivors, and bring resolve to the families of the 98 victims.



St. Petersburg Beach

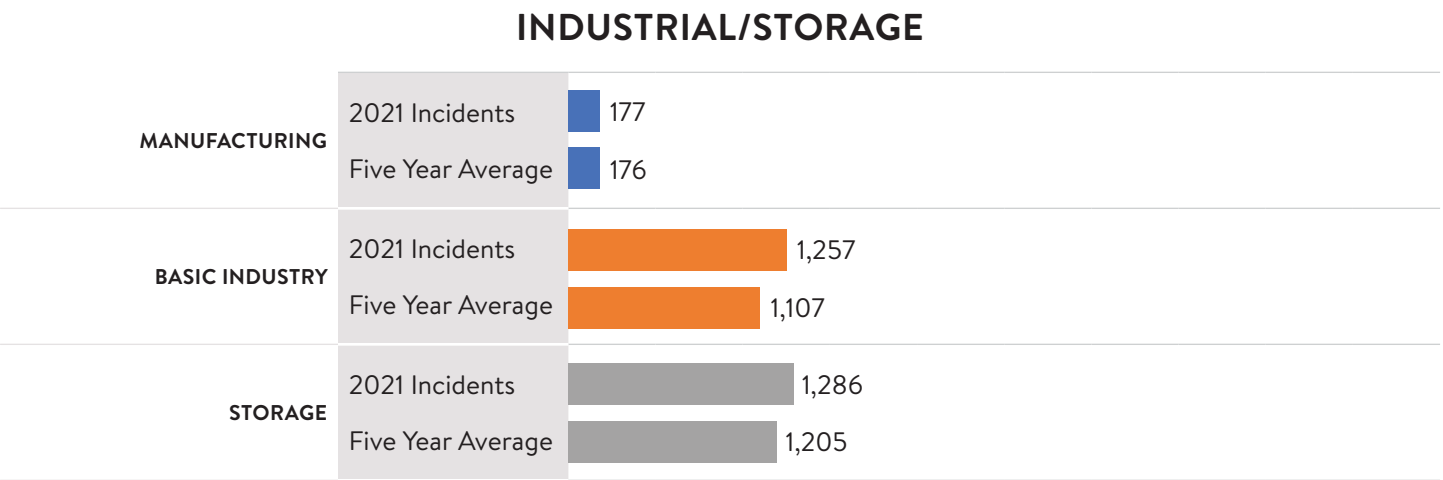
TOTAL FIRES COMPARED TO FIVE YEAR AVERAGE BY PROPERTY USE



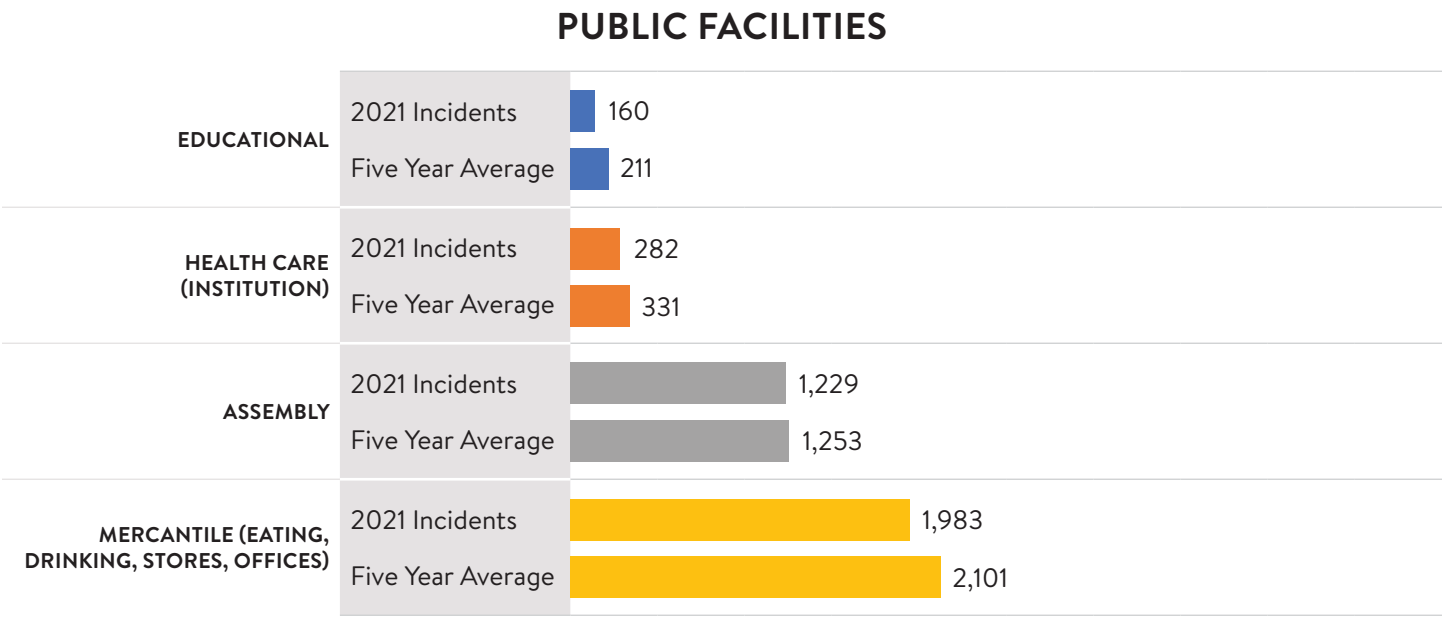
NIFRS is the source of this data which was provided by the reporting fire departments.



Hillsborough County Fire Rescue



	2021 Incident	Five Year Average	Difference	2021 Dollar Loss	Five Year Average	Difference
Manufacturing	177	176	0.6%	\$6,223,448	\$8,294,691	-33.3%
Basic Industry	1,257	1,107	11.9%	\$18,639,463	\$7,612,463	59.2%
Storage	1,286	1,205	6.3%	\$55,682,163	\$41,887,039	24.8%

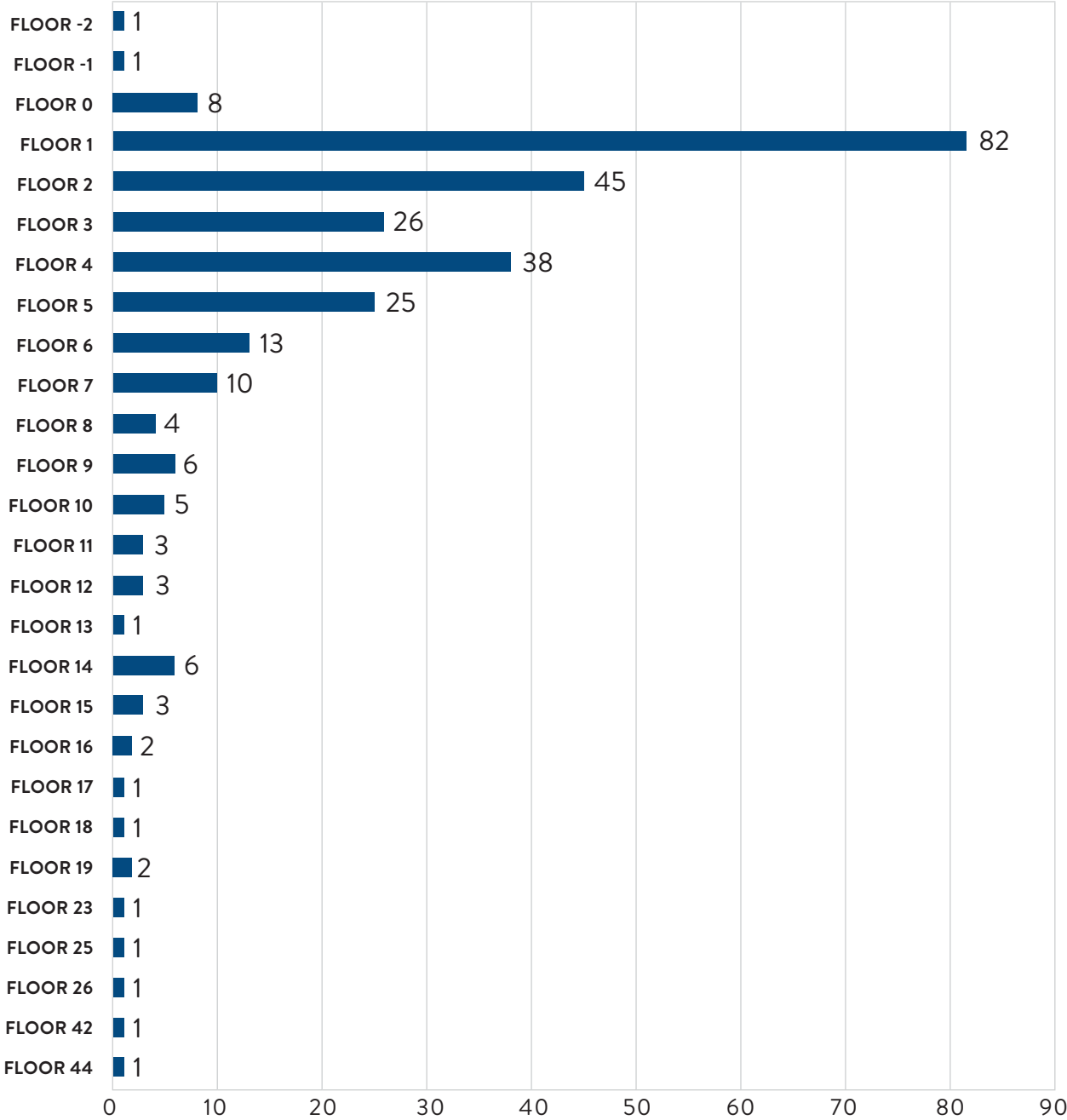


	2021 Incident	Five Year Average	Difference	2021 Dollar Loss	Five Year Average	Difference
Educational	160	211	-31.9%	\$511,663	\$1,818,984	-255.5%
Health Care	282	331	-17.4%	\$1,391,978	\$2,970,927	-113.4%
Assembly	1,229	1,253	-2.0%	\$11,177,499	\$16,628,929	-48.8%
Mercantile	1,983	2,101	-6.0%	\$31,437,793	\$36,746,282	-16.9%

NIFRS is the source of this data which was provided by the reporting fire departments.

FREQUENCY AND NUMBER OF CIVILIAN & FIRE SERVICE INJURIES IN HIGH RISE STRUCTURE FIRES

The term “high-rise building” means a building that is greater than 75 feet in height where the building height is measured from the lowest level of fire department access to the floor of the highest occupiable level.



NIFRS is the source of this data which was provided by the reporting fire departments.

FLORIDA WILDFIRES BY REGION AND ACRES BURNED

PERCENTAGE OF TOTAL FIRES

REGION	TOTAL FIRES	0.1-0.2 ACRES	0.3-9 ACRES	10-99 ACRES	100-299 ACRES	300-999 ACRES	1000-4999 ACRES	5000 AND UP
All Counties	1,814	24.8%	55.7%	16.3%	1.7%	1.2%	0.2%	.02%
Central	272	17.6%	54.4%	22.8%	2.9%	1.5%	0.7%	0.0%
North	278	51.4%	42.4%	5.8%	0.4%	0.0%	0.0%	0.0%
Northeast	329	26.1%	64.4%	9.1%	0.0%	0.3%	0.0%	0.0%
Northwest	176	21.0%	65.3%	12.5%	1.1%	0.0%	0.0%	0.0%
South	389	23.9%	57.6%	15.2%	2.3%	1.0%	0.0%	0.0%
Southeast	85	3.5%	45.9%	36.5%	3.5%	5.9%	1.2%	3.5%
Southwest	285	13.7%	54.0%	26.3%	2.8%	2.8%	0.4%	0.0%




Hillsborough County Fire Rescue

PERCENTAGE OF TOTAL ACRES

REGION	TOTAL ACRES	0.1-0.2 ACRES	0.3-9 ACRES	10-99 ACRES	100-299 ACRES	300-999 ACRES	1000-4999 ACRES	5000 AND UP
All Counties	75,819	.01%	3.0%	10.8%	6.8%	14.9%	8.8%	55.7%
Central	8,496	0.1%	3.7%	21.5%	14.6%	27.0%	33.3%	0.0%
North	891	1.9%	25.6%	56.4%	16.1%	0.0%	0.0%	0.0%
Northeast	2,077	0.5%	20.8%	6.3%	0.0%	32.4%	0.0%	0.0%
Northwest	1,124	0.4%	21.6%	51.3%	26.7%	0.0%	0.0%	0.0%
South	6,169	0.2%	8.2%	25.1%	28.1%	38.5%	0.0%	0.0%
Southeast	47,878	0.0%	0.3%	1.9%	0.9%	4.6%	4.2%	88.2%
Southwest	9,185	0.1%	4.5%	19.7%	14.4%	41.4%	20.0%	0.0%

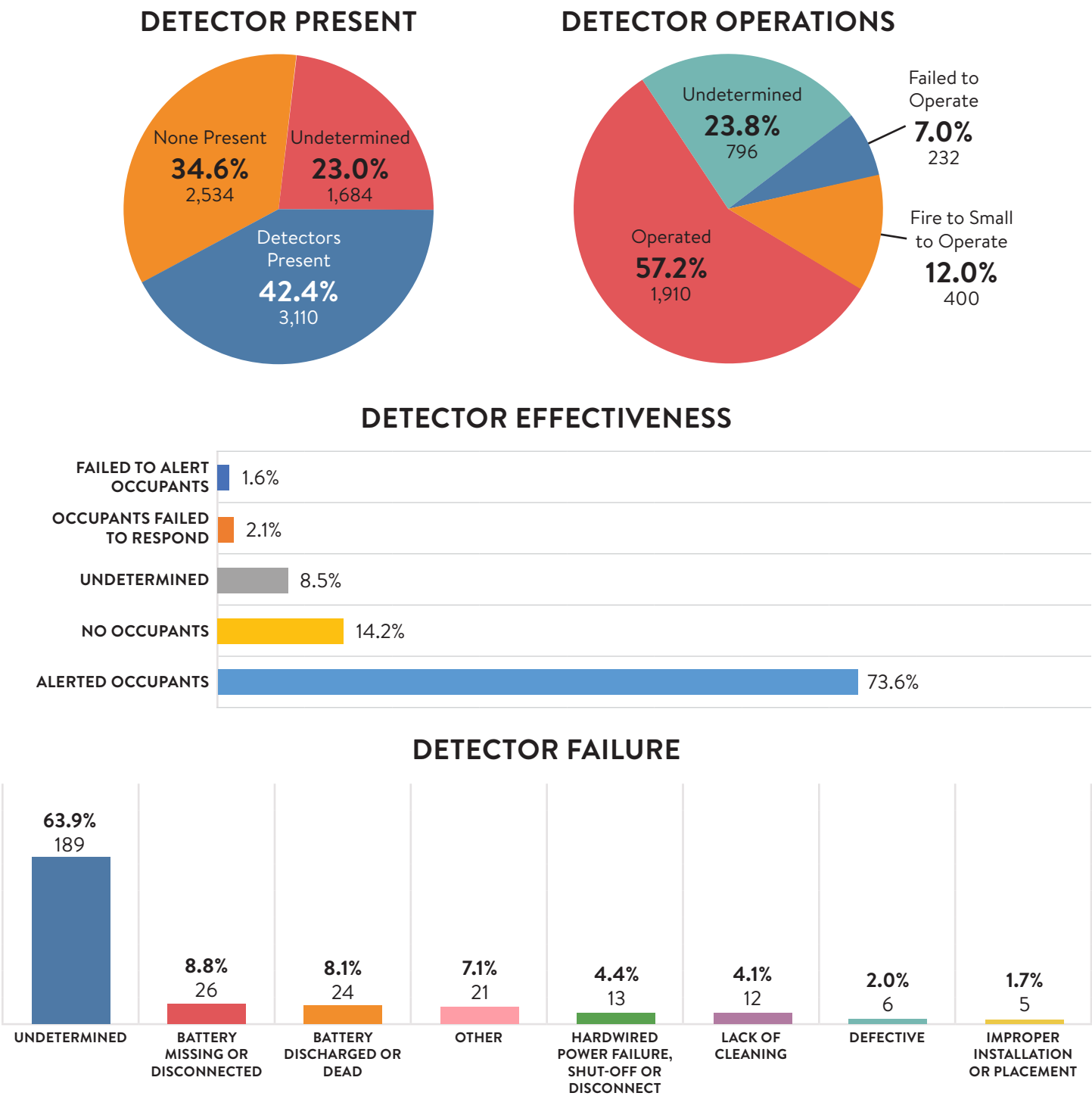
AREA OF ORIGIN AND FIRE CAUSE FOR RESIDENTIAL STRUCTURES



NIFRS is the source of this data which was provided by the reporting fire departments.

SMOKE ALARM USE DATA

Smoke detectors were present in **42** percent of reported structure fires, in which the presence or absence of detectors were reported, with **64** percent of those operational. **24** percent reported as undetermined and **7** percent did not operate due to a variety of reasons such as no batteries, lack of maintenance, etc. In **12** percent, the fire was too small for the detector to operate. Unfortunately, **35** percent of the structures did not have smoke detectors and 23 percent of the structures reported as undetermined.



NIFRS is the source of this data which was provided by the reporting fire departments.

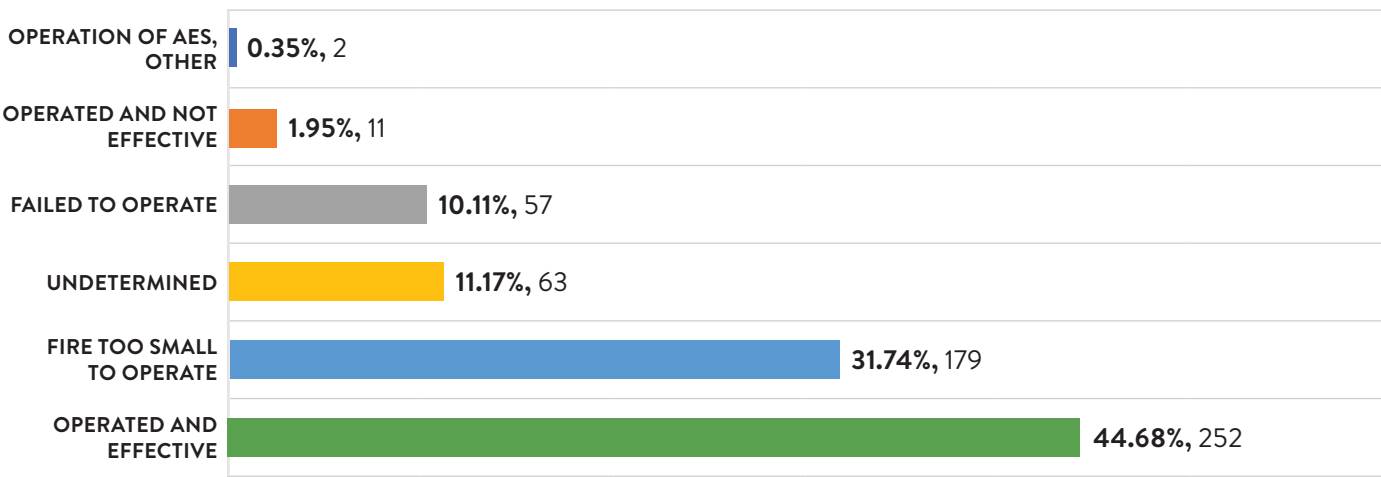
FIRE SPRINKLER USE DATA

Automatic Extinguishing System (AES) were present in **11** percent of reported structure fires with **45** percent of those operational. **8** percent were reported as undetermined and **7** percent did not operate due to a variety of reasons, such as manual intervention, agent discharge but did not reach the fire, ect. In **32** percent of structure fires, the fire was too small to activate the fire sprinkler. Unfortunately, in **81** percent of the structure fires there was not an AES present and **8** percent were reported as undetermined.

AES PRESENCE



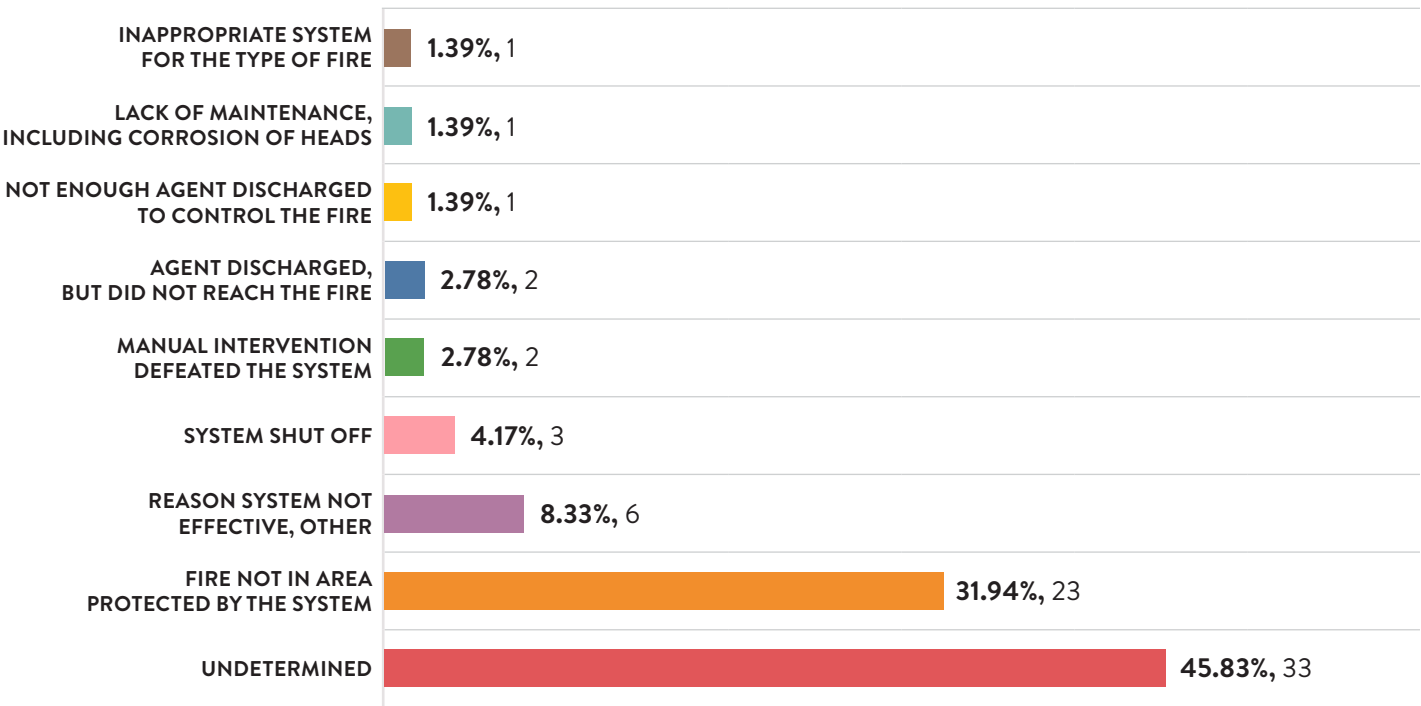
AES OPERATION



NIFRS is the source of this data which was provided by the reporting fire departments.



AES FAILURE



NIFRS is the source of this data which was provided by the reporting fire departments.



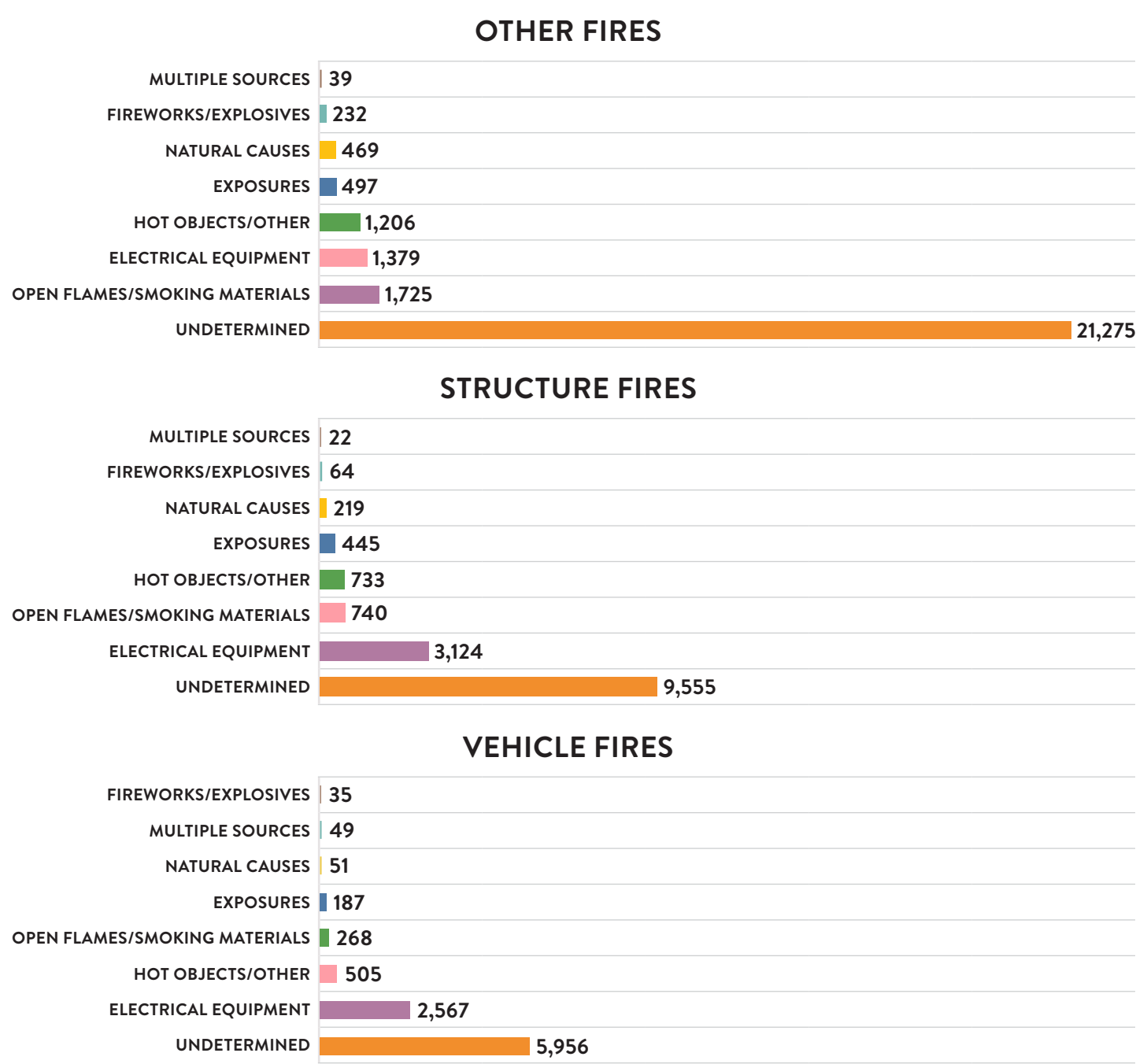
St. Petersburg

AVERAGE RESPONSE FREQUENCIES REPORTED BY FLORIDA FIRE DEPARTMENTS



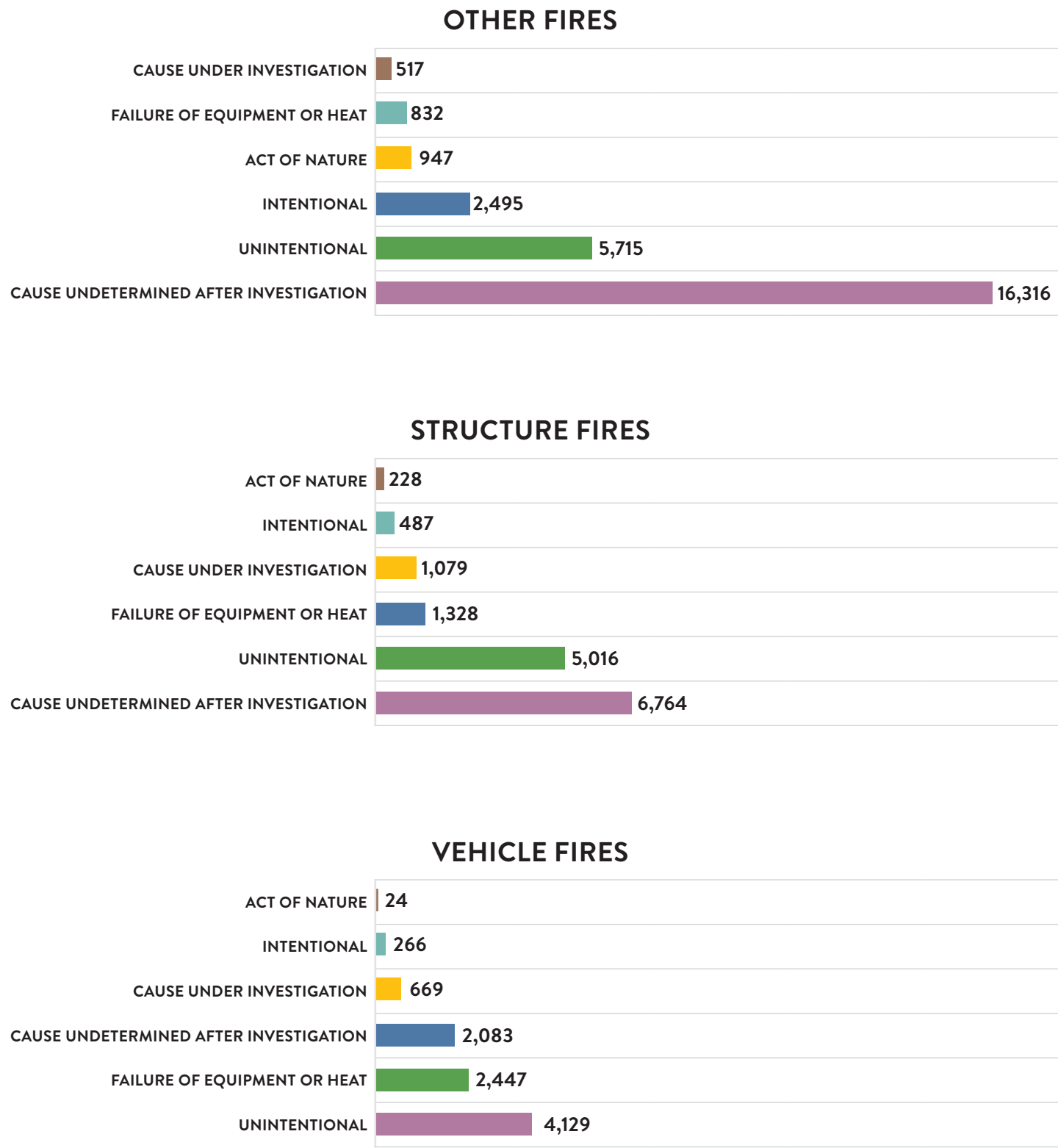
HEAT SOURCE AND CAUSE OF IGNITION

STRUCTURE, VEHICLE, AND OTHER FIRES BY HEAT SOURCE



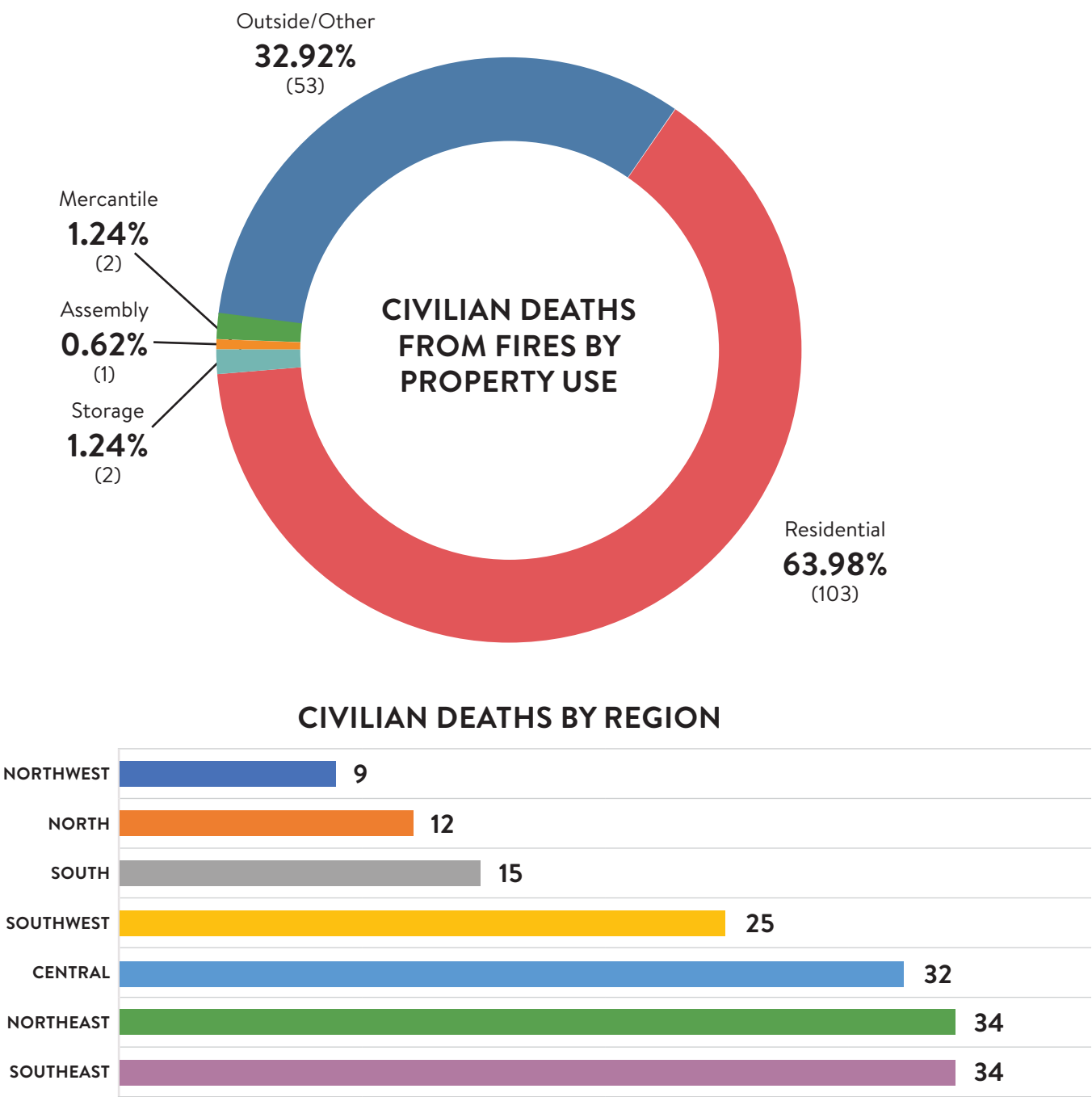
NIFRS is the source of this data which was provided by the reporting fire departments.

STRUCTURE, VEHICLE, AND OTHER FIRES BY CAUSE OF IGNITION



CIVILIAN DEATHS FROM FIRES

There were **161** civilians that died in 2021 from fire related incidents based on data received from the Department of Health, Vital Statistics Section. This represents a **6.024%** decrease in total fire related deaths compared to 2020. The following graph depicts the property that the incident took place.

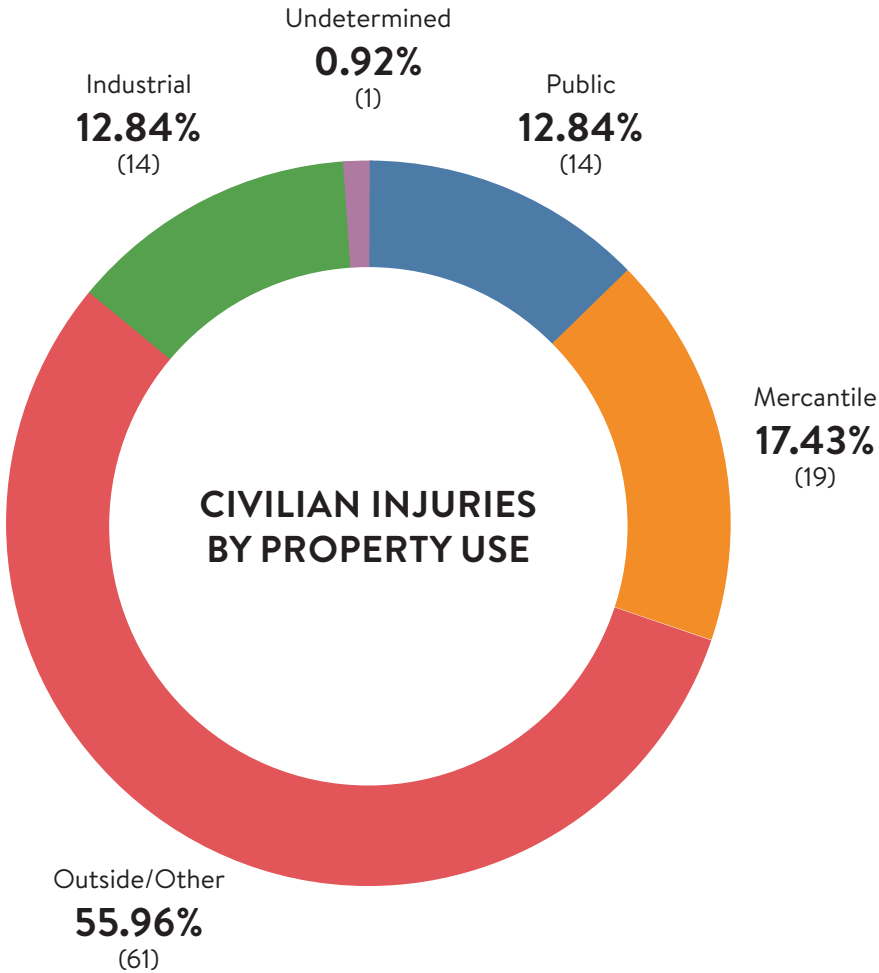


NIFRS is the source of this data which was provided by the reporting fire departments.

CIVILIAN INJURIES FROM FIRES BY PROPERTY USE

FLORIDA REGIONAL FIRE AND NON-FIRE TOTALS: CIVILIAN INJURIES

Central	858
North	161
Northeast	430
Northwest	208
South	346
Southeast	649
Southwest	1,223
TOTAL	3,875



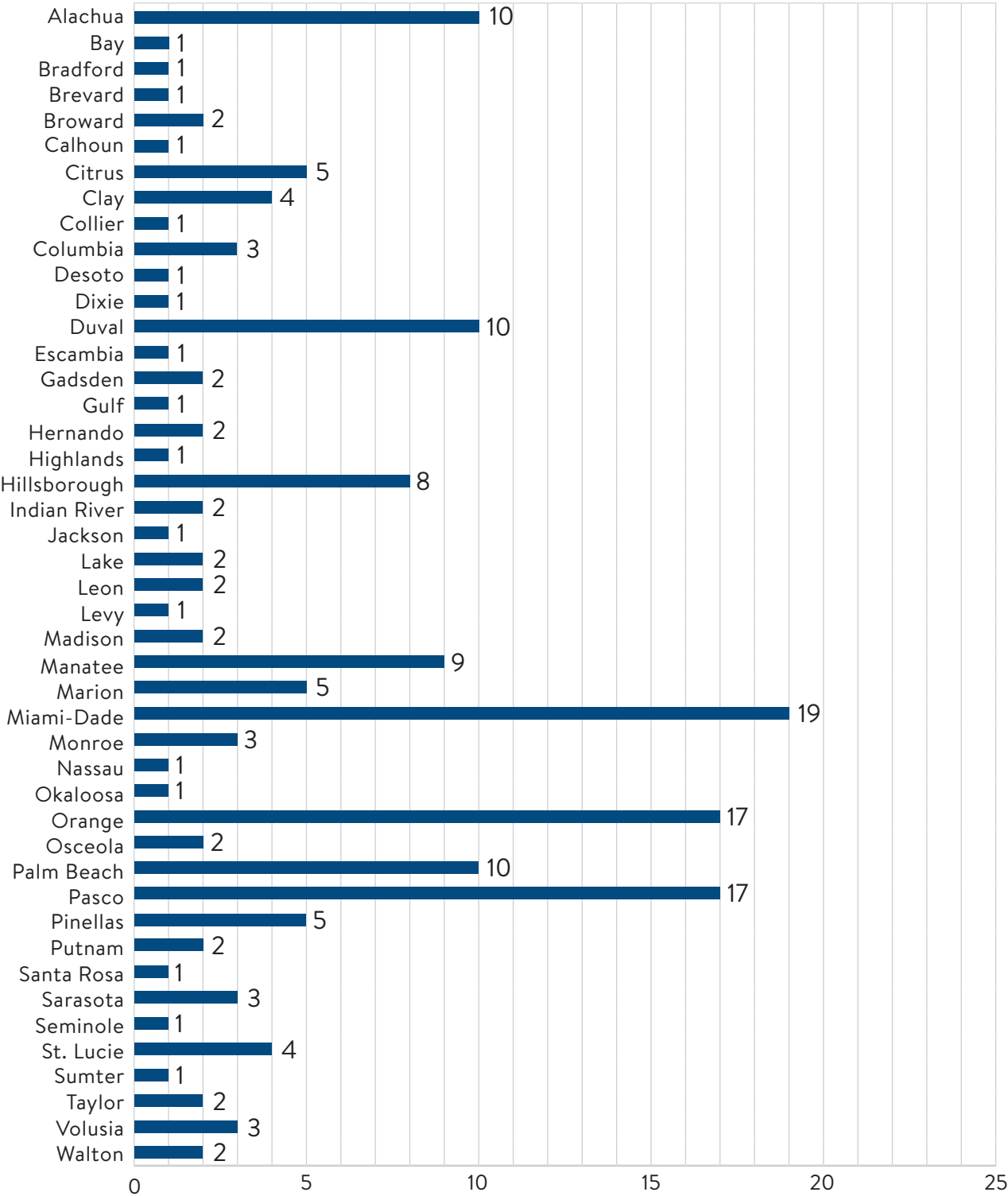
Hillsborough County Fire Rescue



Hillsborough County Fire Rescue

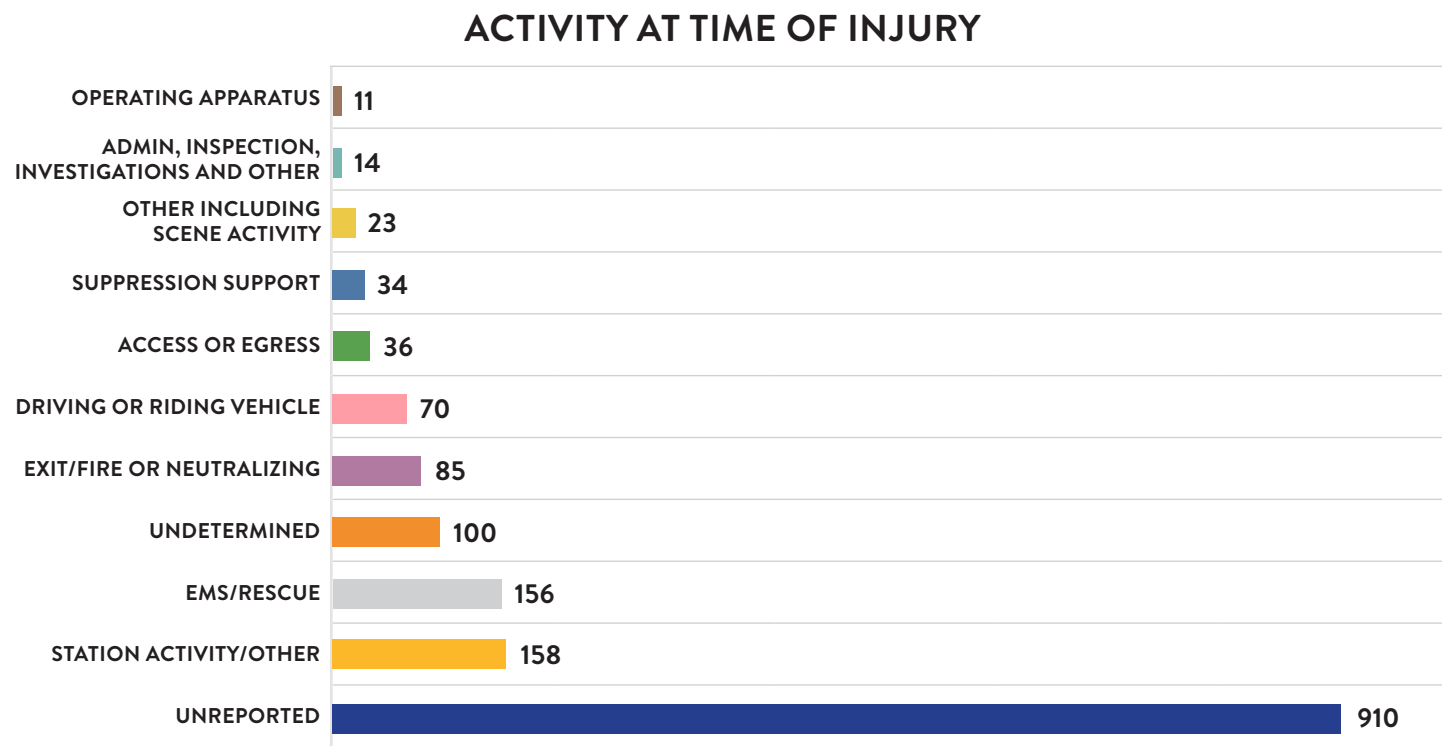
CIVILIAN DEATHS BY COUNTY

There were **161** fire related deaths reported for 2021 based on the data received from Department of Health, Vital Statistics Section. This graph depicts the counties in which the death occurred. If the county is not on this chart then there were no deaths to report.



FIREFIGHTER INJURIES VS. NUMBER OF INCIDENTS

Firefighters throughout Florida deal with a variety of hazards while performing their duties. These hazards include, but are not limited to, smoke inhalation, burns, straining body parts, exposure to chemicals and stress.



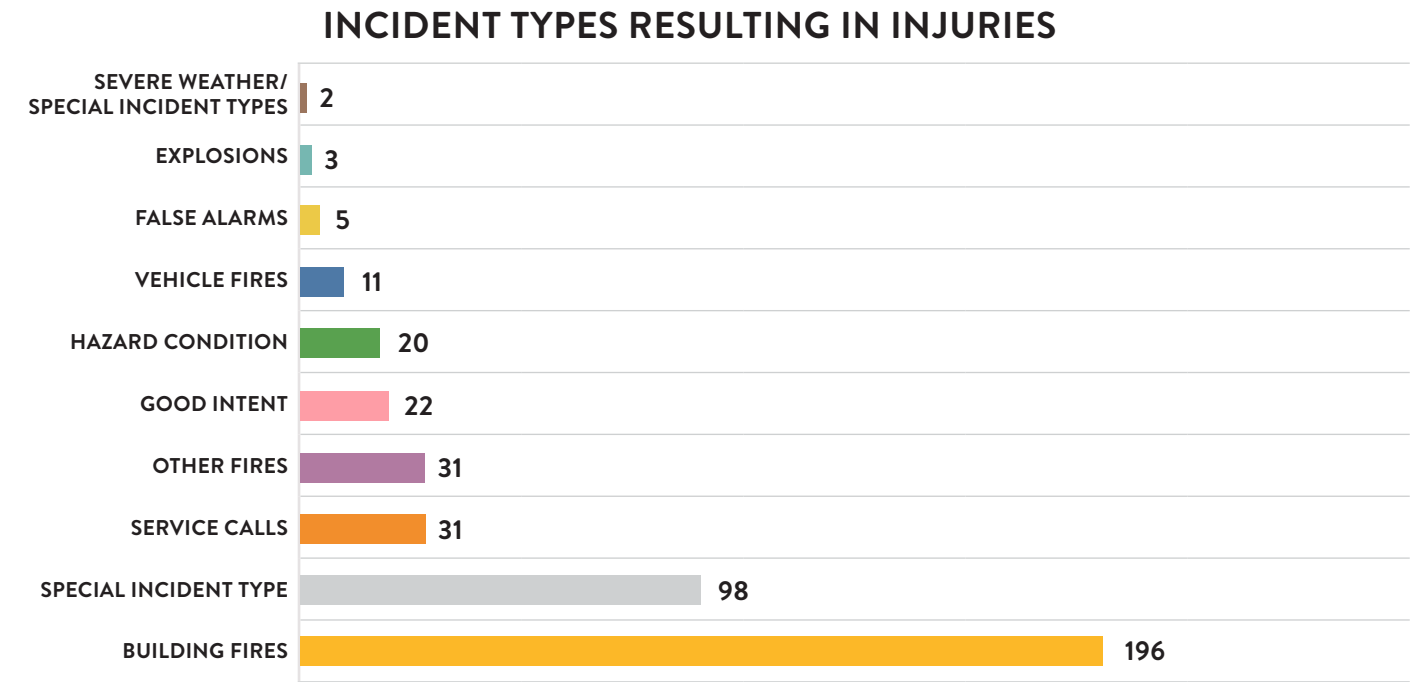
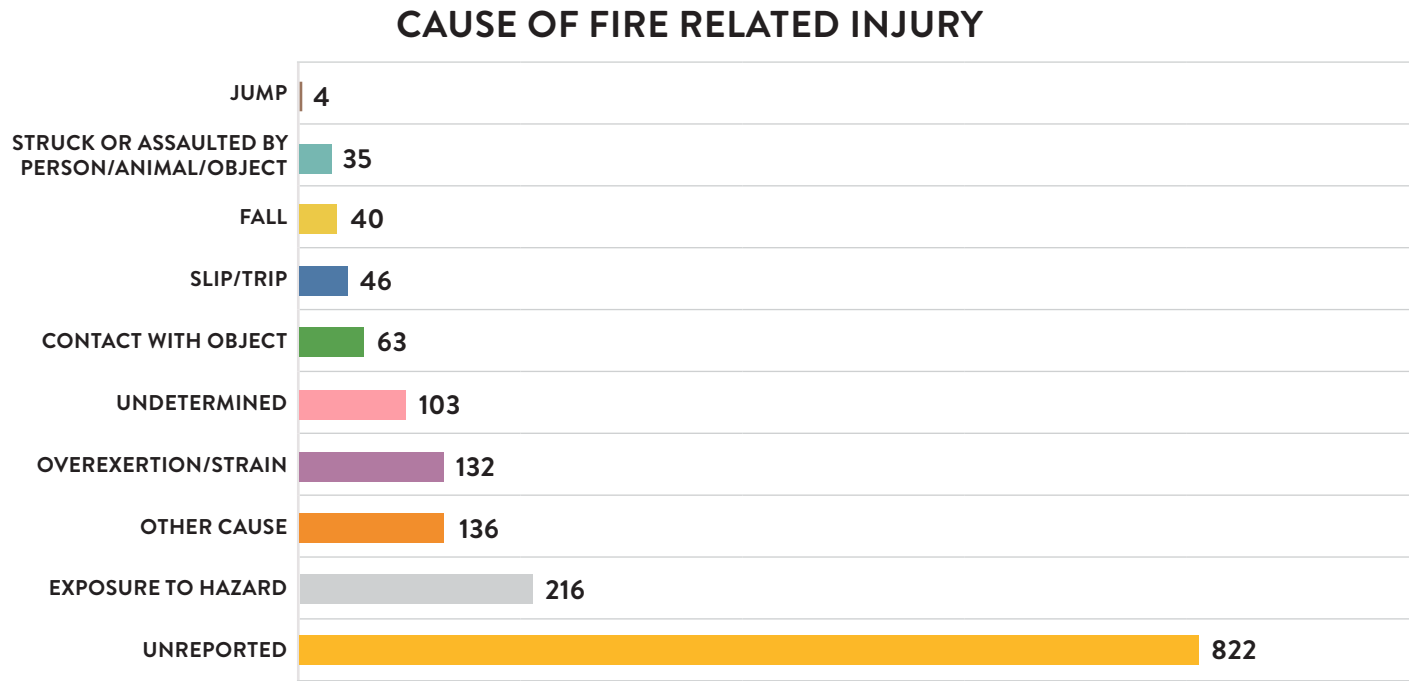
NIFRS is the source of this data which was provided by the reporting fire departments.



Tampa Fire Department

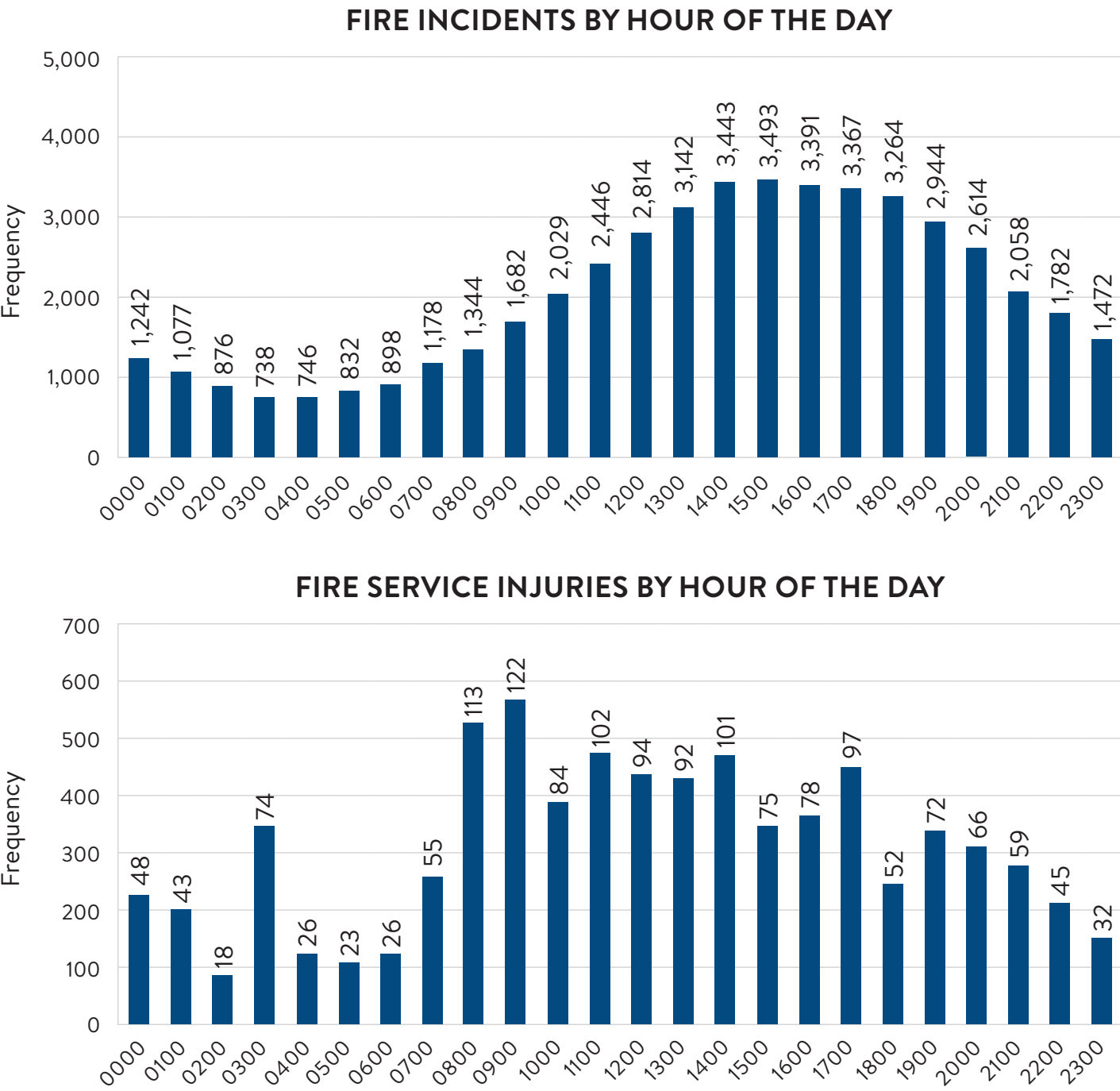


Tampa Fire Department



NIFRS is the source of this data which was provided by the reporting fire departments.

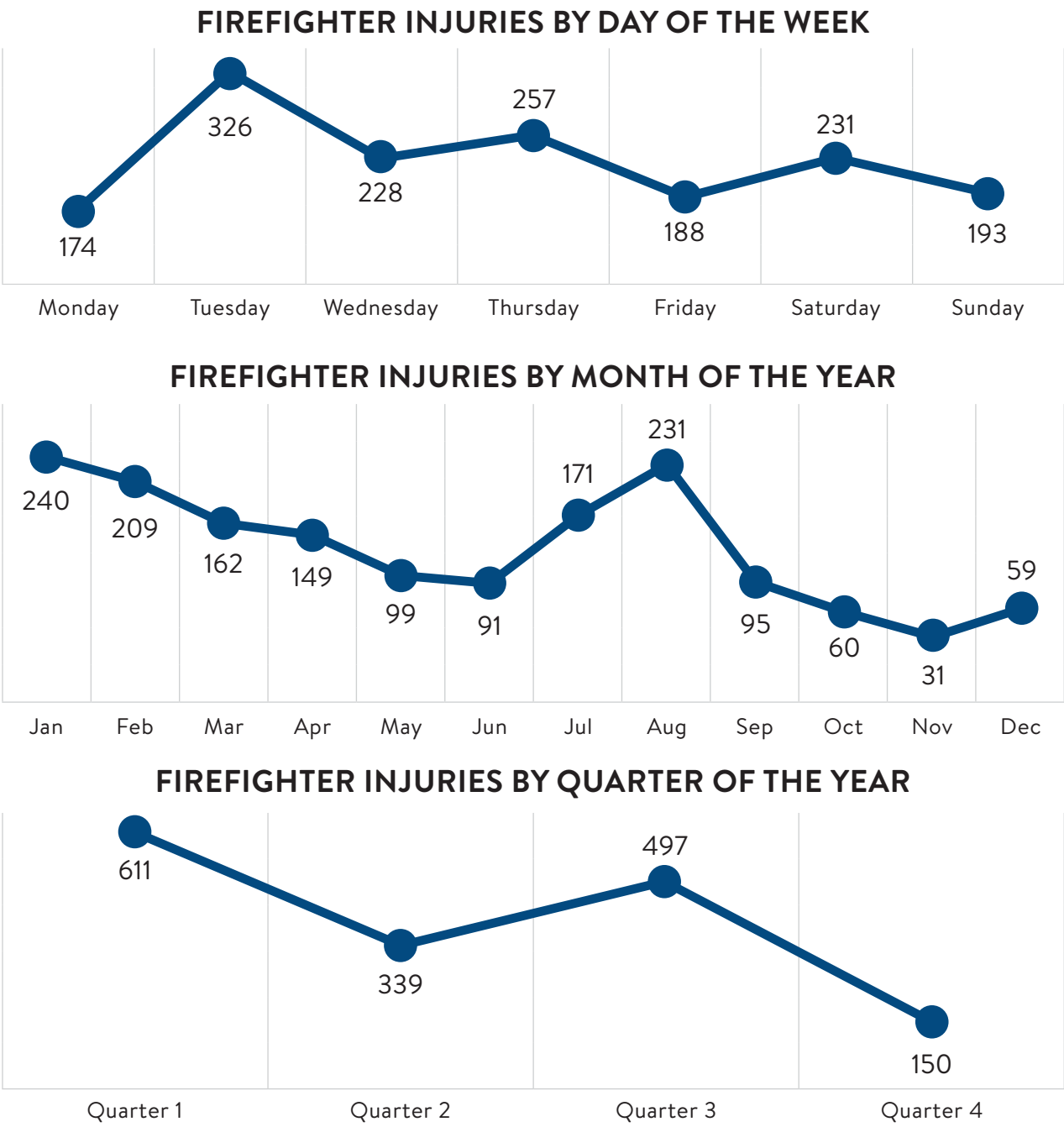
FIRE INCIDENTS AND FIRE SERVICE INJURIES BY HOUR OF THE DAY



NIFRS is the source of this data which was provided by the reporting fire departments.

FIREFIGHTER INJURIES DAY, MONTH, AND QUARTER OF THE YEAR

THE GRAND TOTAL FOR THE FIREFIGHTER INJURIES FOR THE YEAR IS 1,597



NIFRS is the source of this data which was provided by the reporting fire departments.



The following is a listing of the Fire Departments that Reported to the Florida Fire Incident Reporting System (FFIRS) Section During 2021

ALACHUA COUNTY

Alachua County Fire Rescue
Gainesville Fire Rescue
Lacrosse Fire Department
Melrose VFD
Micanopy Fire Rescue
Newberry Fire Rescue
Windsor FD

BAKER COUNTY

Baker County Fire Rescue
City of Macclenny

BAY COUNTY

Bay County Emergency Services
Callaway FD
Lynn Haven Fire & Emergency
Mexico Beach Dept P S
Panama City Airport FD
Panama City Beach Fire Rescue
Panama City Fire Dept
Parker Fire Department
Springfield Fire Department

BRADFORD COUNTY

Starke Fire Department

BREVARD COUNTY

Brevard County Fire Rescue
Canaveral F/R
Cocoa FD

Coconut Creek Fire Rescue
Indian Harbour Beach Vol FD
Indianlantic Fire Dept
Kennedy Space Ctr Fire Rescue
Malabar Fire Rescue
Melbourne Fire Department
Palm Bay Fire Department
Pembroke Pines Fire Rescue
Rockledge Fire & Emer Services
Satellite Beach FD
Titusville Fire & Emergency

BROWARD COUNTY

Broward County FR & EMS
Coral Springs Fire Dept.
Davie Fire Rescue
Hallandale Beach Fire Rescue
Hollywood Fire Rescue
Lauderdale by the Sea VFD
Lighthouse Point Fire Rescue
Margate Fire Rescue
Miramar Fire Rescue
Oakland Park Fire Rescue
Plantation FD
South West Ranches Vol
Sunrise Fire Rescue
Tamarac Fire Department

CALHOUN COUNTY

Blountstown FD
Kinard Vol FD

Magnolia VFD
Mossy Pond Vol Fire Dept

CHARLOTTE COUNTY

Charlotte County Fire/EMS
Punta Gorda FD

CITRUS COUNTY

Citrus County Fire Services
Crystal River Fire Department

CLAY COUNTY

Clay County Public Safety Dept
Orange Park FD

COLLIER COUNTY

Greater Naples F/R Dist
Immokalee Fire Dept
Marco Island FCD
Naples FD
North Collier FCR Dist

COLUMBIA COUNTY

Columbia County Fire Dept
Lake City FD

DIXIE COUNTY

Dixie County Emergency Services

DUVAL COUNTY

Jacksonville Fire Rescue



The Villages

ESCAMBIA COUNTY

Escambia County FR
Pensacola Fire Dept

FLAGLER COUNTY

Campbellton VFD
Flagler Beach Fire Rescue
Flagler County Fire Services
Ft. Meade Fire Dept
Palm Coast Fire Rescue
Sanibel Fire Rescue

FRANKLIN COUNTY

Apalachicola FD
St. George Island VFD

GADSDEN COUNTY

Chattahoochee VFD
City of Quincy Fire Department
Concord Vol Fire Dept
Florida State Hospital
Greensboro VFD
Greenshade - Dogtown VFD
Havana Fire Dept
Mt. Pleasant Vol FD
Robertsville Vol FD
Sycamore VFD
Wetumpka Vol Fire Dept

GILCHRIST COUNTY

Trenton Fire Rescue

GLADES COUNTY

Fort Walton Beach Fire Dept
Glades County Vol FD

GULF COUNTY

Gulf County Beach VFD
Highland View Vol FD

HAMILTON COUNTY

Bellville Fire Department
Crossroads Vol Fire Dept
Genoa Vol Fire Dept
Hamilton County
Jasper FD
Jennings Vol FD
White Springs FD

HARDEE COUNTY

Hardee County Fire/Rescue

HENDRY COUNTY

Labelle Vol FD
Montura Fire Department
Pioneer Volunteer Fire Dept
Seminole Tribe Fire Rescue

HERNANDO COUNTY

Brooksville Fire Dept
Hernando County Fire Rescue

HIGHLANDS COUNTY

Avon Park FD
Highlands County Fire Admin
Sebring FD

HILLSBOROUGH COUNTY

Hillsborough County Fire Rescue
Plant City Fire Rescue
Tampa Fire Rescue
Temple Terrace Fire Dept

HOLMES COUNTY

Bonifay
Esto FD
Gritney Vol Fire Department
New Hope Vol FD
Pittman VFD
Ponce de Leon Fire Department

INDIAN RIVER COUNTY

Indian River County Fire Rescue
Indian River Shores PS

JACKSON COUNTY

Alford VFD
City of Marianna FR
Compass Lake in the Hills VFD
Cottondale Vol Fire Dept
Dellwood Vol Fire Dept
Graceville Vol FD
Grand Ridge Vol Fire Dept
Malone Vol FD
Sneads Vol Fire Dept

JEFFERSON COUNTY

Jefferson Couty Fire Rescue
Wacissa Vol FD

LAFAYETTE COUNTY

Lafayette County Fire Dept

LAKE COUNTY

Clermont FD
Eustis Fire Department
Fruitland Park
Groveland Fire Department
Lake County Fire Rescue
Minneola Fire Rescue
Mt. Dora FD
Tavares Fire Dept
Umatilla FD

LEE COUNTY

Alva Fire Control & Rescue Dist
Bayshore Fire Rescue District
Boca Grande Fire Control Dist
Bonita Springs FCRD
Cape Coral Fire Rescue & EMS
Captiva Fire Control Dist
Estero Fire Rescue
Ft. Myers Beach FCD
Ft. Myers FD
Ft. Myers Shore Fire & Rescue
Iona Mcgregor Station Fire Dist
Lehigh Acres Fire & Rescue
Matlacha Pine Island FCD
North Ft. Myers Fire & Rescue
San Carlos Park Fire & Rescue

South Trail Fire & Rescue
Tice Fire Protection Dist
Useppa Island Volunteer Fire

LEON COUNTY

Bradfordville Fire & Rescue
Chaires Capitola VFD
Lake Jackson Vol FD
Tallahassee FD
Woodville Vol Fire Dept

LEVY COUNTY

Bronson VFD
Cedar Keys VFD
Chiefland Fire Rescue
Inglis Fire Dept
Levy County Fire Rescue

LIBERTY COUNTY

Bristol City Vol FD
Hosford FD

MADISON COUNTY

Cherry Lake Vol FR
City of Madison Fire Dept
Lee FD
Madison County Fire Rescue

MANATEE COUNTY

Cedar Hammock Fire Rescue
Duette Fire/Rescue Dept
Longboat Key Fire Rescue
Myakka Fire Dist
North River Fire Dist
Parrish FD
Southern Manatee F/R District
West Manatee Fire Rescue

MARION COUNTY

Marion County Fire Rescue
Ocala Fire Dept

MARTIN COUNTY

City of Stuart Fire Rescue
Jupiter Island PS
Martin County Fire & Rescue

MIAMI-DADE COUNTY

City of Miami Fire Rescue
Coral Gables FD
Hialeah FD
Miami Beach Fire Dept
Miami-Dade Fire Rescue
Village of Key Biscayne FR

MONROE COUNTY

Islamorada F/R
Key Largo Volunteer FD
Key West FD
Ocean Reef Public Safety

NASSAU COUNTY

Fernandina Beach Municipal FD
Leesburg Fire Dept
Nassau County Fire-Rescue

OKALOOSA COUNTY

Almarante Fire District
Baker Fire District
Blackman VFD
Crestview Fire Department
Destin Fire Control District
Holt Vol Fire Dept
Niceville Vol FD
North Bay Fire Control Dist
North Okaloosa
Ocean City-Wright Fire Dept
Valparaiso Vol Fire Dept

OKEECHOBEE COUNTY

Okeechobee County Fire/Rescue
Okeechobee Fire Dept

ORANGE COUNTY

Apopka FD
City of Ocoee Fire Dept
Maitland Fire Dept
Orange County Fire Rescue
Orlando FD
Reedy Creek Improvement Dist
Winter Garden FD
Winter Park Fire Dept

OSCEOLA COUNTY

Kissimmee FD
Osceola County Fire/Rescue
St. Cloud FR

PALM BEACH COUNTY

Boca Raton Fire Dept
Boynton Beach Fire Rescue
Delray Beach Fire Rescue
Greenacres Dept Public Safety
North Palm Beach DPS
Palm Beach Co. Fire Rescue
Palm Beach Gardens Fire Dept
Palm Beach Shores Vol FD
Riviera Beach Fire Dept
Tequesta Fire Rescue
Town Palm Beach Fire-Rescue
West Palm Beach Fire Rescue



St. Petersburg Beach

PASCO COUNTY

New Port Richey Fire Dept
Pasco County Fire Rescue
Port Richey Fire Dept

PINELLAS COUNTY

City of Dunedin Fire Dept
Clearwater Fire Department
Gulfport Fire Department
Largo Fire Rescue
Lealman Fire Department
Madeira Beach Fire Dept
Oldsmar Fire Department
Palm Harbor Spec Fire Control
Pinellas Park Fire Department
Pinellas Suncoast Fire Rescue
Safety Harbor Fire Dept
Seminole Fire Rescue
South Pasadena Fire Department
St. Petersburg Fire Rescue
St. Petersburg Beach Fire Dept
St. Petersburg/Clearwater AI
Tarpon Springs Fire Department
Treasure Island Fire Dept

POLK COUNTY

Auburndale Fire Dept
Bartow FD
Davenport VFD
Haines City Fire & Rescue
Lake Alfred Fire Dept
Lake Wales Fire Dept
Lakeland FD
Polk County Fire Rescue

PUTNAM COUNTY

Crescent City Fire Dept
Florahome-Grandin Vol FD
Georgetwon-Fruitland VFD
Hollister Vol Fire Department
Interlachen Lake Estates FD
Interlachen Vol FD
Palatka FD
Putnam County Emergency Services
Riverside VFD
Southwest Vol FD
West Putnam Volunteer

SANTA ROSA COUNTY

Allentown Vol FD
Avalon Fire Rescue
Bagdad Vol Fire Department
East Milton Vol FD
Gulf Breeze VFD
Harold Volunteer Fire Dept
Holley Navarre Fire Protection
Jay Volunteer Fire Department



Hillsborough County Fire Rescue

Milton FD
Munson Vol FD
Navarre Beach Vol Fire Dept
Pace VFD
Skyline Vol FD
Station 35

SARASOTA COUNTY

Englewood Area Fire Control D
North Port Fire & Rescue Dist
Sarasota County Fire Dept
Sarasota-Bradenton Airport Aut

SEMINOLE COUNTY

Lake Mary Fire Department
Longwood FD
Oviedo FD
Sanford Fire Department
Seminole County EMS Fire Rescue

ST. JOHNS COUNTY

St. Augustine FD

ST. LUCIE COUNTY

St. Lucie County Fire Dist

SUMTER COUNTY

Cross Creek VFD
The Villages

SUWANNEE COUNTY

Branford Vol FD
Live Oak FD
Suwannee County FD

TAYLOR COUNTY

Perry FD
Taylor County Fire Rescue

UNION COUNTY

Union Co. Dept of Emergency Services

VOLUSIA COUNTY

City of Deland Fire Department
Daytona Beach Fire Dept
Daytona Beach Shores PS
Deltona Fire Rescue
Edgewater Fire Rescue Service
Holly Hill Fire Rescue
New Smyrna Beach FD
Orange City Fire Department
Ormond Beach Fire Dept
Ponce Inlet Fire Rescue
Port Orange Fire Rescue
Volusia County Fire Services

WAKULLA COUNTY

Wakulla County Fire Rescue

WALTON COUNTY

Argyle Volunteer Fire Dept
Defuniak Springs Fire Dept
Liberty Fire District
South Walton FD
Walton County Fire Rescue

WASHINGTON COUNTY

Chipley FD
Greenhead Vol Fire Dept

GRANT AWARDS

NAME OF DEPARTMENT	ASSISTANCE REQUESTED	APPROVED AMOUNT	75%	25%
Alachua County	Extractor	\$7,449.00	\$5,586.75	\$1,862.25
Blackman Fire Dist Corp	Extractor	\$5,295.00	\$3,971.25	\$1,323.75
Boca Grand Fire Control Dist	Extractor	\$9,885.00	\$7,413.75	\$2,471.25
Bradford County	Extractor	\$4,950.00	\$3,712.50	\$1,237.50
Cape Coral Fire Departmetn	Vehicle Exhaust	\$19,200.00	\$14,400.00	\$4,800.00
City of Flagler Beach	Extractor	\$7,774.95	\$5,831.21	\$1,943.74
City of Minneola FR	Vehicle Exhaust	\$50,858.00	\$38,143.50	\$12,714.50
City of Sebring	Vehicle Exhaust	\$56,366.94	\$42,275.21	\$14,091.74
Davie Fire Rescue	Extractor	\$8,000.00	\$6,000.00	\$2,000.00
Daytona Beach FD	Extractor	\$4,197.78	\$3,148.34	\$1,049.45
Dixie County	Extractor	\$10,185.50	\$7,639.13	\$2,546.38
Edgewater Fire Rescue	Extractor	\$7,499.95	\$5,624.96	\$1,874.99
Fanning Springs Fire Dept	Extractor	\$12,400.00	\$9,300.00	\$3,100.00
Holley-Navarre Fire Dist	PPE	\$4,618.00	\$3,463.50	\$1,154.50
Holt Fire District	Extractor	\$7,268.00	\$5,451.00	\$1,817.00
Indialantic Fire Rescue	PPE	\$2,659.50	\$1,994.63	\$664.88
Inverness Fire Dept	Vehicle Exhaust	\$59,500.00	\$44,625.00	\$14,875.00
Lake Alfred Fire Dept	Extractor	\$11,250.00	\$8,437.50	\$2,812.50
Lake County Fire Rescue	Extractor	\$4,425.76	\$3,319.32	\$1,106.44
Leesburg Fire Department	Extractor	\$7,047.00	\$5,285.25	\$1,761.75
Levy Co Dept Public Safety	PPE	\$1,700.00	\$1,275.00	\$425.00
Lynn Haven Fire & Emer Svc	PPE	\$4,873.75	\$3,655.31	\$1,218.44
Madeira Beach Fire Dept	Other	\$770.00	\$577.50	\$192.50
Marion County Fire Rescue	PPE	\$22,998.00	\$17,248.50	\$5,749.50
Monroe County	PPE	\$11,704.00	\$8,778.00	\$2,926.00
North Collier Fire Cont & Res	Vehicle Exhaust	\$26,250.00	\$19,687.50	\$6,562.50
North Lauderdale FR	PPE	\$8,890.00	\$6,667.50	\$2,222.50
North Okaloosa Fire Dist	Extractor	\$7,268.00	\$5,451.00	\$1,817.00
North River Fire District	Extractor	\$8,320.00	\$6,240.00	\$2,080.00
NW FL Beaches Int'l Airport	Extractor	\$7,484.00	\$5,613.00	\$1,871.00
Ocala Fire Rescue	PPE	\$18,968.50	\$14,226.38	\$4,742.13
Ocoee Fire Dept	Vehicle Exhaust	\$10,791.00	\$8,093.25	\$2,697.75
Okaloosa Island	Vehicle Exhaust	\$58,832.00	\$44,124.00	\$14,708.00
Okeechobee County FR	PPE	\$3,081.30	\$2,310.98	\$770.33

NAME OF DEPARTMENT	ASSISTANCE REQUESTED	APPROVED AMOUNT	75%	25%
Orange City Fire Dept	PPE	\$2,749.20	\$2,061.90	\$687.30
Orange Park Fire Department	Vehicle Exhaust	\$63,866.00	\$47,899.50	\$15,966.50
Pace Fire Rescue	Extractor	\$7,010.82	\$5,258.12	\$1,752.71
Palatka Fire Dept	Extractor	\$9,500.00	\$7,125.00	\$2,375.00
Palm Coast Fire Dept	Extractor	\$7,449.00	\$5,586.75	\$1,862.25
Panama City Beach FR	Extractor	\$7,935.20	\$5,951.40	\$1,983.80
Pasco County Fire Rescue	Extractor	\$10,600.00	\$7,950.00	\$2,650.00
Polk County FR	Extractor	\$6,447.25	\$4,835.44	\$1,611.81
Safety Harbor Fire Dept	Extractor	\$5,050.00	\$3,787.50	\$1,262.50
Seminole Co Fire Dept	PPE	\$8,288.00	\$6,216.00	\$2,072.00
Skyline Fire Rescue	PPE	\$4,680.00	\$3,510.00	\$1,170.00
South Daytona	PPE	\$1,123.92	\$842.94	\$280.98
St. Petersburg Fire Rescue	Extractor	\$16,546.80	\$12,410.10	\$4,136.70
Town of Bronson	Extractor	\$4,937.25	\$3,702.94	\$1,234.31
Town of Palm Beach FR	PPE	\$2,413.20	\$1,809.90	\$603.30
Town of Ponce Inlet	Extractor	\$8,500.00	\$6,375.00	\$2,125.00
Treasure Island	PPE	\$2,356.03	\$1,767.02	\$589.01

NAME OF DEPARTMENT	ASSISTANCE REQUESTED	
Blountstown Fire Dept	SCBA	\$43,225.00
Bonifay Fire Department	PPE	\$21,720.00
Escambia County Fire Rescue	PPE	\$10,200.00
Gilchrist County Fire Rescue	PPE	\$15,378.40
Holt Volunteer Fire Dept	SCBA	\$45,285.00
Inverness Fire Department	SCBA	\$39,325.30
Madison Fire Department	SCBA	\$43,250.00
Melrose Volunteer FD	SCBA	\$39,692.20
Monticello Volunteer FD	PPE	\$5,848.36
Munson Volunteer Fire Dept	PPE	\$16,571.45
Satellite Beach Fire Dept	Apparatus	\$504,000.00
Southwest Ranches VFD	SCBA	\$46,377.50
Sunny Hills VFD (Washington)	SCBA	\$39,489.70
Union County Fire Dept	PPE	\$15,317.75
Useppa Island VFD	SCBA	\$38,055.45
Williston Volunteer FD	PPE	\$15,794.70

EQUIPMENT

NAME OF DEPARTMENT	ASSISTANCE REQUESTED	
Calhoun County	Pumper Fire Truck	\$300,000.00
City of Macclenny	Fire Truck	\$600,000.00
City of Quincy	Aerial Ladder Replacement	\$255,340.00
Polk County	5 Freightliner Tankers	\$2,000,000.00

CONSTRUCTION

NAME OF DEPARTMENT	ASSISTANCE REQUESTED	
Baker County	Sanderson Community Fire Station	\$850,000.00
City of Apopka	Fire Station 6	\$1,014,623.00
City of Bristol	Volunteer Fire Station Renovation	\$780,570.00
City of Crestview	Public Training Facility	\$695,570.00
City of Jacob City	Fire Station	\$1,750,000.00
City of North Lauderdale	Fire/Rescue Training Center	\$300,000.00
Franklin County	Fort Coombs Armory Fire Sprinkler System	\$250,000
Okeechobee County	Public Safety Fire Tower Training Facility	\$500,000.00
The City of Panama City Beach Fire	Training Tower	\$608,536.00
Union County	Fire Rescue Station	\$850,000.00



Hillsborough County Fire Rescue



2021 FALLEN FIREFIGHTERS

David L. Abernathy	1998	Donald DiPetrillo	2020
Walter “Pete” Gee	2010	James G. Gunter	2020
Jeremy J. Saunders	2011	Brian S. Smith	2020
Randall M. Donaldson, Jr.	2016	Lloyd Losinger	2020
William C. Donaldson	2018	Thomas Barber	2021
Dwain S. Bradshaw	2019	Michelle Clore	2021
Jeremy J. McKay	2019	Jimmy D. Riley, Jr.	2021
Scott R. Neumann	2019	Eric M. Siena	2021
Anthony C. Christensen	2020	Herve Thomas	2021



PUBLIC EDUCATION



PHOTO CONTEST WINNERS



On behalf of the State Fire Marshal, we would like to congratulate the winners of the First Annual FFIRS Photo Contest. The winners are North River Fire District 1 (Cover), photographer Chantel Zandi. Hillsborough County Fire Rescue (Back Cover), and Photographer Captain Mike Zielonka with Orange County Fire Rescue Department and Member of Florida Task Force 4, Safety Officer (Centerfold Surfside 1st photo). St. Petersburg Beach (Centerfold Surfside 2nd photo)

Honorable mentions to The Villages Fire District (Inside Front Cover). Tampa Fire Department (Picture after Table of Contents), photographer Henry Williams II. The Villages Fire District (Inside Back Cover 1). Martin County Fire Rescue (inside Back Cover 2), photographer William Jones.



We would like to also thank each department that submitted a photo for the Annual Report photo contest: Hillsborough County Fire Rescue., St. Petersburg Beach Fire Department, Tampa Fire Department, The Villages Fire District, Charlotte County Fire Rescue, North River Fire District 1, , Martin County Fire Rescue, Treasure Island Fire Department, Monroe County Fire Rescue, St. Petersburg Fire Department, North Fort Myers Fire Department, Palm Beach County Fire Rescue, and the Cape Coral Fire Department. Each photo is commended, and all participation is deeply appreciated.





The Villages



*Martin County
Photographer William Jones*



STATE FIRE MARSHAL

"SAFEGUARDING FLORIDIANS THROUGH FIRE
PREVENTION, PROTECTION AND ENFORCEMENT"



Access the Report at:
www.MyFloridaCFO.com/Division/SFM/FFIRS/default.htm
or scan this QR code

Hillsborough County Fire Rescue